

# Weekly SLA Customer Report

Customer BCM\_Production  
Database ID 81



## Harddisk Usage BCM\_ABS-DEVBD-01 Standby DB Server

	Free disk space on c: (%)	Total disk space on c: (Gb)	Free disk space on d: (%)	Total disk space on d: (Gb)	Free disk space on e: (%)	Total disk space on e: (Gb)
27/01/2018	64	80	0	0	81	250
26/01/2018	64	80	0	0	82	250
25/01/2018	64	80	0	0	82	250
24/01/2018	64	80	0	0	82	250
23/01/2018	64	80	0	0	82	250
22/01/2018	64	80	0	0	82	250
21/01/2018	64	80	0	0	82	250

## Harddisk Usage BCM\_ABS-PRODBD-01 Production DB Server

	Free disk space on c: (%)	Total disk space on c: (Gb)	Free disk space on e: (%)	Total disk space on e: (Gb)
27/01/2018	43	150	51	175
26/01/2018	43	150	52	175
25/01/2018	43	150	52	175
24/01/2018	43	150	52	175
23/01/2018	43	150	52	175
22/01/2018	43	150	52	175
21/01/2018	43	150	52	175

# Weekly SLA Customer Report

Customer BCM\_Production  
Database ID 81



## Harddisk Usage BCM\_PRD\_ABS-DEV-01

	Free disk space on c: (%)	Total disk space on c: (Gb)
27/01/2018	77	100
26/01/2018	77	100
25/01/2018	77	100
24/01/2018	77	100
23/01/2018	77	100
22/01/2018	77	100
21/01/2018	77	100

## Harddisk Usage BCM\_PRD\_ABS-PROD-01

	Free disk space on c: (%)	Total disk space on c: (Gb)	Free disk space on d: (%)	Total disk space on d: (Gb)
27/01/2018	55	80	0	0
26/01/2018	55	80	0	0
25/01/2018	55	80	0	0
24/01/2018	55	80	0	0
23/01/2018	55	80	0	0
22/01/2018	55	80	0	0
21/01/2018	55	80	0	0

# Weekly SLA Customer Report

Customer BCM\_Production  
Database ID 81



Harddisk Usage BCM\_PRD\_ABS-PRODWEB-01

	Free disk space on c: (%)	Total disk space on c: (Gb)
27/01/2018	71	80
26/01/2018	71	80
25/01/2018	71	80
24/01/2018	71	80
23/01/2018	71	80
22/01/2018	71	80
21/01/2018	71	80

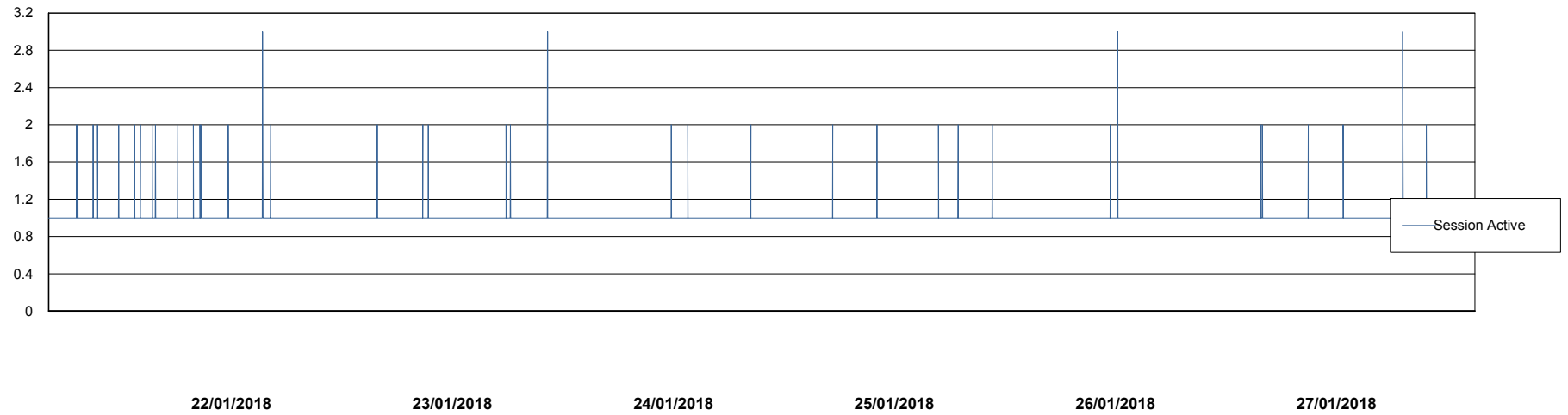
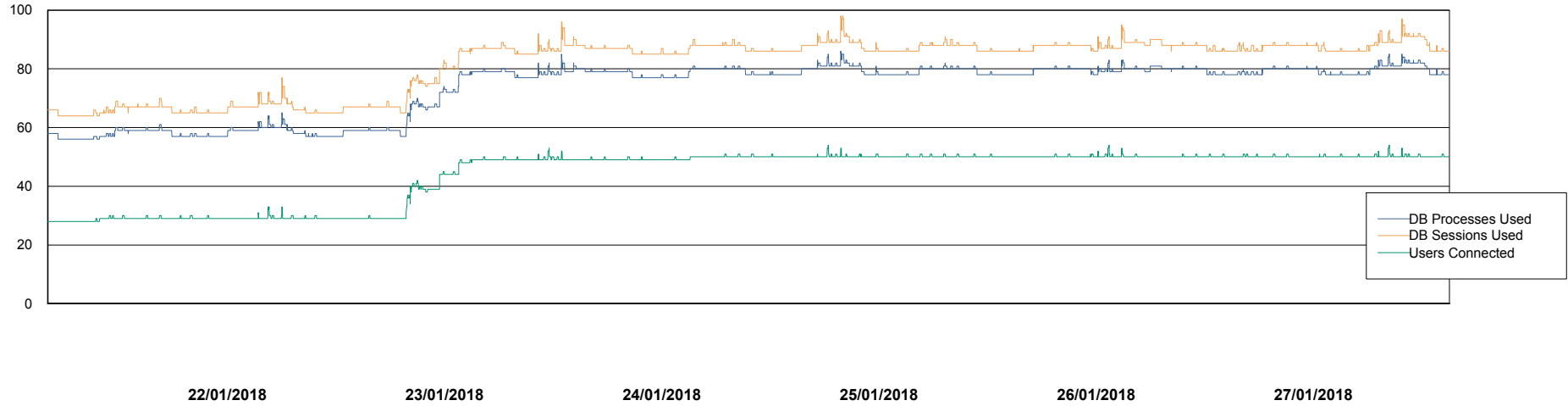
# Weekly SLA Customer Report

Customer BCM\_Production  
Database ID 81



## Database Performance BCMDB\_ABS1 Production Database

DB Processes Max 300  
DB Sessions Max 472



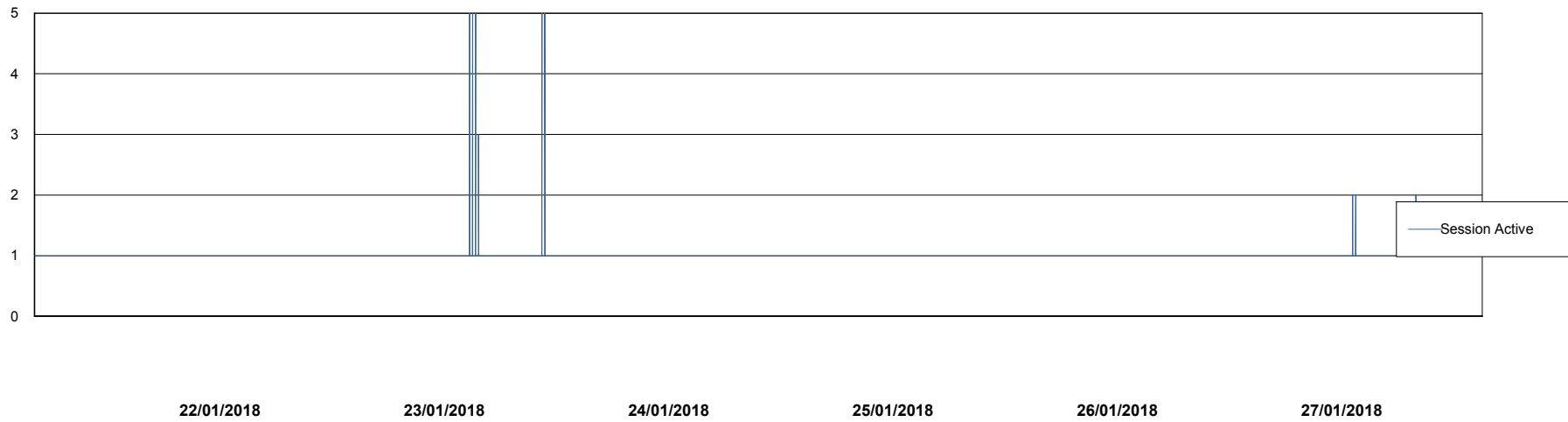
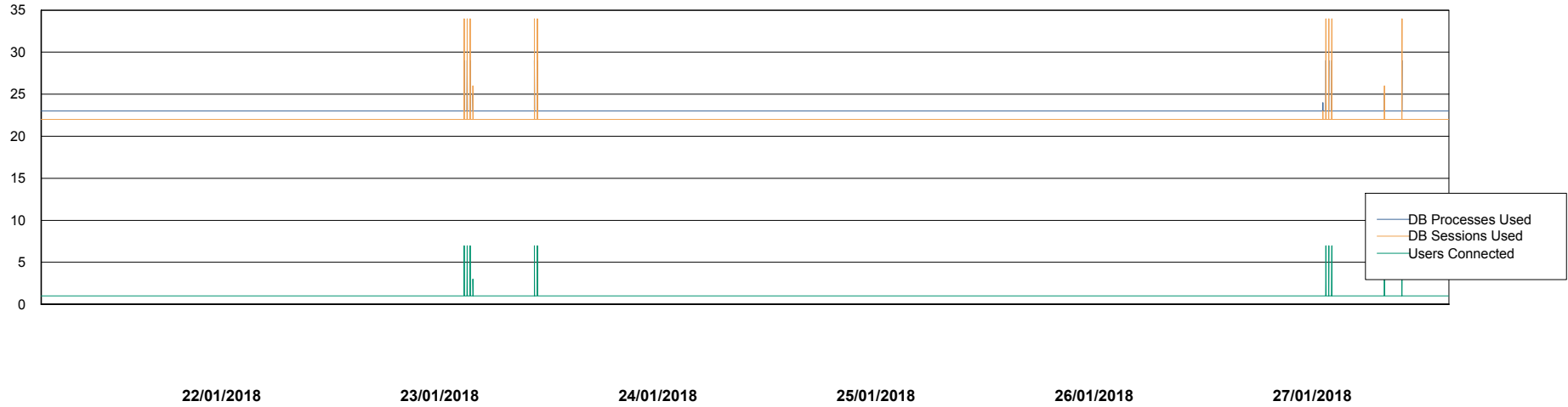
# Weekly SLA Customer Report

Customer BCM\_Production  
Database ID 81



## Database Performance BCMDB\_ABS1SB Standby Database

DB Processes Max 150  
DB Sessions Max 248



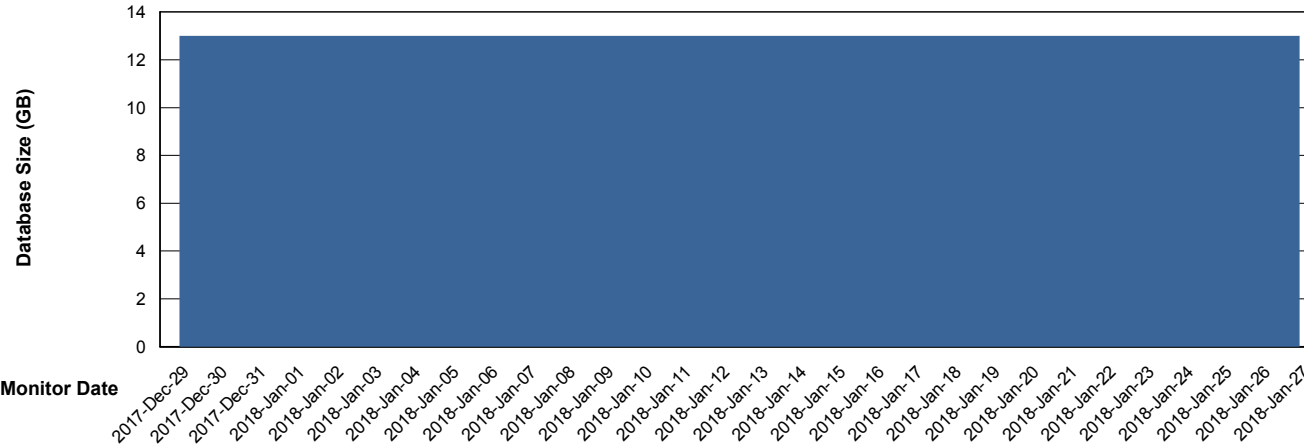
# Weekly SLA Customer Report

Customer BCM\_Production  
 Database ID 81



**DATABASE SIZE** BCMDB\_ABS1 Production Database

## Database growth over last month



**Database Tablespace** BCMDB\_ABS1 Production Database

Date	Tablespace Name	Filesize (Gb)	Usedsize (Gb)	Percentage free
27/01/2018	ABSDATA	2	0	100
	INDX	2	10	23
26/01/2018	ABSDATA	2	0	100
	INDX	2	10	23
25/01/2018	ABSDATA	2	0	100
	INDX	2	10	23
24/01/2018	ABSDATA	2	0	100
	INDX	2	10	23
23/01/2018	ABSDATA	2	0	100
	INDX	2	10	23
22/01/2018	ABSDATA	2	0	100
	INDX	2	10	23
21/01/2018	ABSDATA	2	0	100
	INDX	2	10	23

# Weekly SLA Customer Report

---

Customer    BCM\_Production  
Database ID    81



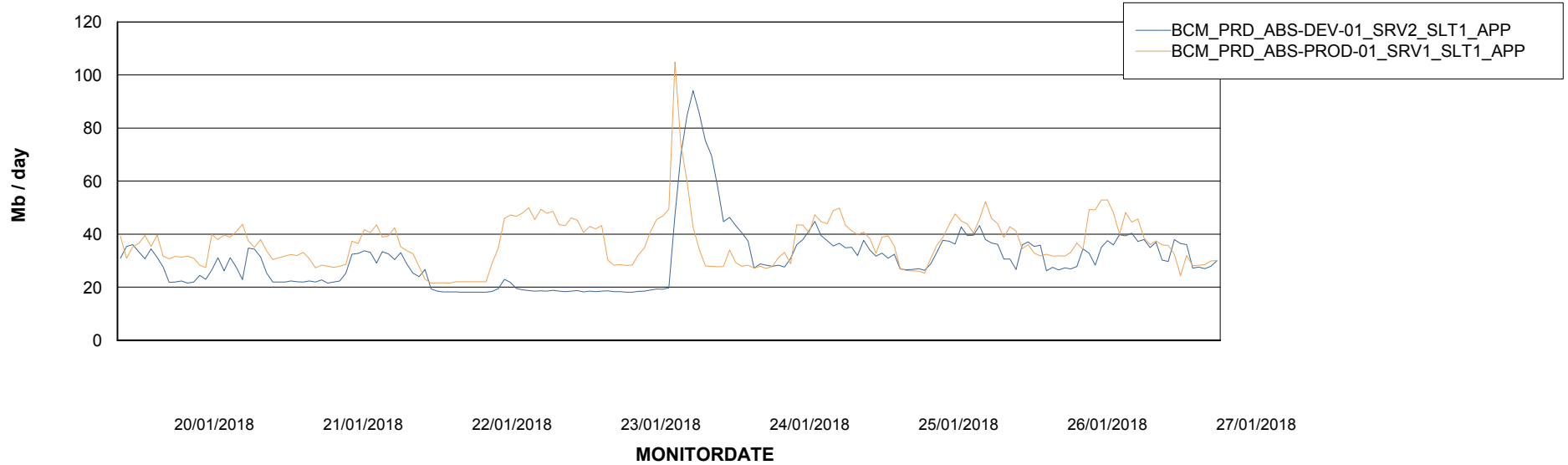
# Weekly SLA Customer Report

Customer BCM\_Production  
Database ID 81

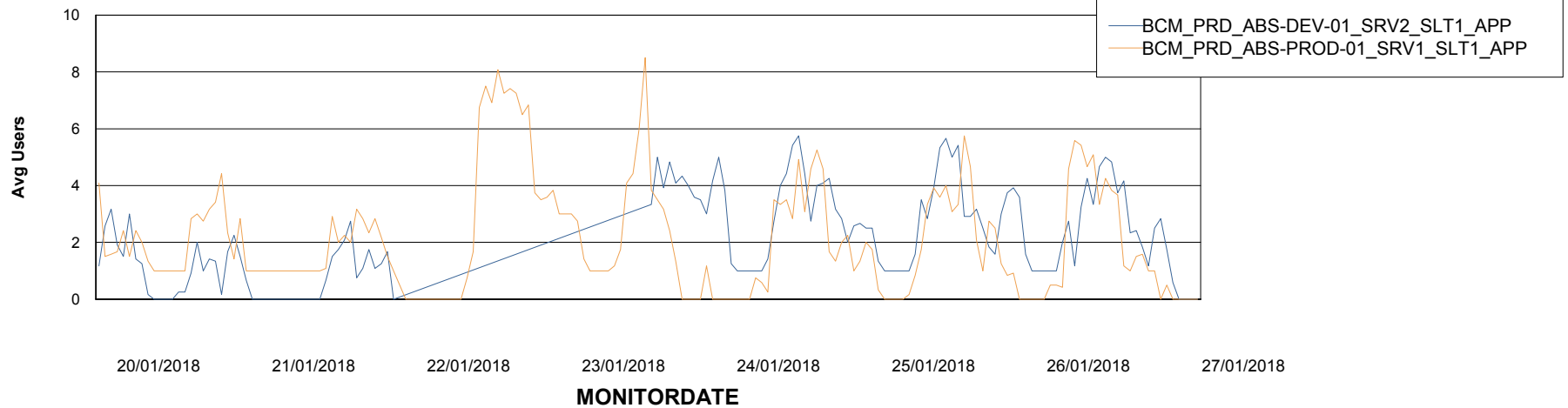


## ABSolute Application Server Services

### Avg memory used per ABS Server Service



### Avg users per day per ABS server



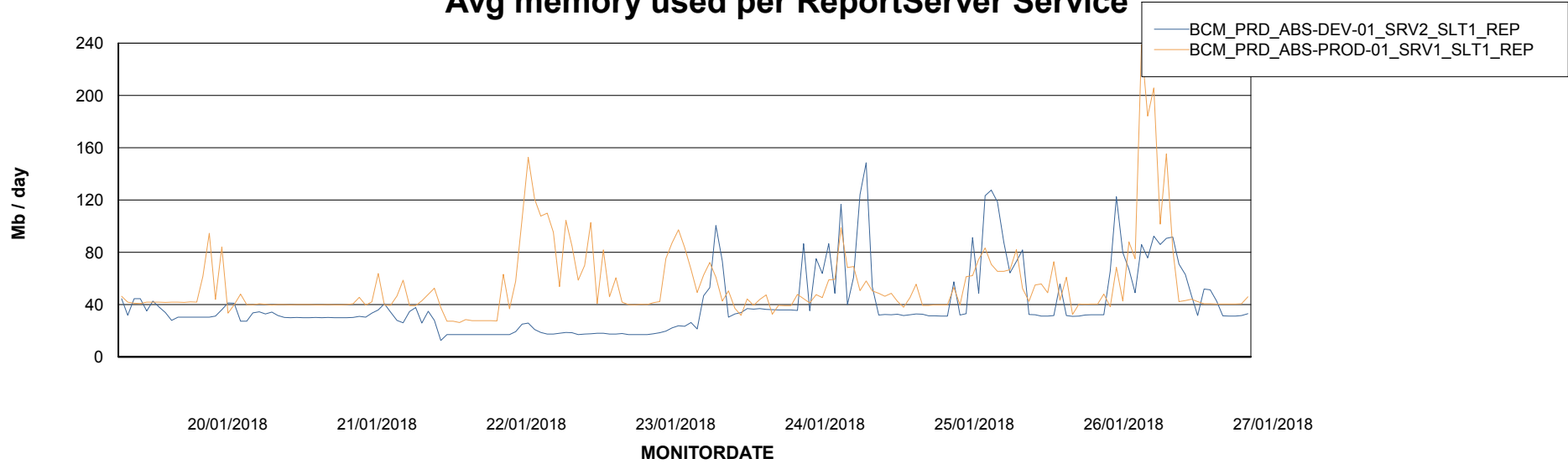
# Weekly SLA Customer Report

Customer BCM\_Production  
Database ID 81



## ABSSolute Application ReportServer Services

### Avg memory used per ReportServer Service



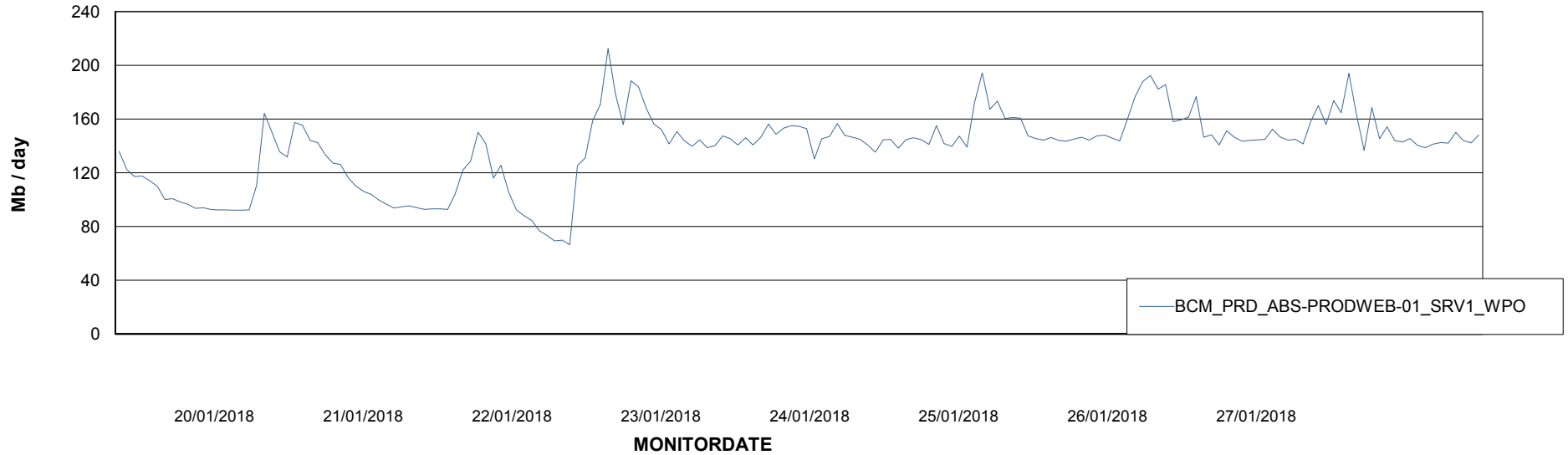
# Weekly SLA Customer Report

Customer BCM\_Production  
Database ID 81



## ABSSolute Web Component Services

### Avg memory used per ABS Web component



# Weekly SLA Customer Report

Customer BCM\_Production  
Database ID 81



### Disaster per ABS component

