

Weekly SLA Customer Report

Customer LLG_Production
Database ID 53



Harddisk Usage LLG_PRD_BI01

	Free disk space on c: (%)	Total disk space on c: (Gb)
20/01/2018	52	559
19/01/2018	52	559
18/01/2018	52	559
17/01/2018	52	559
16/01/2018	52	559
15/01/2018	52	559
14/01/2018	52	559

Harddisk Usage LLG_PRD_ORA01

	Free disk space on c: (%)	Total disk space on c: (Gb)	Free disk space on d: (%)	Total disk space on d: (Gb)
20/01/2018	87	1,117	28	600
19/01/2018	87	1,117	32	600
18/01/2018	87	1,117	35	600
17/01/2018	87	1,117	30	600
16/01/2018	87	1,117	27	600
15/01/2018	87	1,117	27	600
14/01/2018	87	1,117	27	600

Weekly SLA Customer Report

Customer LLG_Production
Database ID 53



Harddisk Usage LLG_PRD_ORA02

	Free disk space on c: (%)	Total disk space on c: (Gb)	Free disk space on d: (%)	Total disk space on d: (Gb)
20/01/2018	77	279	16	600
19/01/2018	77	279	16	600
18/01/2018	77	279	16	600
17/01/2018	77	279	16	600
16/01/2018	77	279	16	600
15/01/2018	77	279	16	600
14/01/2018	77	279	16	600

Harddisk Usage LLG_PRD_vABS01

	Free disk space on c: (%)	Total disk space on c: (Gb)	Free disk space on d: (%)	Total disk space on d: (Gb)
20/01/2018	17	180	75	150
19/01/2018	17	180	75	150
18/01/2018	20	180	75	150
17/01/2018	22	180	75	150
16/01/2018	22	180	75	150
15/01/2018	23	180	75	150
14/01/2018	23	180	75	150

Weekly SLA Customer Report

Customer LLG_Production
Database ID 53



Harddisk Usage LLG_PRD_vABS02

	Free disk space on c: (%)	Total disk space on c: (Gb)	Free disk space on d: (%)	Total disk space on d: (Gb)
20/01/2018	18	170	62	150
19/01/2018	18	170	62	150
18/01/2018	22	170	62	150
17/01/2018	25	170	62	150
16/01/2018	25	170	62	150
15/01/2018	25	170	62	150
14/01/2018	25	170	62	150

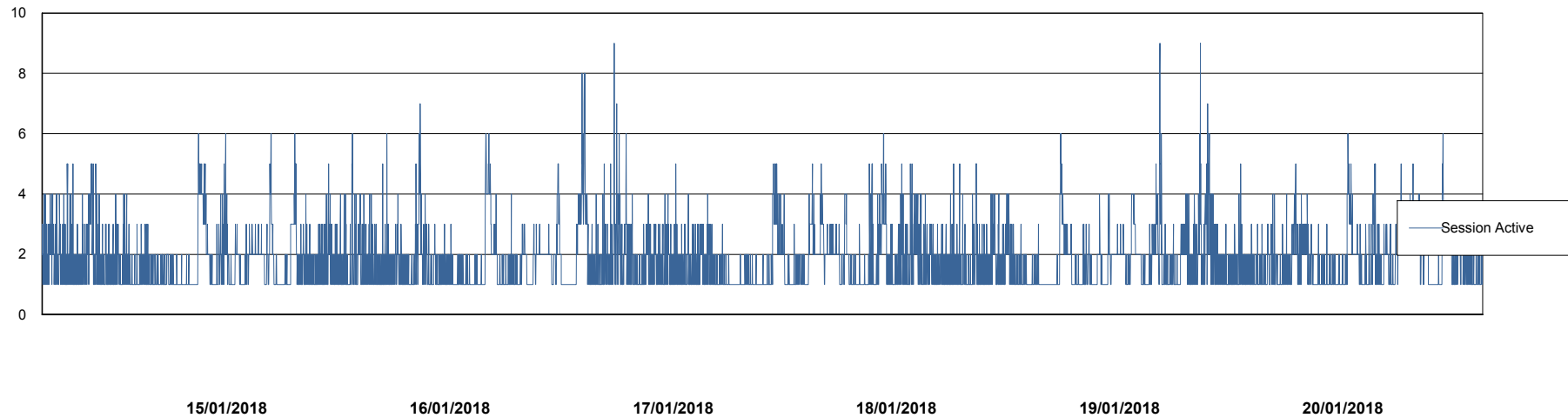
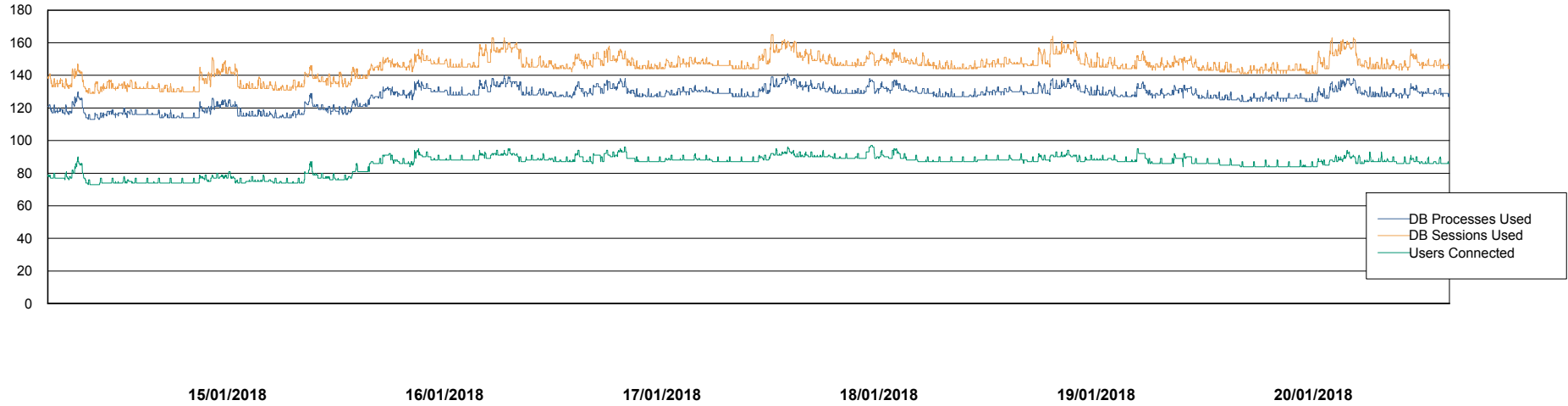
Weekly SLA Customer Report

Customer LLG_Production
Database ID 53



Database Performance LLGDB_Production

DB Processes Max 520
DB Sessions Max 804



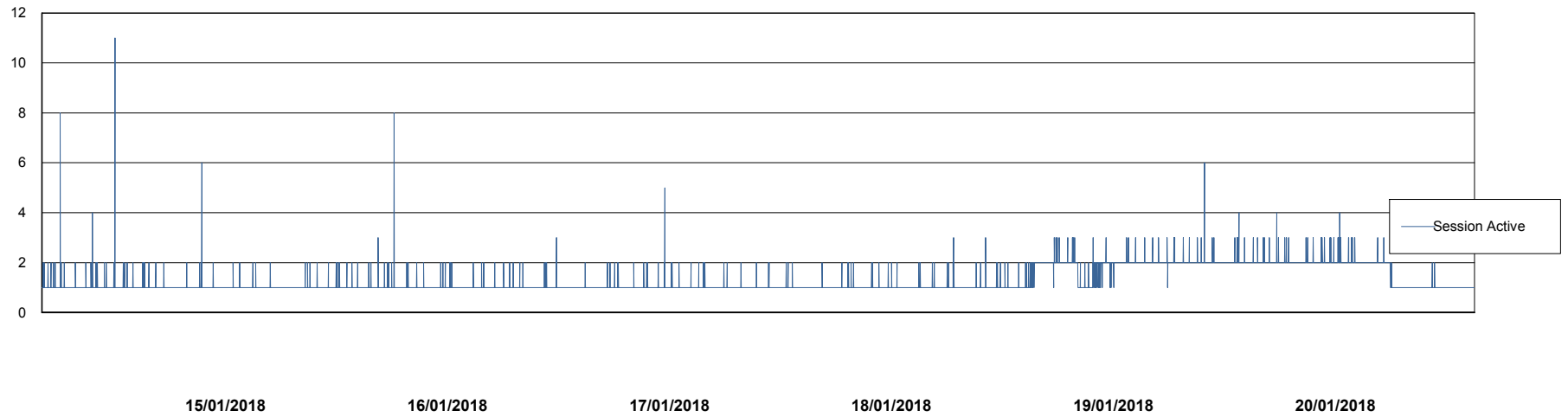
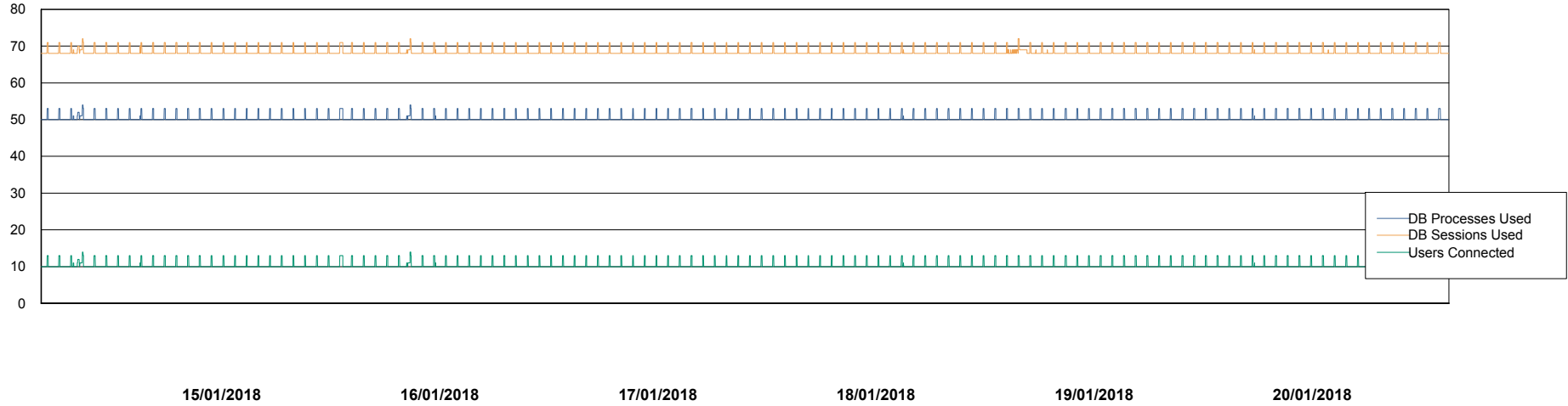
Weekly SLA Customer Report

Customer LLG_Production
Database ID 53



Database Performance LLGDB_Standby

DB Processes Max 520
DB Sessions Max 804



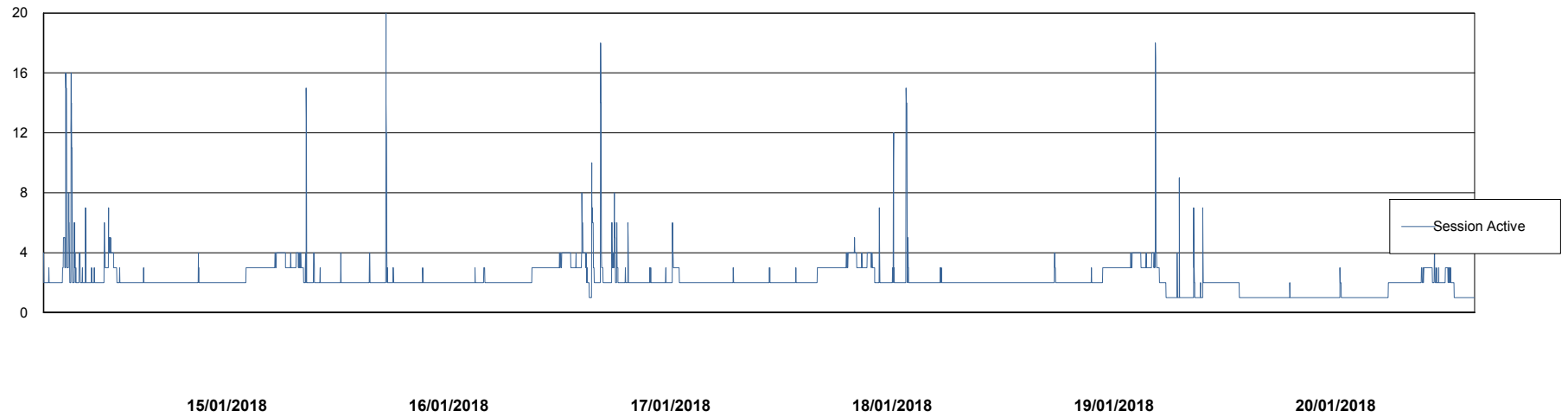
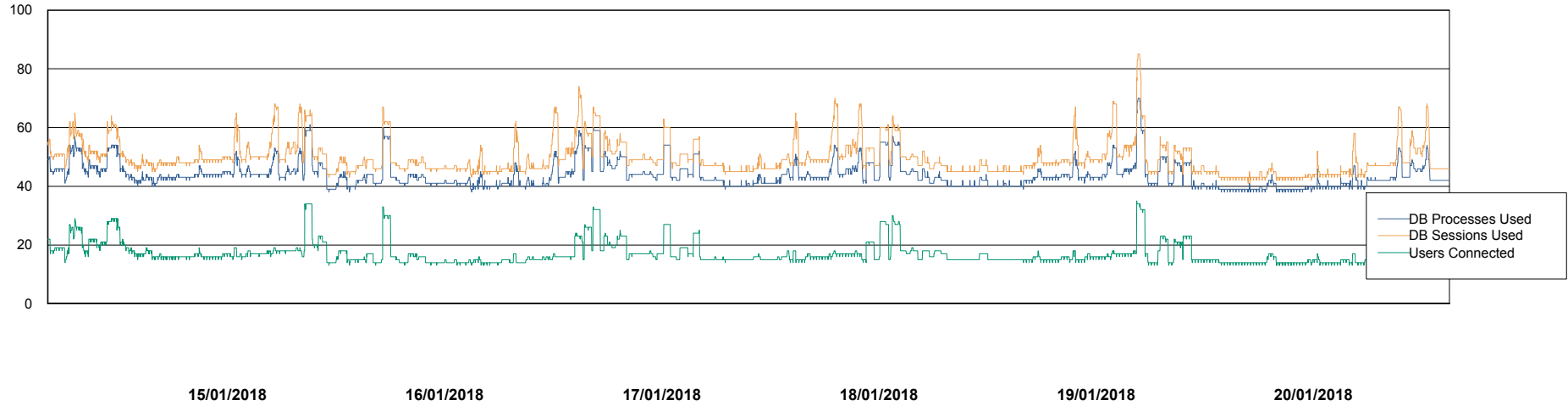
Weekly SLA Customer Report

Customer LLG_Production
Database ID 53



Database Performance LLGDBBI_Production

DB Processes Max 500
DB Sessions Max 780



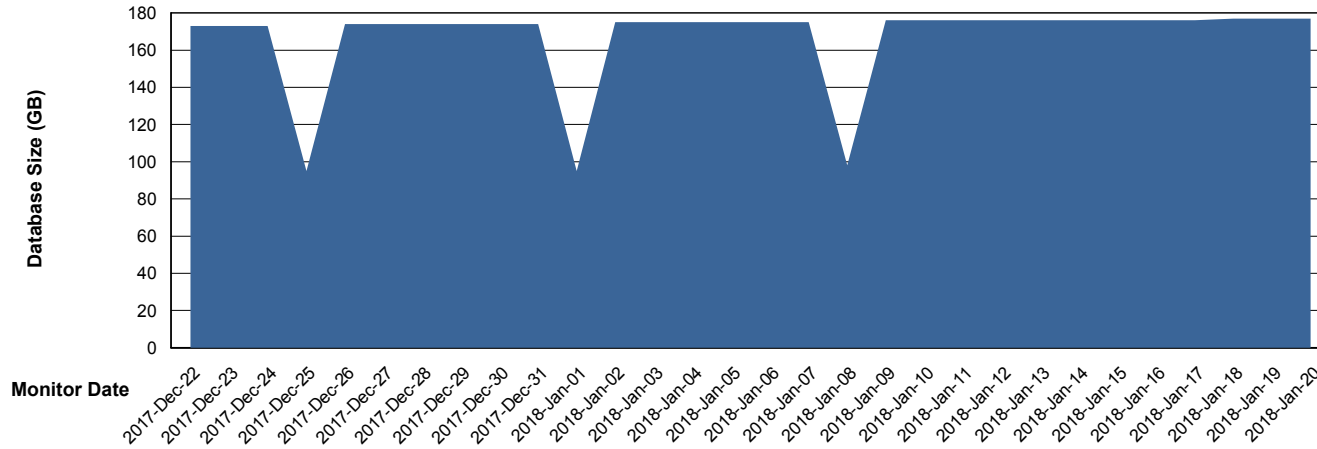
Weekly SLA Customer Report

Customer LLG_Production
Database ID 53



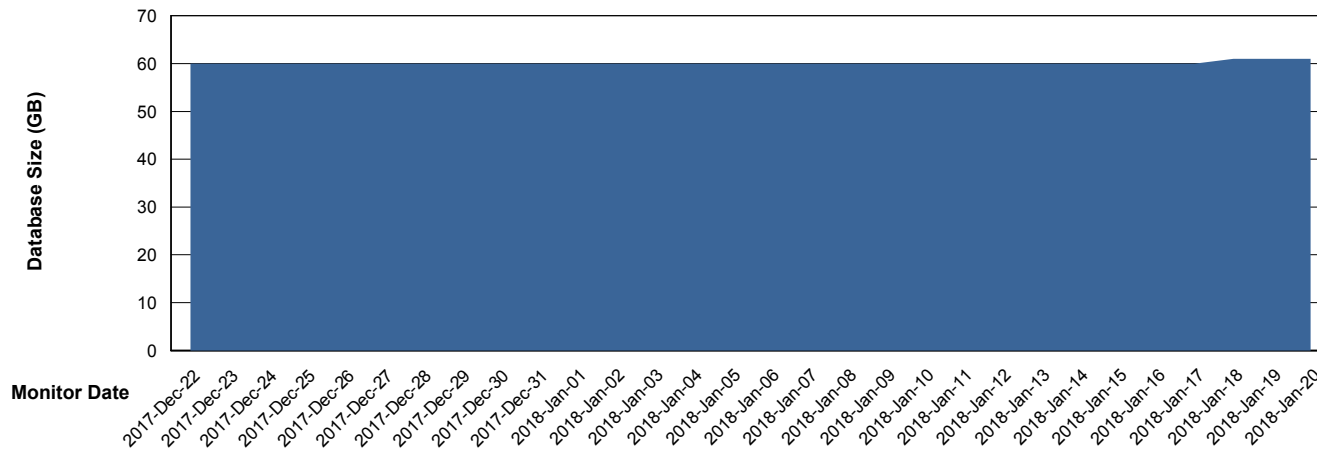
DATABASE SIZE LLGDB_Production

Database growth over last month



DATABASE SIZE LLGDBBI_Production

Database growth over last month



Weekly SLA Customer Report

Customer LLG_Production
Database ID 53



Database Tablespace		LLGDB_Production		
Date	Tablespace Name	Filesize (Gb)	Usedsize (Gb)	Percentage free
20/01/2018	ABSDATA	2	79	14
	INDX	2	95	14
19/01/2018	ABSDATA	2	79	14
	INDX	2	95	14
18/01/2018	ABSDATA	2	79	14
	INDX	2	95	14
17/01/2018	ABSDATA	2	79	14
	INDX	2	95	14
16/01/2018	ABSDATA	2	79	14
	INDX	2	95	14
15/01/2018	ABSDATA	2	79	14
	INDX	2	95	14
14/01/2018	ABSDATA	2	79	14
	INDX	2	95	14

Weekly SLA Customer Report

Customer LLG_Production
Database ID 53



Database Tablespace LLGDBBI_Production

Date	Tablespace Name	Filesize (Gb)	Usedsize (Gb)	Percentage free
20/01/2018	ABSDATA	2	29	17
	INDX	2	28	13
19/01/2018	ABSDATA	2	29	17
	INDX	2	28	13
18/01/2018	ABSDATA	2	29	17
	INDX	2	27	16
17/01/2018	ABSDATA	2	29	17
	INDX	2	27	16
16/01/2018	ABSDATA	2	29	17
	INDX	2	27	16
15/01/2018	ABSDATA	2	29	17
	INDX	2	27	16
14/01/2018	ABSDATA	2	29	17
	INDX	2	27	16

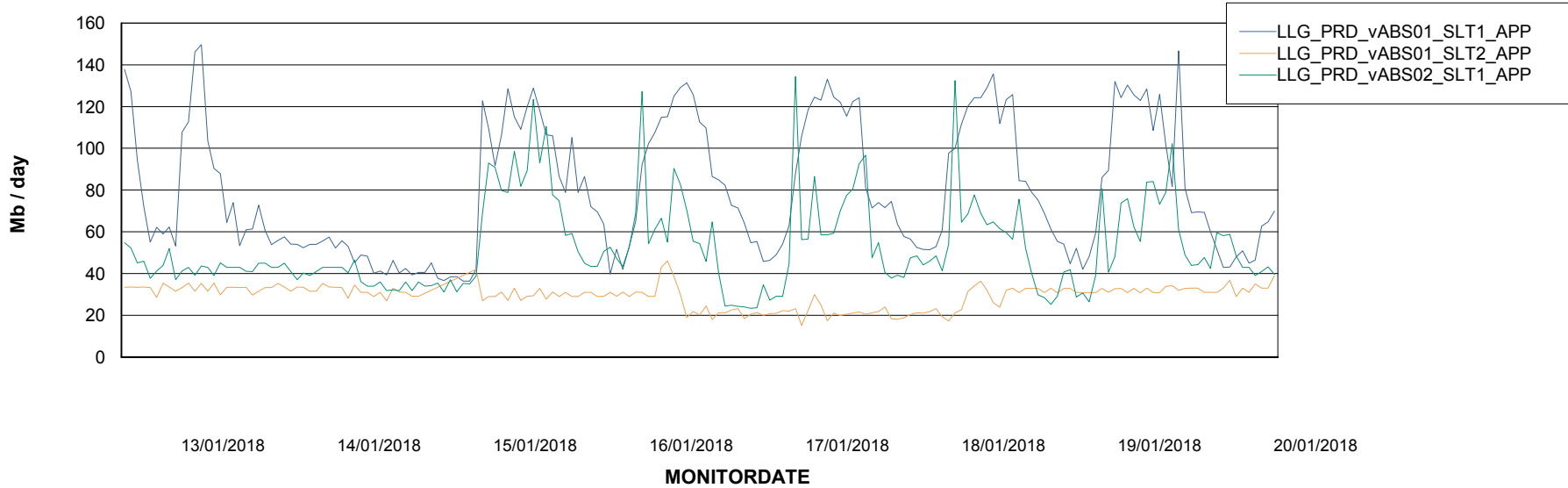
Weekly SLA Customer Report

Customer LLG_Production
Database ID 53

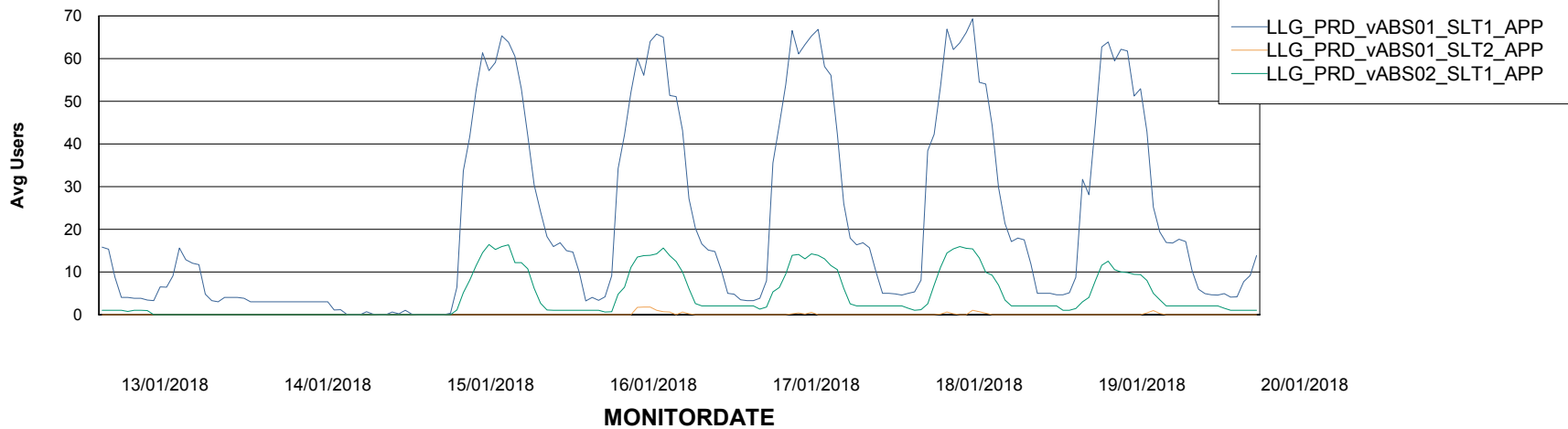


ABSSolute Application Server Services

Avg memory used per ABS Server Service



Avg users per day per ABS server



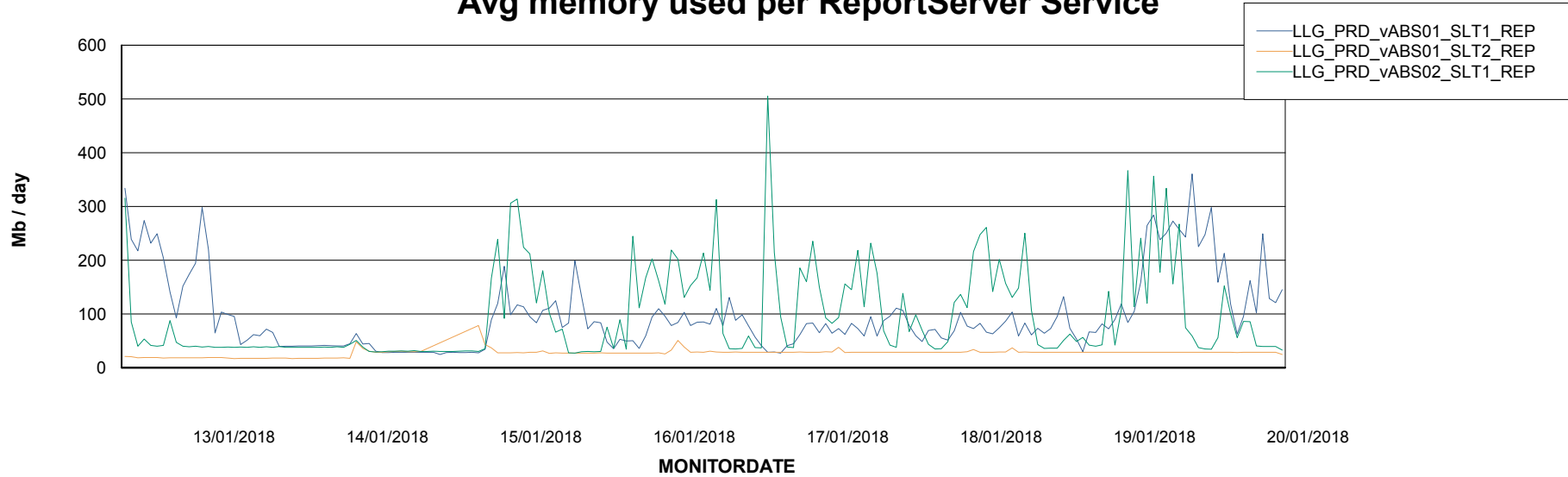
Weekly SLA Customer Report

Customer LLG_Production
Database ID 53



ABSSolute Application ReportServer Services

Avg memory used per ReportServer Service



Disaster per ABS component

