

Weekly SLA Customer Report

Customer PCO Production
Database ID 44



Harddisk Usage PCO_PRD_ORACLE1

	Free disk space on c: (%)	Total disk space on c: (Gb)	Free disk space on d: (%)	Total disk space on d: (Gb)
13/01/2018	61	279	26	838
12/01/2018	61	279	29	838
11/01/2018	61	279	26	838
10/01/2018	61	279	28	838
09/01/2018	60	279	34	838
08/01/2018	60	279	36	838
07/01/2018	60	279	34	838

Harddisk Usage PCO_PRD_ORACLE2

	Free disk space on c: (%)	Total disk space on c: (Gb)	Free disk space on d: (%)	Total disk space on d: (Gb)
13/01/2018	76	279	31	838
12/01/2018	76	279	31	838
11/01/2018	76	279	32	838
10/01/2018	76	279	32	838
09/01/2018	76	279	33	838
08/01/2018	76	279	33	838
07/01/2018	76	279	33	838

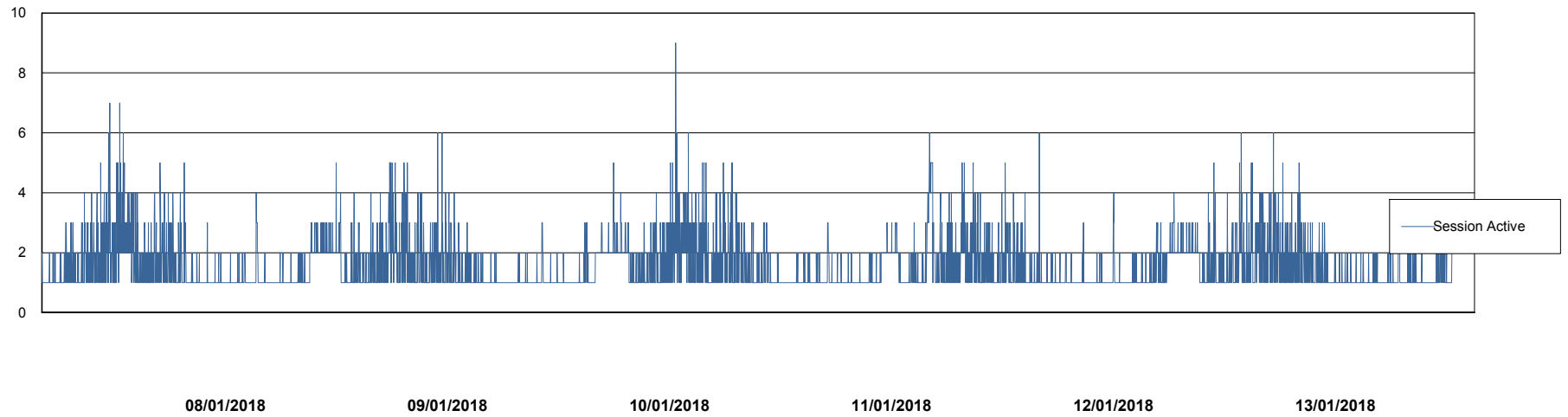
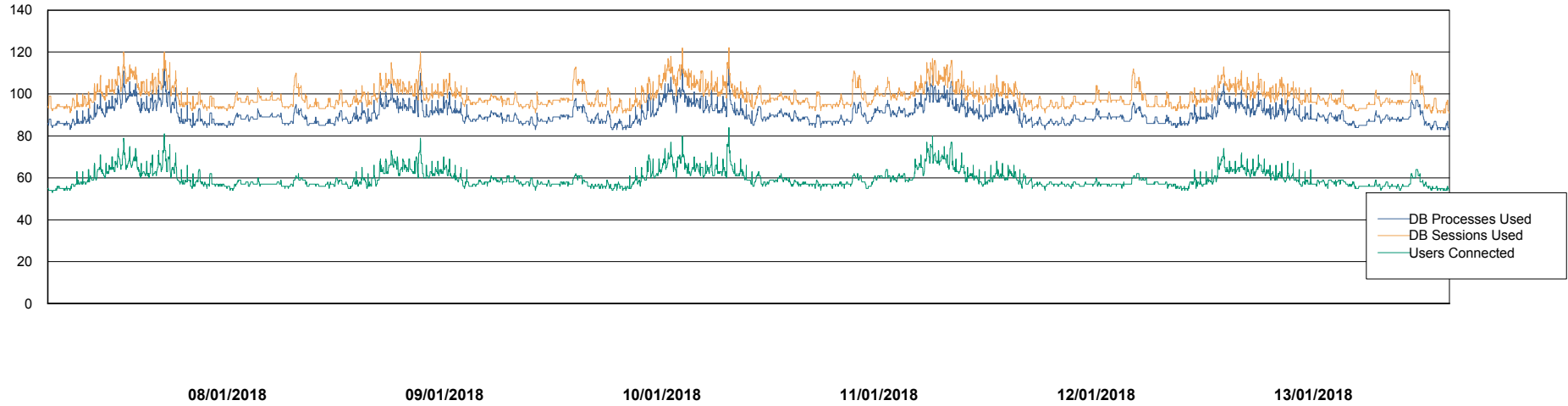
Weekly SLA Customer Report

Customer PCO Production
Database ID 44



Database Performance PCODB_Production

DB Processes Max 300
DB Sessions Max 480



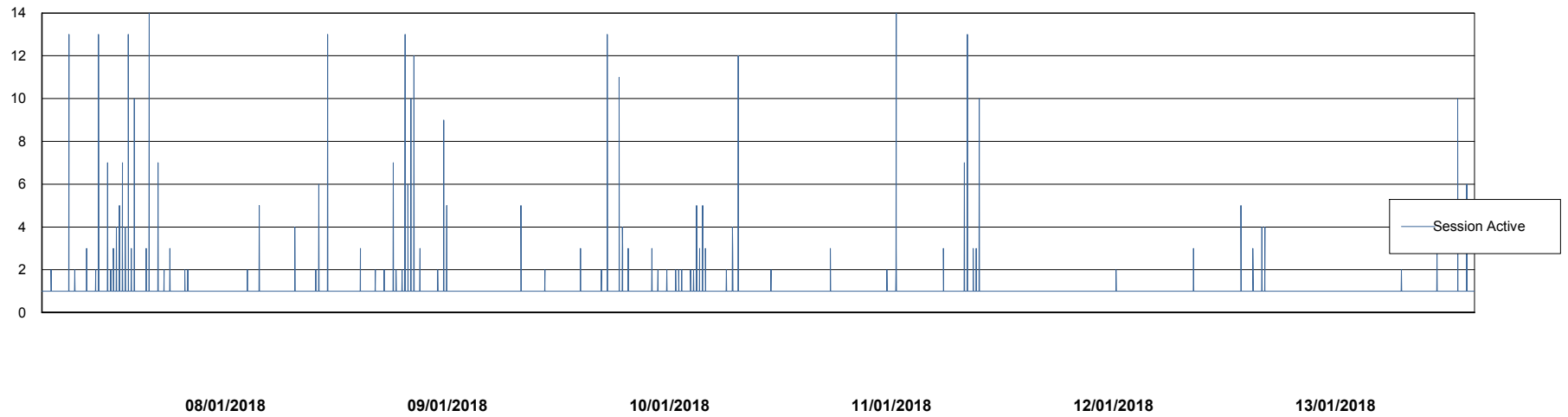
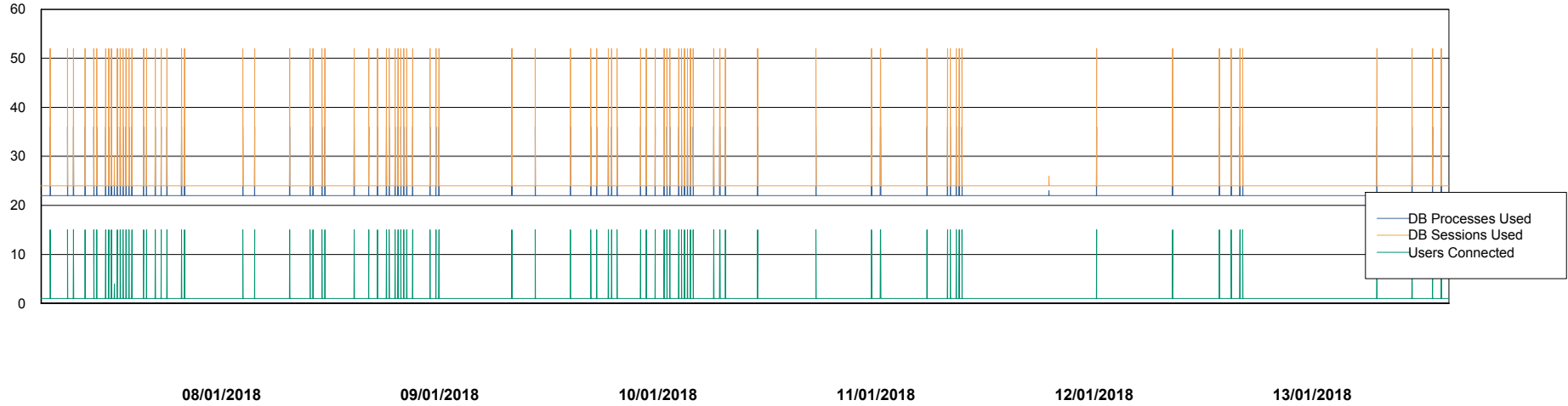
Weekly SLA Customer Report

Customer PCO Production
Database ID 44



Database Performance PCODB_Standby

DB Processes Max 520
DB Sessions Max 804



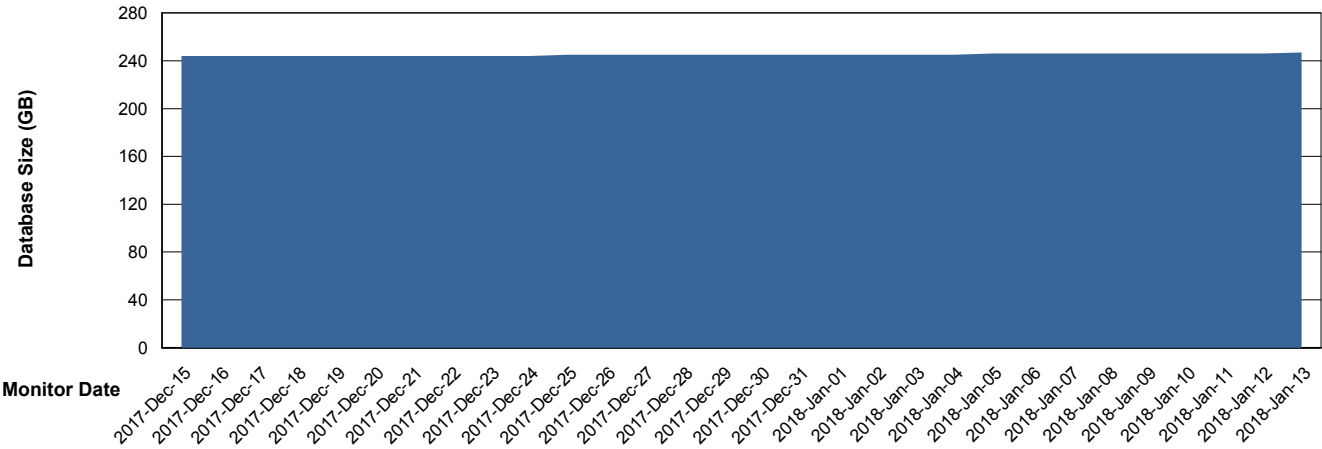
Weekly SLA Customer Report

Customer PCO Production
 Database ID 44



DATABASE SIZE PCODB_Production

Database growth over last month



Database Tablespace PCODB_Production

Date	Tablespace Name	Filesize (Gb)	Usedsize (Gb)	Percentage free
13/01/2018	ABSDATA	2	85	17
	INDX	2	159	15
12/01/2018	ABSDATA	2	85	17
	INDX	2	159	15
11/01/2018	ABSDATA	2	85	17
	INDX	2	159	15
10/01/2018	ABSDATA	2	85	17
	INDX	2	159	15
09/01/2018	ABSDATA	2	85	17
	INDX	2	159	15
08/01/2018	ABSDATA	2	85	17
	INDX	2	159	15
07/01/2018	ABSDATA	2	85	17
	INDX	2	159	15

Weekly SLA Customer Report

Customer PCO Production
Database ID 44



Standby Database Health PCO Production

Recovery lag for last 7 days

