

# Weekly SLA Customer Report

Customer PCO Production  
Database ID 44



## Harddisk Usage PCO\_PRD\_ORACLE1

	Free disk space on c: (%)	Total disk space on c: (Gb)	Free disk space on d: (%)	Total disk space on d: (Gb)
30/12/2017	61	279	23	838
29/12/2017	61	279	23	838
28/12/2017	61	279	25	838
27/12/2017	61	279	25	838
26/12/2017	61	279	31	838
25/12/2017	61	279	32	838
24/12/2017	61	279	27	838

## Harddisk Usage PCO\_PRD\_ORACLE2

	Free disk space on c: (%)	Total disk space on c: (Gb)	Free disk space on d: (%)	Total disk space on d: (Gb)
30/12/2017	76	279	36	838
29/12/2017	76	279	36	838
28/12/2017	76	279	36	838
27/12/2017	76	279	37	838
26/12/2017	76	279	37	838
25/12/2017	76	279	37	838
24/12/2017	76	279	38	838

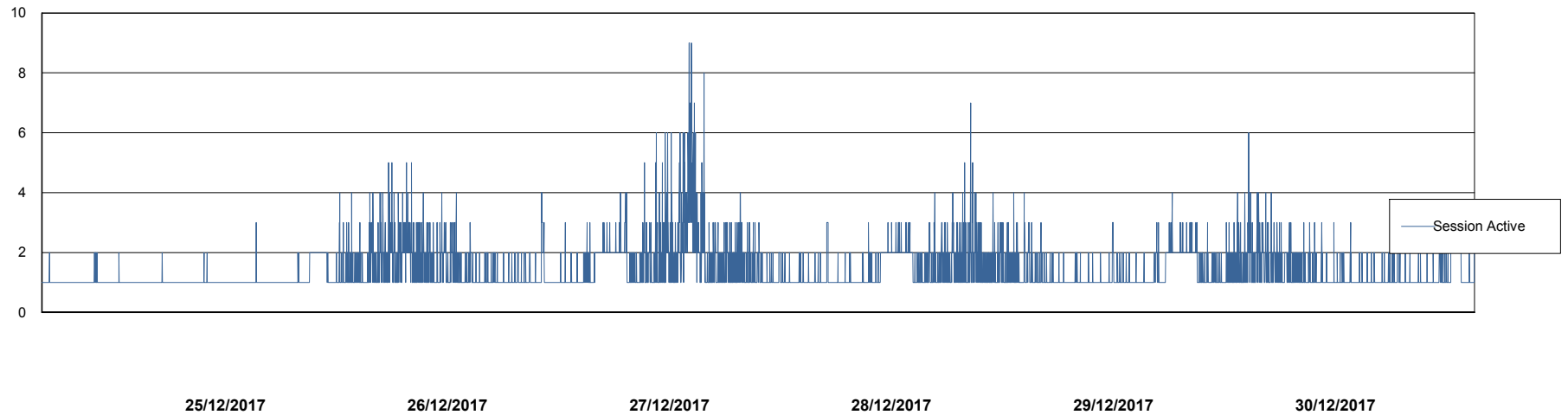
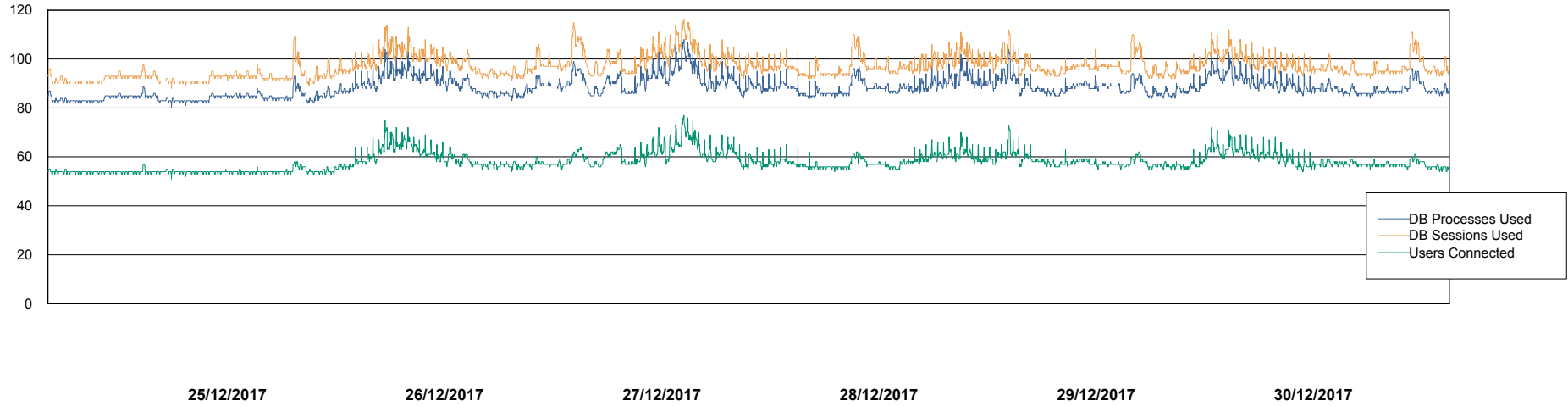
# Weekly SLA Customer Report

Customer PCO Production  
Database ID 44



## Database Performance PCODB\_Production

DB Processes Max 300  
DB Sessions Max 480



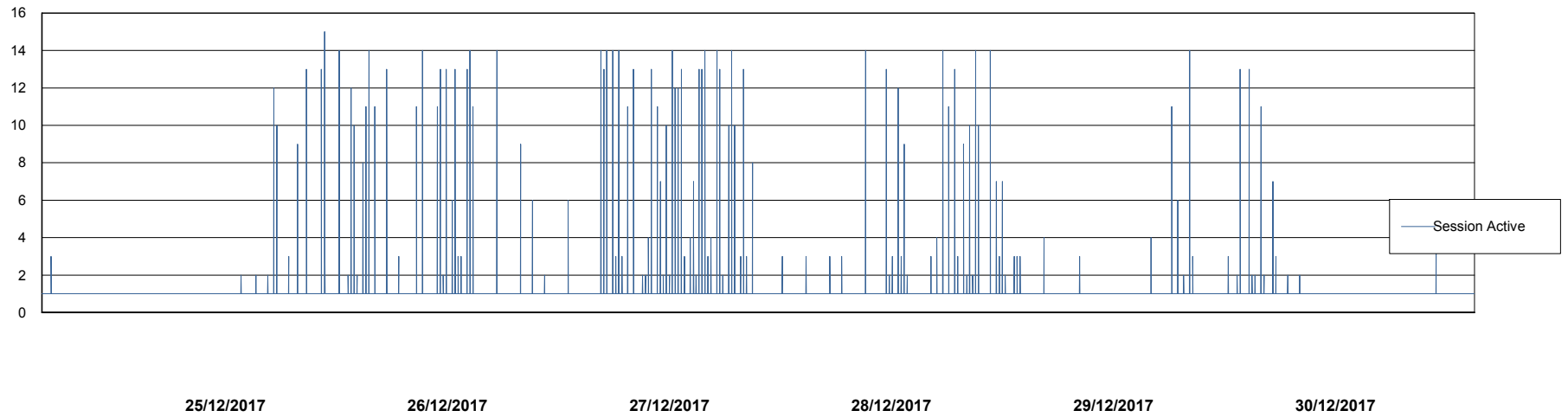
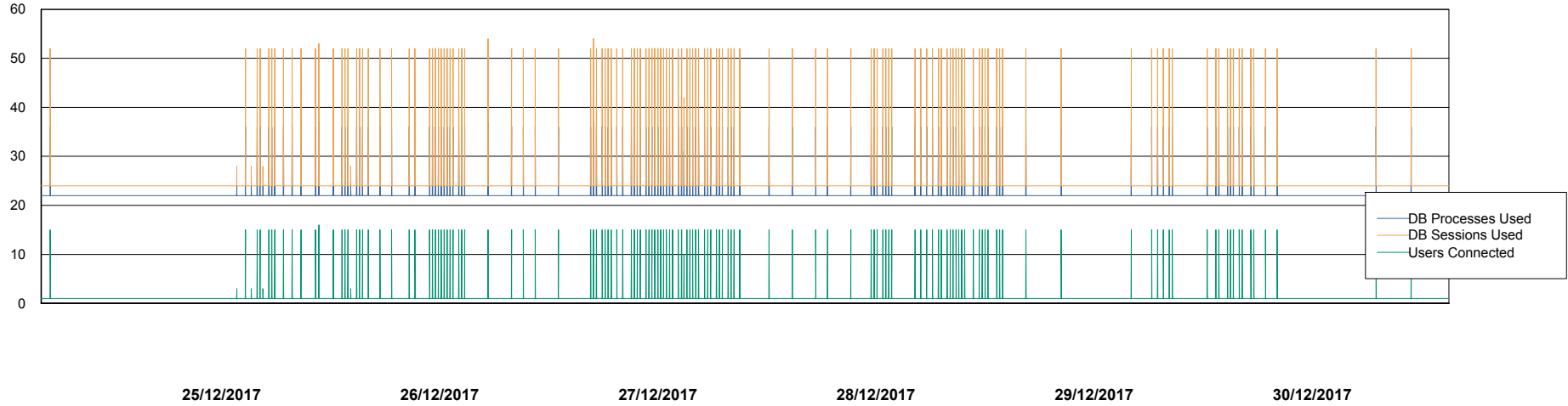
# Weekly SLA Customer Report

Customer PCO Production  
Database ID 44



## Database Performance PCODB\_Standby

DB Processes Max 520  
DB Sessions Max 804



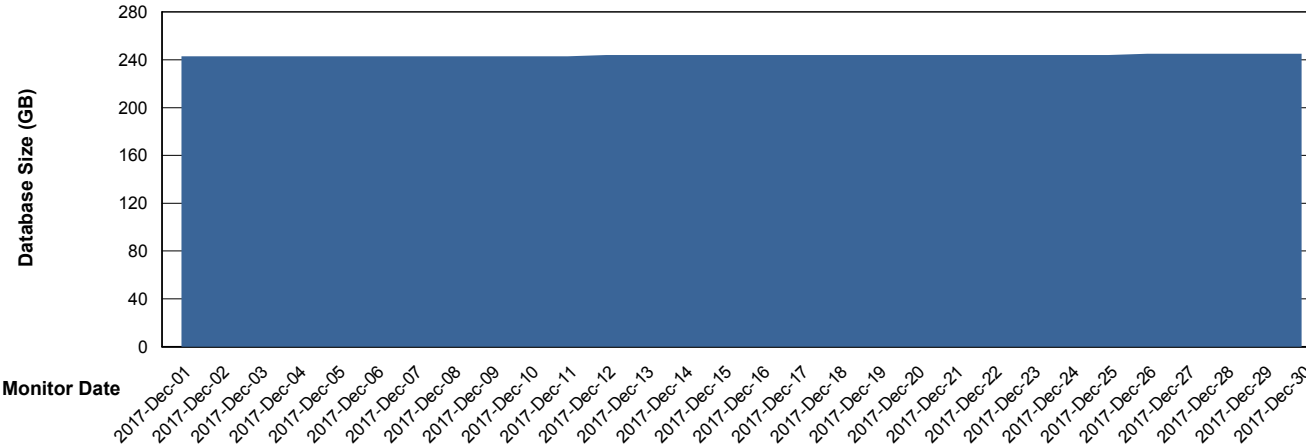
# Weekly SLA Customer Report

Customer PCO Production  
 Database ID 44



DATABASE SIZE PCODB\_Production

Database growth over last month



Database Tablespace PCODB\_Production

Date	Tablespace Name	Filesize (Gb)	Usedsize (Gb)	Percentage free
30/12/2017	ABSDATA	2	85	17
	INDX	2	158	16
29/12/2017	ABSDATA	2	85	17
	INDX	2	158	16
28/12/2017	ABSDATA	2	85	17
	INDX	2	158	16
27/12/2017	ABSDATA	2	85	17
	INDX	2	158	16
26/12/2017	ABSDATA	2	85	17
	INDX	2	158	16
25/12/2017	ABSDATA	2	85	17
	INDX	2	158	16
24/12/2017	ABSDATA	2	85	17
	INDX	2	158	16

# Weekly SLA Customer Report

Customer PCO Production  
Database ID 44



Standby Database Health      PCO Production

## Recovery lag for last 7 days

