

Weekly SLA Customer Report

Customer BCH Production
Database ID 28



Harddisk Usage BCH_PRD_ORCDB1

	Free disk space on c: (%)	Total disk space on c: (Gb)	Free disk space on d: (%)	Total disk space on d: (Gb)
23/12/2017	43	278	18	278
22/12/2017	42	278	18	278
21/12/2017	42	278	18	278
20/12/2017	42	278	18	278
19/12/2017	40	278	18	278
18/12/2017	39	278	18	278
17/12/2017	39	278	18	278

Harddisk Usage BCH_PRD_ORCDB2

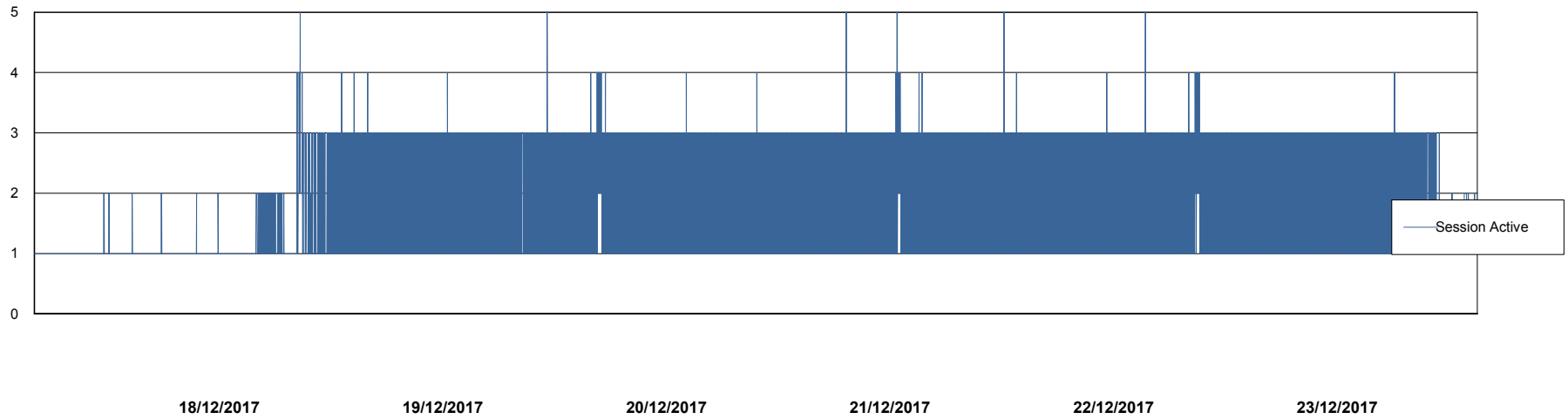
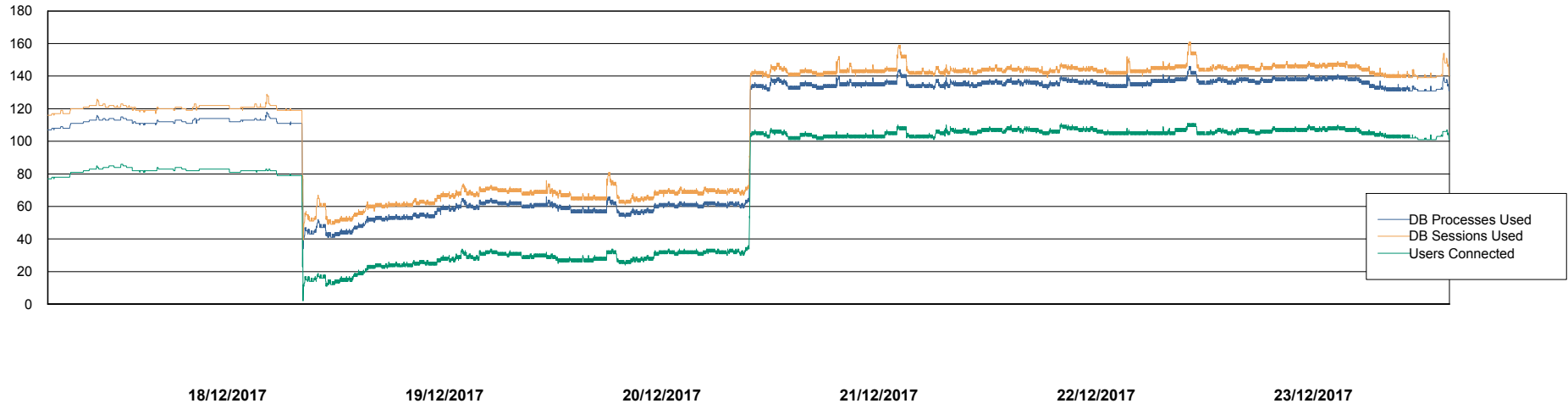
	Free disk space on c: (%)	Total disk space on c: (Gb)	Free disk space on d: (%)	Total disk space on d: (Gb)
23/12/2017	40	278	18	278
22/12/2017	40	278	18	278
21/12/2017	40	278	18	278
20/12/2017	40	278	18	278
19/12/2017	39	278	18	278
18/12/2017	38	278	18	278
17/12/2017	38	278	18	278

Weekly SLA Customer Report

Customer BCH Production
Database ID 28



Database Performance BCHDB_Production



Weekly SLA Customer Report

Customer BCH Production
Database ID 28



Database Performance BCHDB_Standby



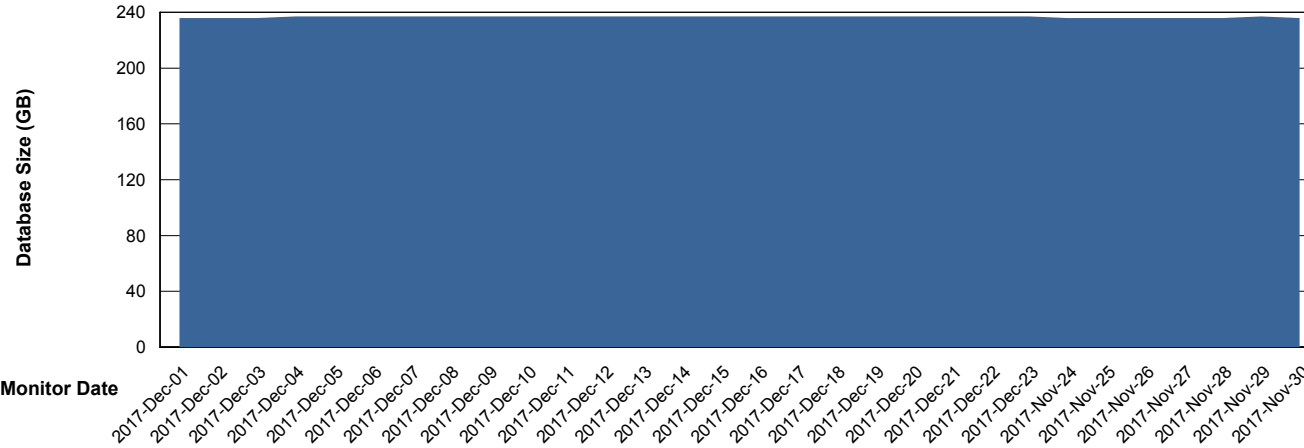
Weekly SLA Customer Report

Customer BCH Production
 Database ID 28



DATABASE SIZE BCHDB_Production

Database growth over last month



Database Tablespace BCHDB_Production

Date	Tablespace Name	Filesize (Gb)	Usedsize (Gb)	Percentage free
23/12/2017	ABSDATA	2	41	20
	INDX	2	192	15
22/12/2017	ABSDATA	2	41	20
	INDX	2	192	15
21/12/2017	ABSDATA	2	41	20
	INDX	2	192	15
20/12/2017	ABSDATA	2	41	20
	INDX	2	192	15
19/12/2017	ABSDATA	2	41	20
	INDX	2	192	15
18/12/2017	ABSDATA	2	41	20
	INDX	2	192	15
17/12/2017	ABSDATA	2	41	20
	INDX	2	192	15

Weekly SLA Customer Report

Customer BCH Production
Database ID 28



Standby Database Health BCH Production

Recovery lag for last 7 days

