

Weekly SLA Customer Report

Customer PHS_Production
Database ID 47



Harddisk Usage PHS_BI_GCAB779a

	Free disk space on c: (%)	Total disk space on c: (Gb)	Free disk space on d: (%)	Total disk space on d: (Gb)
16/12/2017	15	150	14	150
15/12/2017	15	150	14	150
14/12/2017	15	150	14	150
13/12/2017	15	150	15	150
12/12/2017	15	150	16	150
11/12/2017	15	150	16	150
10/12/2017	15	150	16	150

Harddisk Usage PHS_PRDWEB_DCAB573b

	Free disk space on c: (%)	Total disk space on c: (Gb)
16/12/2017	82	100
15/12/2017	82	100
14/12/2017	82	100
13/12/2017	83	100
12/12/2017	83	100
11/12/2017	83	100
10/12/2017	83	100

Weekly SLA Customer Report

Customer PHS_Production
Database ID 47



Harddisk Usage PHS_PRD_GCAB574b

	Free disk space on c: (%)	Total disk space on c: (Gb)	Free disk space on d: (%)	Total disk space on d: (Gb)	Free disk space on f: (%)	Total disk space on f: (Gb)
16/12/2017	75	150	41	300	43	200
15/12/2017	75	150	41	300	46	200
14/12/2017	76	150	41	300	46	200
13/12/2017	76	150	41	300	45	200
12/12/2017	76	150	41	300	46	200
11/12/2017	76	150	41	300	45	200
10/12/2017	76	150	41	300	46	200

Harddisk Usage PHS_PRD_GCAB576b

	Free disk space on c: (%)	Total disk space on c: (Gb)	Free disk space on d: (%)	Total disk space on d: (Gb)	Free disk space on f: (%)	Total disk space on f: (Gb)
16/12/2017	78	150	43	300	73	100
15/12/2017	78	150	43	300	73	100
14/12/2017	78	150	43	300	73	100
13/12/2017	78	150	43	300	73	100
12/12/2017	78	150	43	300	73	100
11/12/2017	78	150	43	300	69	100
10/12/2017	78	150	43	300	73	100

Weekly SLA Customer Report

Customer PHS_Production
Database ID 47



Harddisk Usage PHS_TST_GCAB575b

	Free disk space on c: (%)	Total disk space on c: (Gb)	Free disk space on d: (%)	Total disk space on d: (Gb)
16/12/2017	15	50	35	300
15/12/2017	15	50	35	300
14/12/2017	15	50	35	300
13/12/2017	15	50	35	300
12/12/2017	15	50	35	300
11/12/2017	15	50	35	300
10/12/2017	15	50	35	300

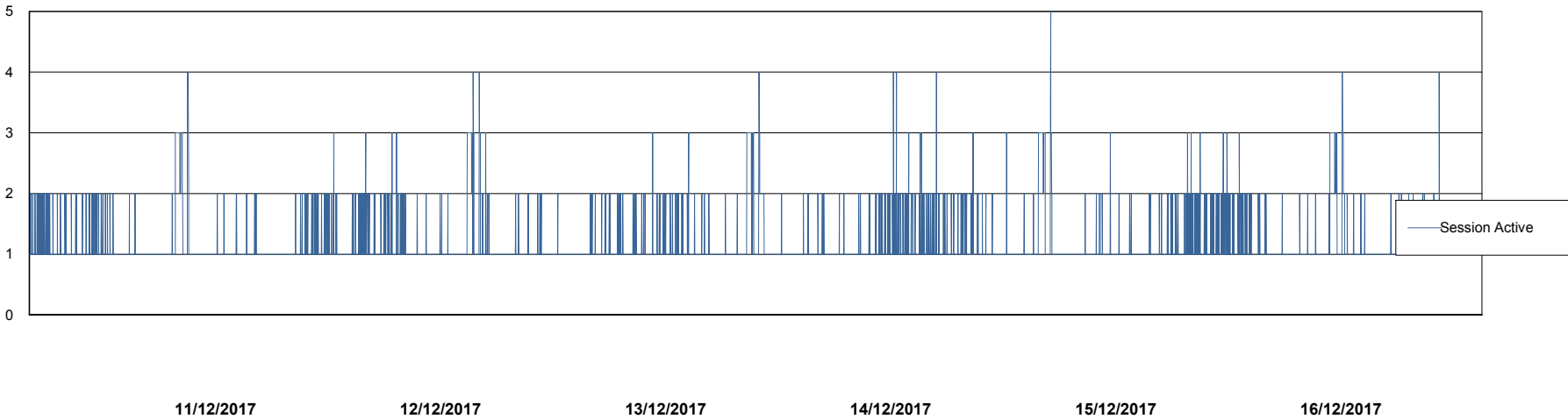
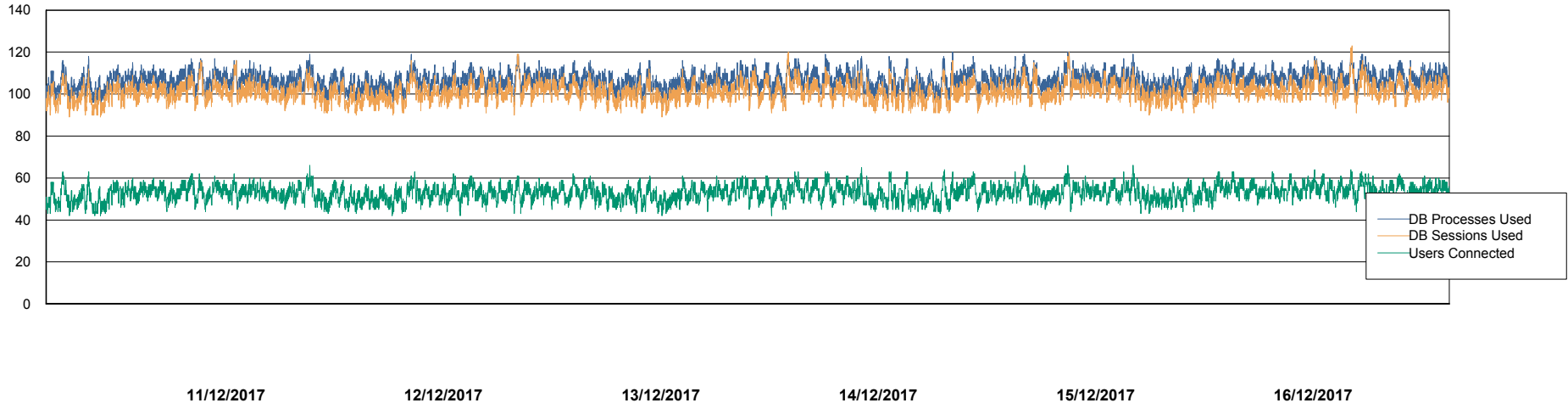
Weekly SLA Customer Report

Customer PHS_Production
Database ID 47



Database Performance PHSDB_Production

DB Processes Max 500
DB Sessions Max 772



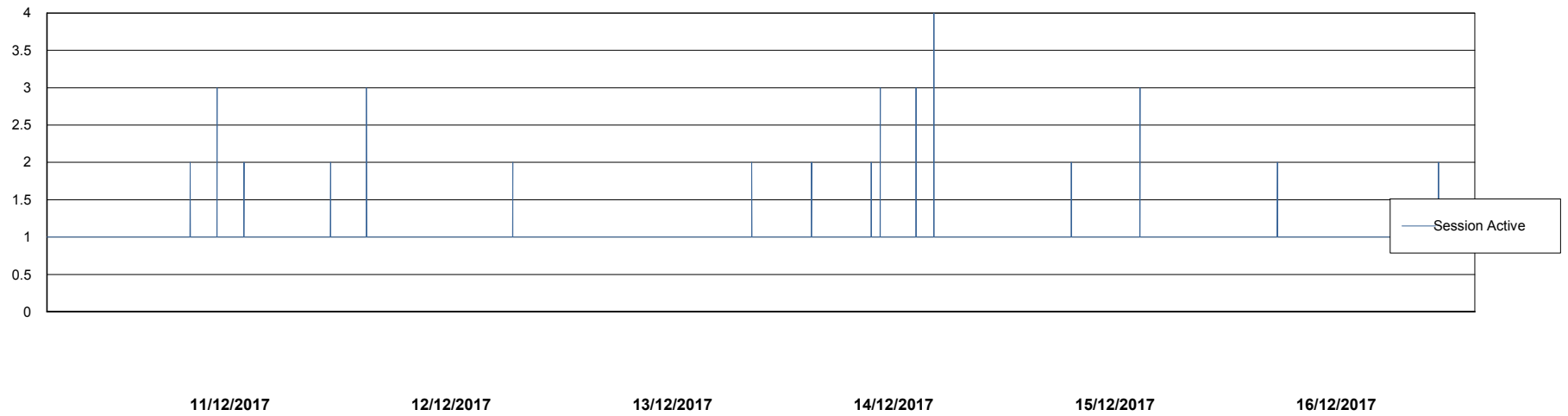
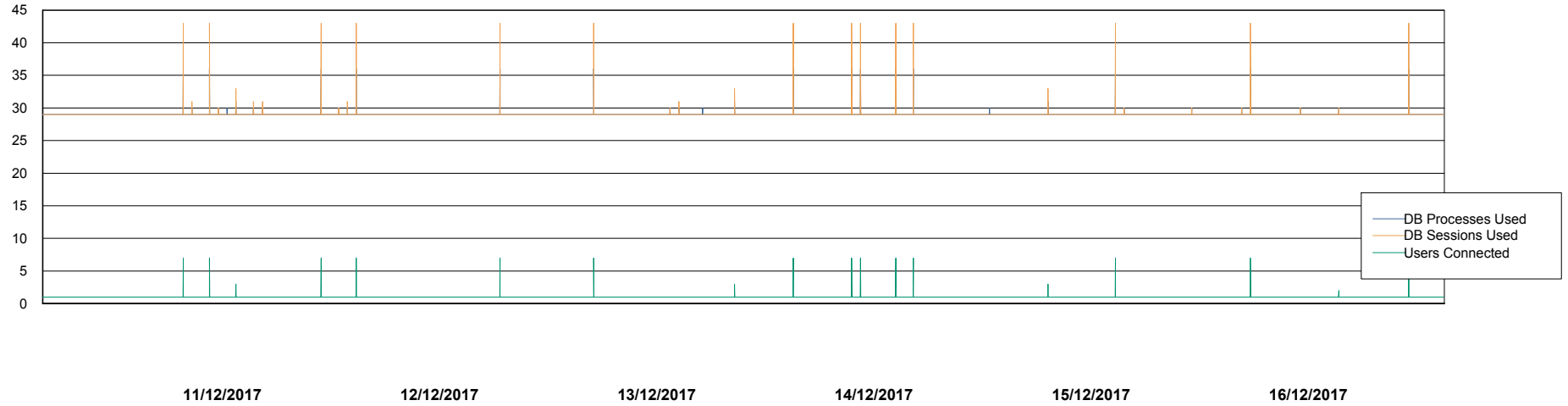
Weekly SLA Customer Report

Customer PHS_Production
Database ID 47



Database Performance PHSDB_Standby

DB Processes Max 500
DB Sessions Max 772



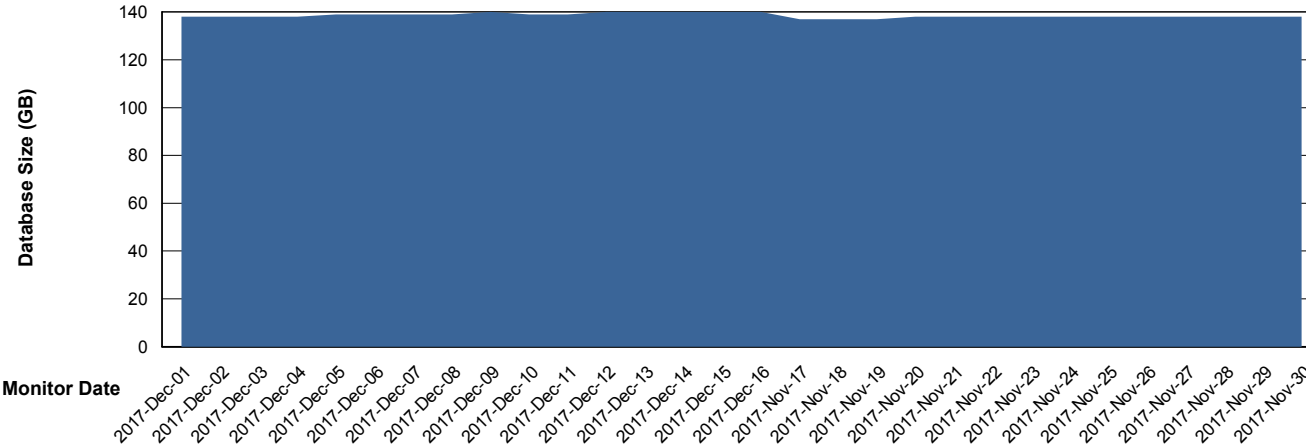
Weekly SLA Customer Report

Customer PHS_Production
 Database ID 47



DATABASE SIZE PHSDB_Production

Database growth over last month



Database Tablespace PHSDB_Production

Date	Tablespace Name	Filesize (Gb)	Usedsize (Gb)	Percentage free
16/12/2017	ABSDATA	2	133	13
	INDX	2	4	33
15/12/2017	ABSDATA	2	133	13
	INDX	2	4	33
14/12/2017	ABSDATA	2	133	13
	INDX	2	4	33
13/12/2017	ABSDATA	2	133	13
	INDX	2	4	33
12/12/2017	ABSDATA	2	133	13
	INDX	2	4	33
11/12/2017	ABSDATA	2	133	13
	INDX	2	4	33
10/12/2017	ABSDATA	2	132	14
	INDX	2	4	33

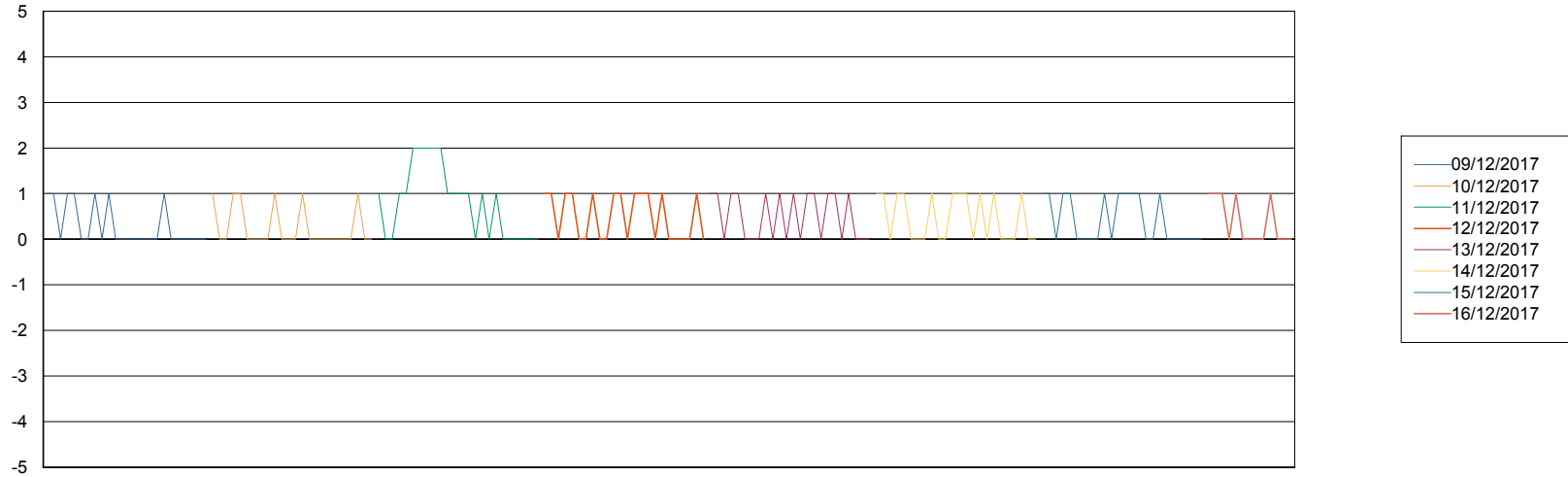
Weekly SLA Customer Report

Customer PHS_Production
Database ID 47



Standby Database Health PHS_Production

Recovery lag for last 7 days



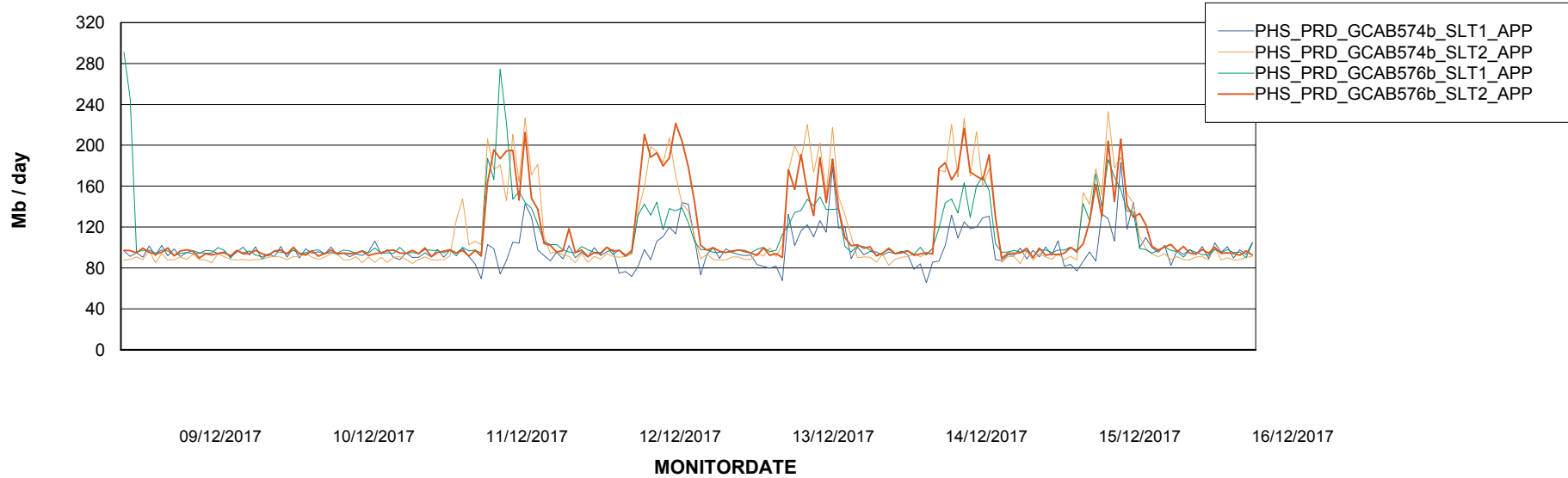
Weekly SLA Customer Report

Customer PHS_Production
Database ID 47

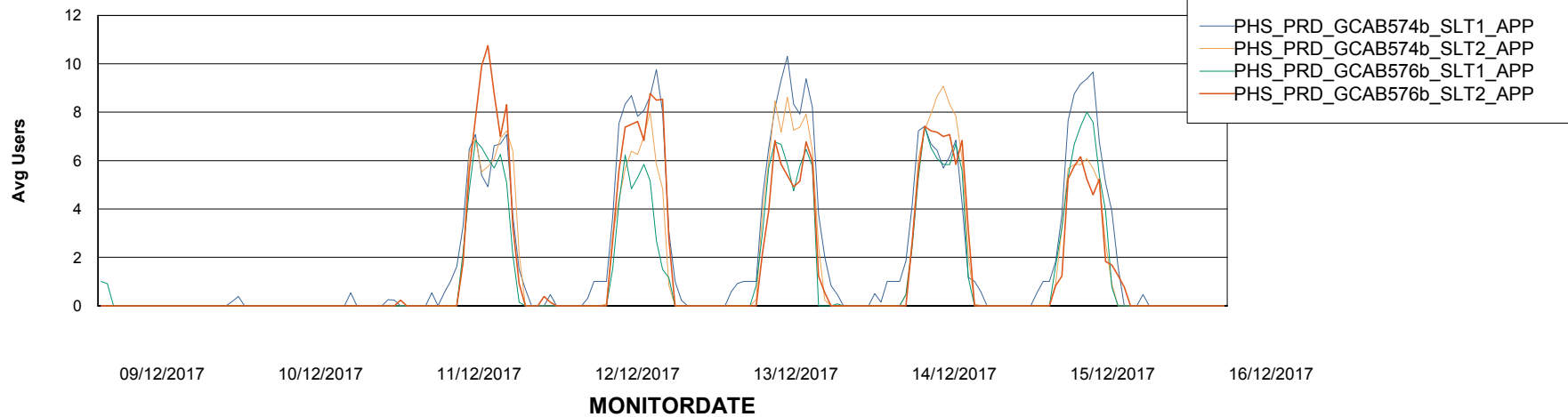


ABSSolute Application Server Services

Avg memory used per ABS Server Service



Avg users per day per ABS server



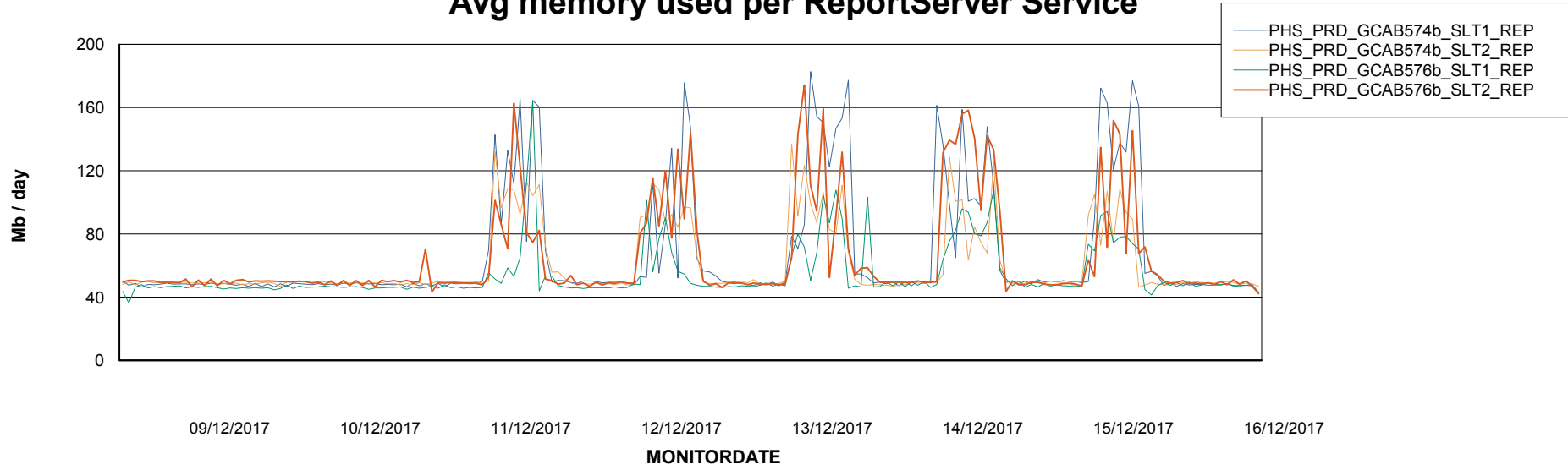
Weekly SLA Customer Report

Customer PHS_Production
Database ID 47



ABSSolute Application ReportServer Services

Avg memory used per ReportServer Service



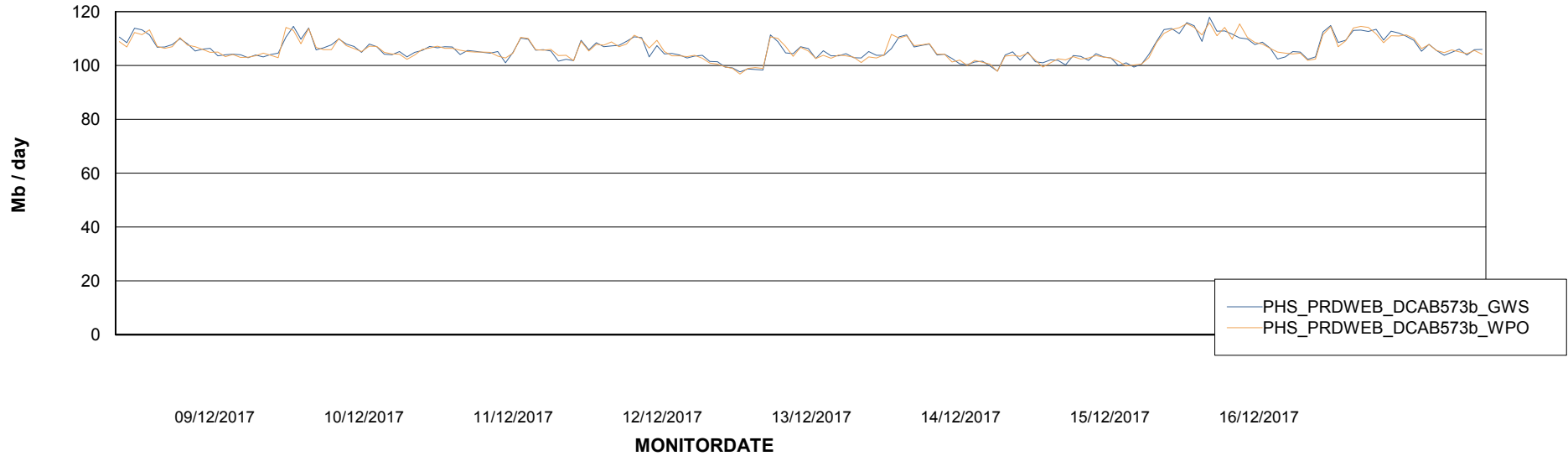
Weekly SLA Customer Report

Customer PHS_Production
Database ID 47



ABSolute Web Component Services

Avg memory used per ABS Web component



Weekly SLA Customer Report

Customer PHS_Production
Database ID 47



Disaster per ABS component

