

# Weekly SLA Customer Report

Customer CLO Production  
Database ID 38



## Harddisk Usage CLO\_PRD\_CLOBI

|            | Free disk space on c: (%) | Total disk space on c: (Gb) | Free disk space on d: (%) | Total disk space on d: (Gb) | Free disk space on e: (%) | Total disk space on e: (Gb) |
|------------|---------------------------|-----------------------------|---------------------------|-----------------------------|---------------------------|-----------------------------|
| 16/12/2017 | 31                        | 68                          | 50                        | 68                          | 30                        | 68                          |
| 15/12/2017 | 31                        | 68                          | 50                        | 68                          | 33                        | 68                          |
| 14/12/2017 | 31                        | 68                          | 50                        | 68                          | 33                        | 68                          |
| 13/12/2017 | 31                        | 68                          | 50                        | 68                          | 33                        | 68                          |
| 12/12/2017 | 31                        | 68                          | 50                        | 68                          | 34                        | 68                          |
| 11/12/2017 | 31                        | 68                          | 50                        | 68                          | 34                        | 68                          |
| 10/12/2017 | 31                        | 68                          | 50                        | 68                          | 34                        | 68                          |

## Harddisk Usage CLO\_PRD\_CLO\_ORACLE\_001

|            | Free disk space on c: (%) | Total disk space on c: (Gb) | Free disk space on d: (%) | Total disk space on d: (Gb) | Free disk space on e: (%) | Total disk space on e: (Gb) | Free disk space on f: (%) | Total disk space on f: (Gb) |
|------------|---------------------------|-----------------------------|---------------------------|-----------------------------|---------------------------|-----------------------------|---------------------------|-----------------------------|
| 16/12/2017 | 16                        | 137                         | 39                        | 137                         | 63                        | 107                         | 30                        | 466                         |
| 15/12/2017 | 16                        | 137                         | 39                        | 137                         | 63                        | 107                         | 30                        | 466                         |
| 14/12/2017 | 18                        | 137                         | 39                        | 137                         | 66                        | 107                         | 30                        | 466                         |
| 13/12/2017 | 19                        | 137                         | 39                        | 137                         | 68                        | 107                         | 30                        | 466                         |
| 12/12/2017 | 20                        | 137                         | 39                        | 137                         | 68                        | 107                         | 30                        | 466                         |
| 11/12/2017 | 20                        | 137                         | 39                        | 137                         | 67                        | 107                         | 30                        | 466                         |
| 10/12/2017 | 20                        | 137                         | 39                        | 137                         | 65                        | 107                         | 30                        | 466                         |

# Weekly SLA Customer Report

Customer CLO Production  
Database ID 38



Harddisk Usage CLO\_PRD\_CLO\_ORACLE\_002

|            | Free disk space on c: (%) | Total disk space on c: (Gb) | Free disk space on d: (%) | Total disk space on d: (Gb) | Free disk space on e: (%) | Total disk space on e: (Gb) |
|------------|---------------------------|-----------------------------|---------------------------|-----------------------------|---------------------------|-----------------------------|
| 16/12/2017 | 26                        | 273                         | 17                        | 137                         | 84                        | 107                         |
| 15/12/2017 | 26                        | 273                         | 17                        | 137                         | 84                        | 107                         |
| 14/12/2017 | 26                        | 273                         | 17                        | 137                         | 87                        | 107                         |
| 13/12/2017 | 26                        | 273                         | 17                        | 137                         | 89                        | 107                         |
| 12/12/2017 | 26                        | 273                         | 17                        | 137                         | 89                        | 107                         |
| 11/12/2017 | 26                        | 273                         | 17                        | 137                         | 88                        | 107                         |
| 10/12/2017 | 26                        | 273                         | 17                        | 137                         | 87                        | 107                         |

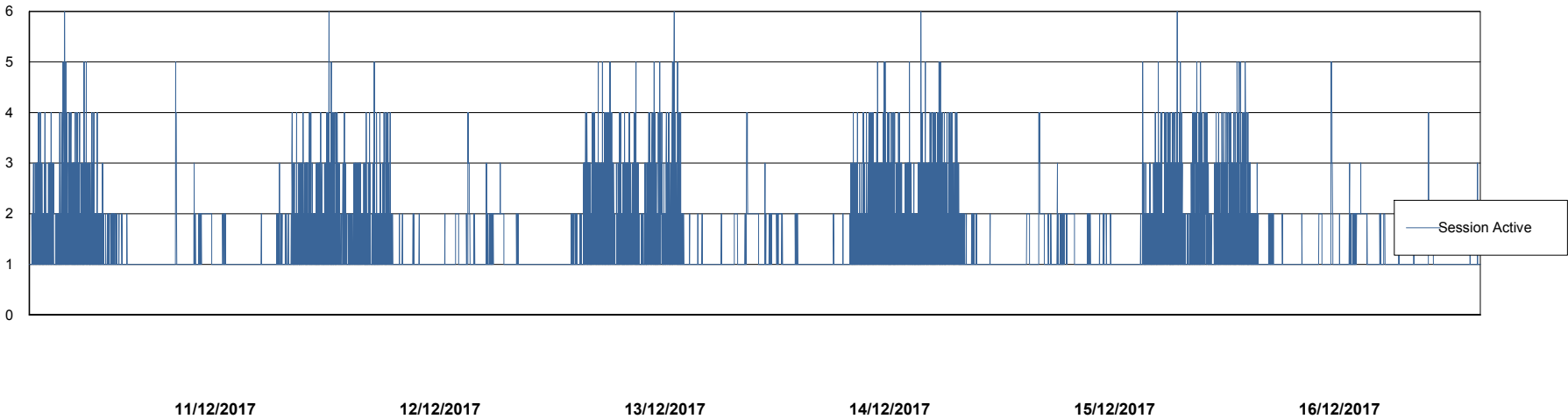
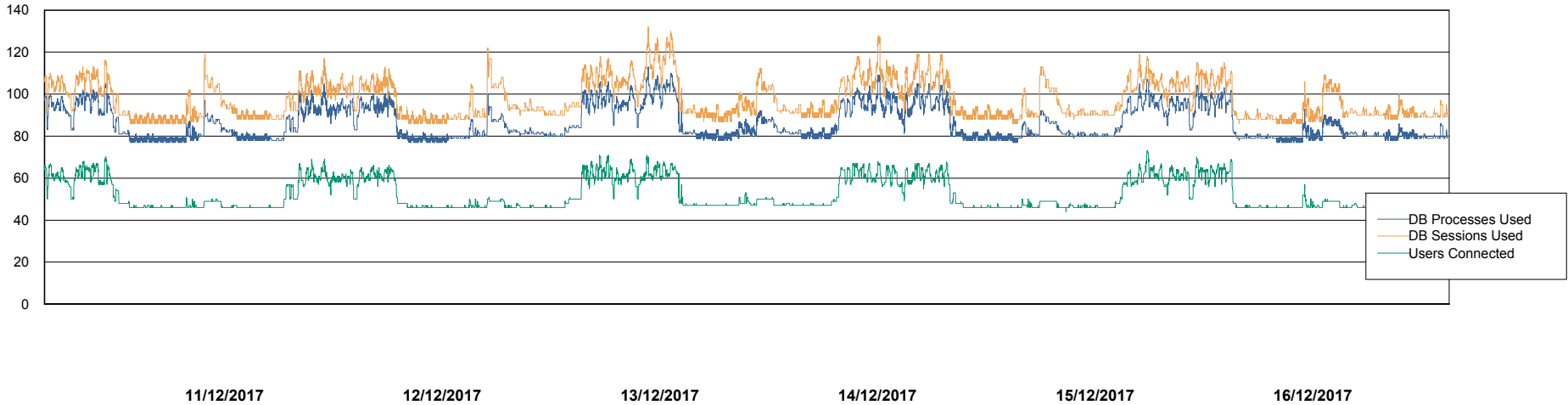
# Weekly SLA Customer Report

Customer CLO Production  
Database ID 38



## Database Performance CLODB\_Production

DB Processes Max 500  
DB Sessions Max 792



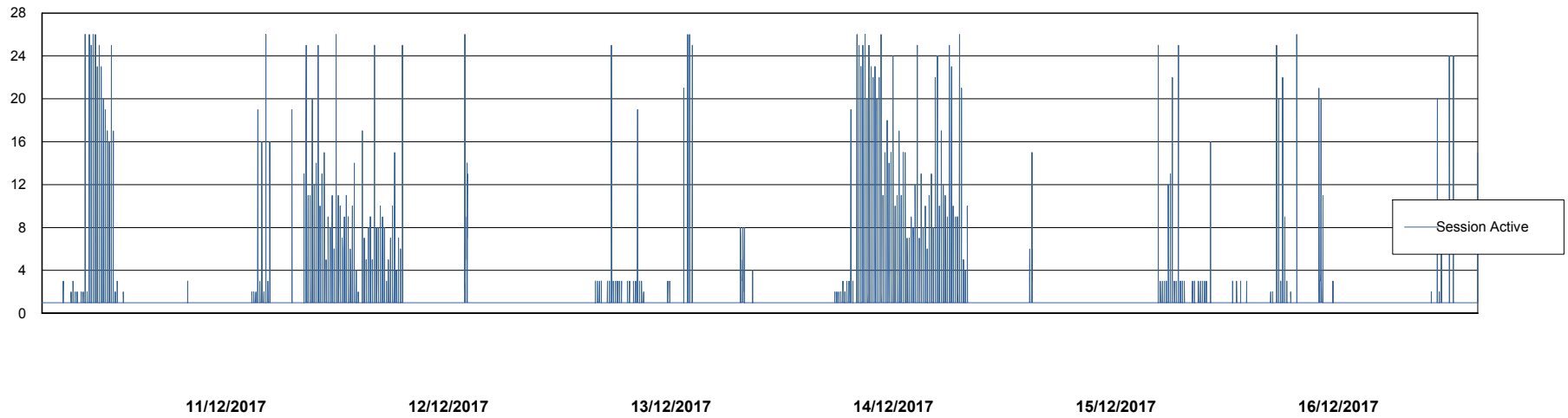
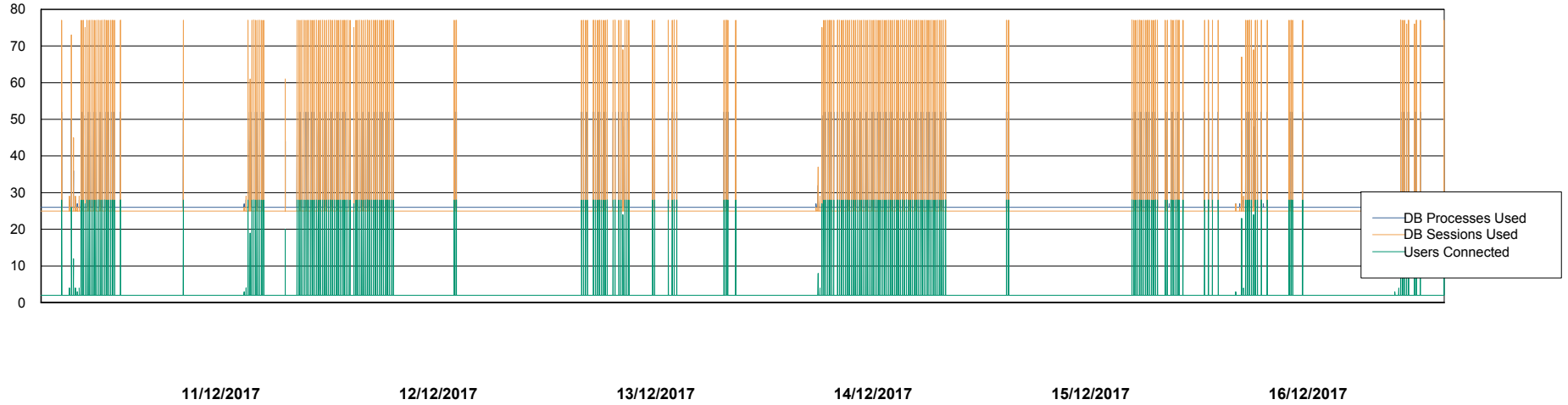
# Weekly SLA Customer Report

Customer CLO Production  
Database ID 38



## Database Performance CLODB\_Standby

DB Processes Max 500  
DB Sessions Max 792





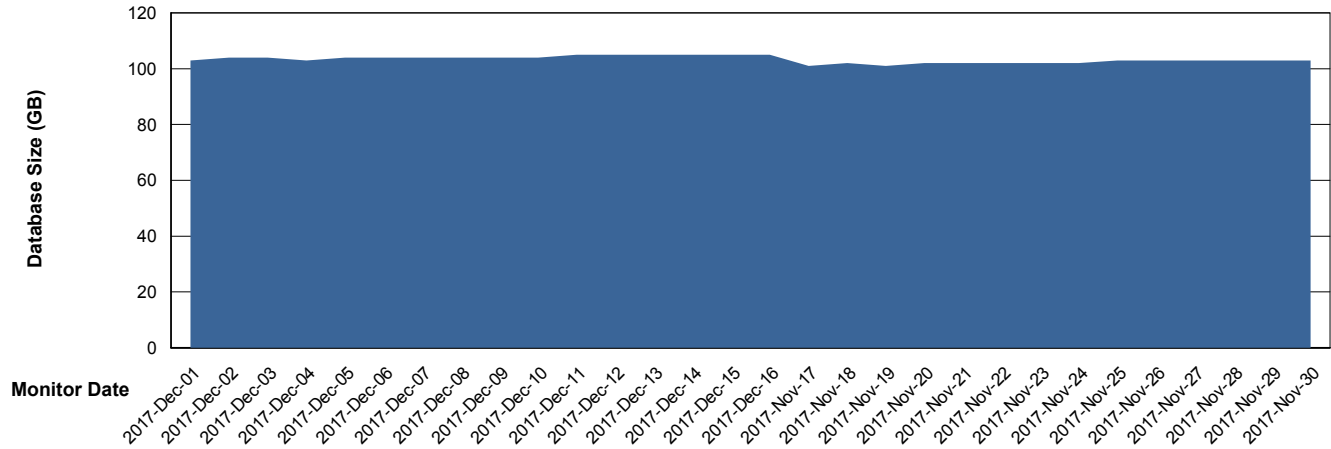
# Weekly SLA Customer Report

Customer CLO Production  
Database ID 38



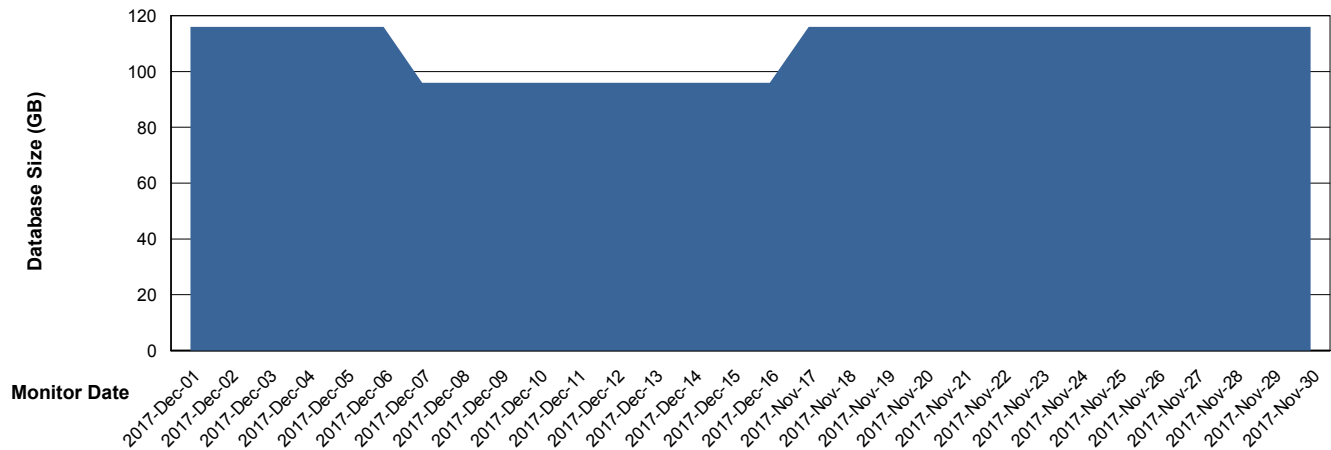
DATABASE SIZE CLODB\_Production

### Database growth over last month



DATABASE SIZE CLODB\_Test

### Database growth over last month



# Weekly SLA Customer Report

Customer CLO Production  
Database ID 38



| Database Tablespace |                 | CLODB_Production |               |                 |
|---------------------|-----------------|------------------|---------------|-----------------|
| Date                | Tablespace Name | Filesize (Gb)    | Usedsize (Gb) | Percentage free |
| 16/12/2017          | ABSDATA         | 2                | 55            | 18              |
|                     | INDX            | 2                | 48            | 16              |
| 15/12/2017          | ABSDATA         | 2                | 55            | 18              |
|                     | INDX            | 2                | 48            | 16              |
| 14/12/2017          | ABSDATA         | 2                | 55            | 18              |
|                     | INDX            | 2                | 47            | 18              |
| 13/12/2017          | ABSDATA         | 2                | 55            | 18              |
|                     | INDX            | 2                | 47            | 18              |
| 12/12/2017          | ABSDATA         | 2                | 55            | 18              |
|                     | INDX            | 2                | 47            | 18              |
| 11/12/2017          | ABSDATA         | 2                | 55            | 18              |
|                     | INDX            | 2                | 47            | 18              |
| 10/12/2017          | ABSDATA         | 2                | 55            | 18              |
|                     | INDX            | 2                | 47            | 18              |

# Weekly SLA Customer Report

Customer CLO Production  
Database ID 38



| Database Tablespace |                 | CLODB_Test    |               |                 |
|---------------------|-----------------|---------------|---------------|-----------------|
| Date                | Tablespace Name | Filesize (Gb) | Usedsize (Gb) | Percentage free |
| 16/12/2017          | ABSDATA         | 2             | 50            | 23              |
|                     | INDX            | 2             | 44            | 19              |
| 15/12/2017          | ABSDATA         | 2             | 50            | 23              |
|                     | INDX            | 2             | 44            | 19              |
| 14/12/2017          | ABSDATA         | 2             | 50            | 23              |
|                     | INDX            | 2             | 44            | 19              |
| 13/12/2017          | ABSDATA         | 2             | 50            | 23              |
|                     | INDX            | 2             | 44            | 19              |
| 12/12/2017          | ABSDATA         | 2             | 50            | 23              |
|                     | INDX            | 2             | 44            | 19              |
| 11/12/2017          | ABSDATA         | 2             | 50            | 23              |
|                     | INDX            | 2             | 44            | 19              |
| 10/12/2017          | ABSDATA         | 2             | 50            | 23              |
|                     | INDX            | 2             | 44            | 19              |

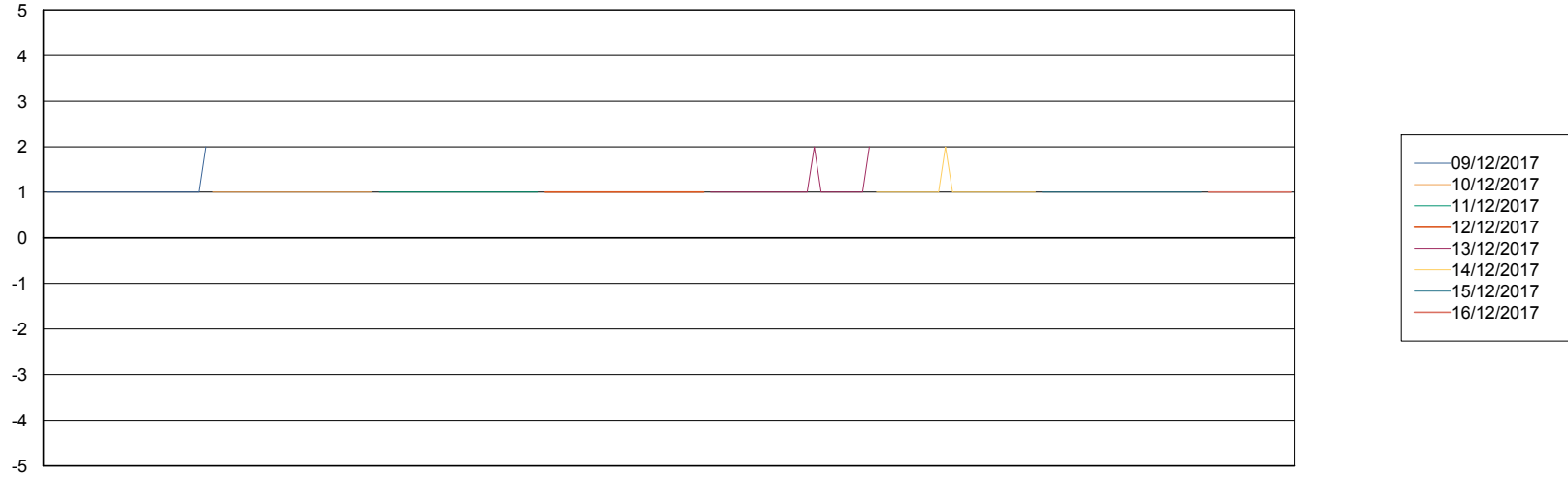
# Weekly SLA Customer Report

Customer CLO Production  
Database ID 38



Standby Database Health CLO Production

### Recovery lag for last 7 days



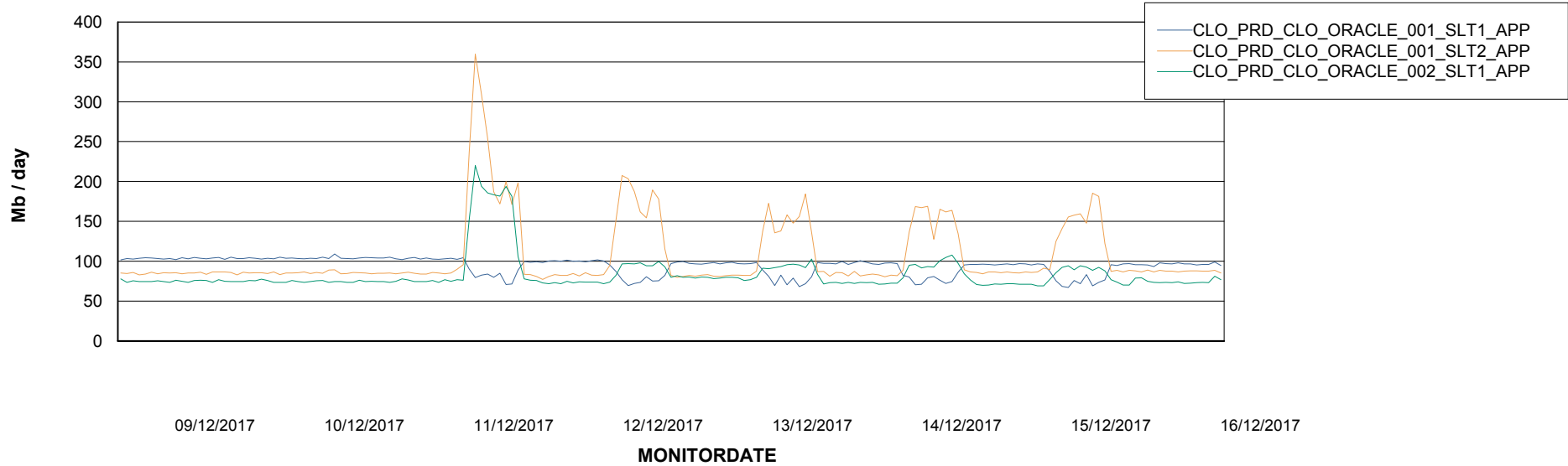
# Weekly SLA Customer Report

Customer CLO Production  
Database ID 38

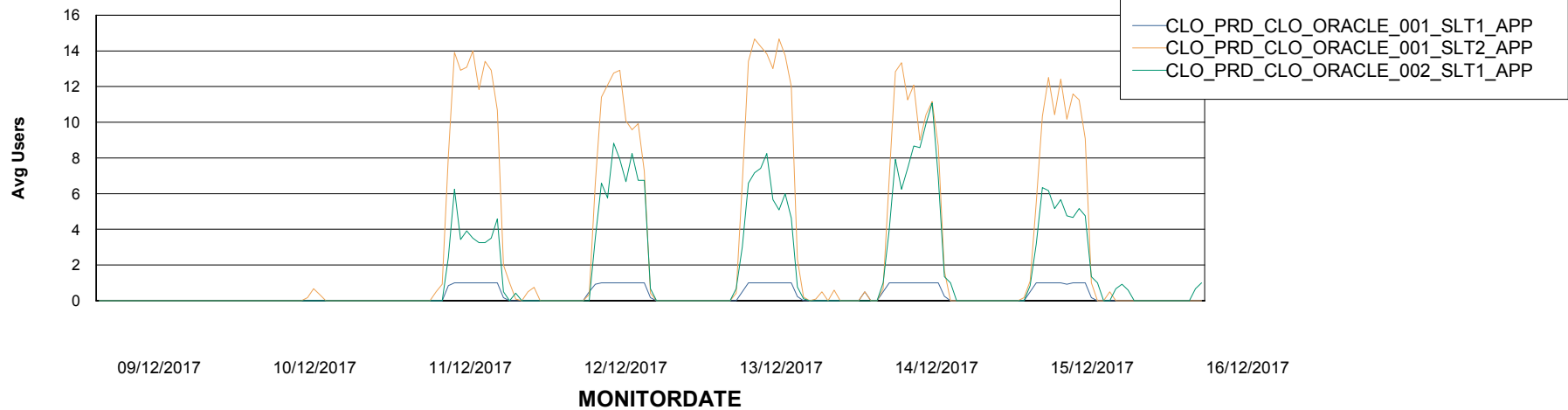


## ABSSolute Application Server Services

### Avg memory used per ABS Server Service



### Avg users per day per ABS server



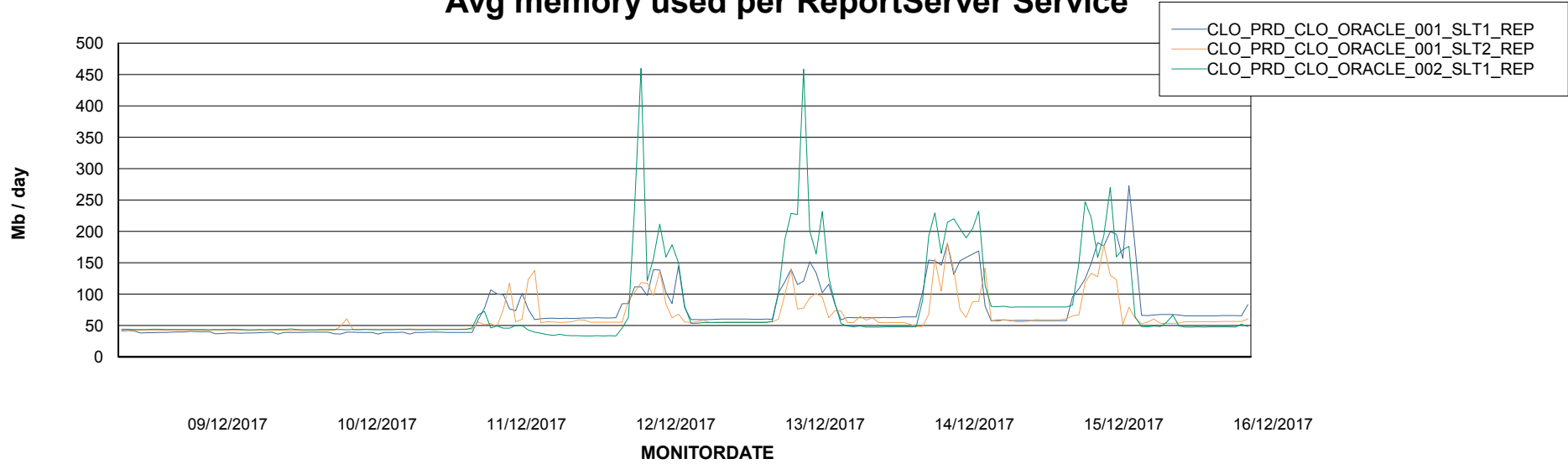
# Weekly SLA Customer Report

Customer CLO Production  
Database ID 38



## ABSSolute Application ReportServer Services

### Avg memory used per ReportServer Service



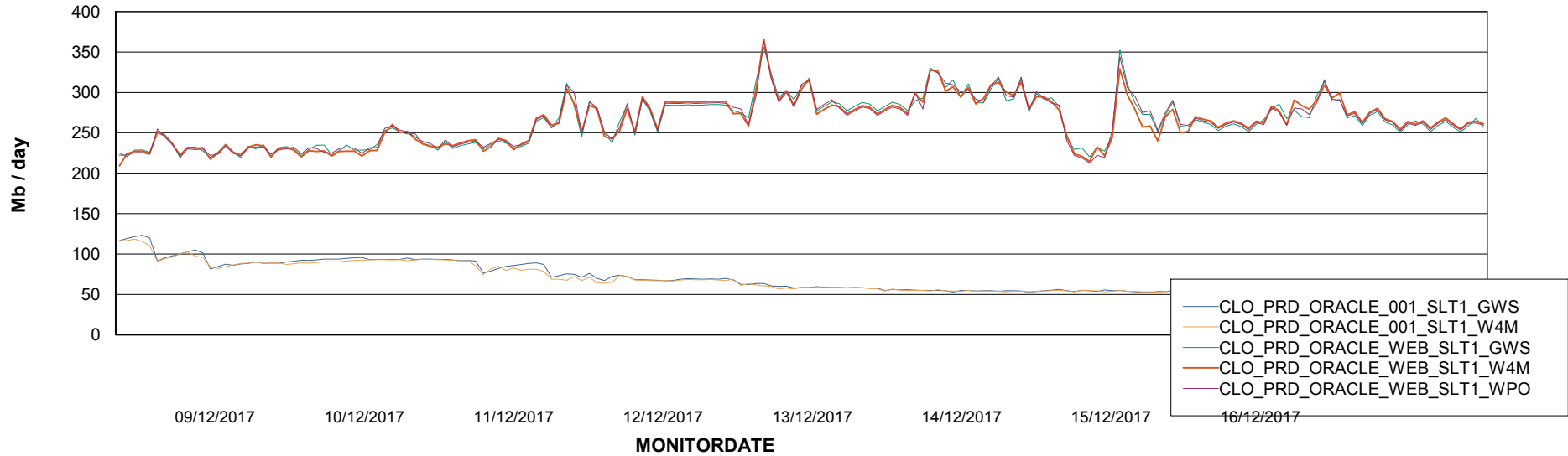
# Weekly SLA Customer Report

Customer CLO Production  
Database ID 38



## ABSolute Web Component Services

### Avg memory used per ABS Web component



# Weekly SLA Customer Report

Customer CLO Production  
Database ID 38



## Disaster per ABS component

