

Weekly SLA Customer Report

Customer PHS_Production
Database ID 47



Harddisk Usage PHS_BI_GCAB779a

	Free disk space on c: (%)	Total disk space on c: (Gb)	Free disk space on d: (%)	Total disk space on d: (Gb)
09/12/2017	15	150	16	150
08/12/2017	15	150	16	150
07/12/2017	15	150	16	150
06/12/2017	15	150	16	150
05/12/2017	15	150	16	150
04/12/2017	15	150	16	150
03/12/2017	15	150	16	150

Harddisk Usage PHS_PRDWEB_DCAB573b

	Free disk space on c: (%)	Total disk space on c: (Gb)
09/12/2017	83	100
08/12/2017	83	100
07/12/2017	83	100
06/12/2017	83	100
05/12/2017	83	100
04/12/2017	83	100
03/12/2017	83	100

Weekly SLA Customer Report

Customer PHS_Production
Database ID 47



Harddisk Usage PHS_PRD_GCAB574b

	Free disk space on c: (%)	Total disk space on c: (Gb)	Free disk space on d: (%)	Total disk space on d: (Gb)	Free disk space on f: (%)	Total disk space on f: (Gb)
09/12/2017	76	150	41	300	43	200
08/12/2017	76	150	41	300	50	200
07/12/2017	76	150	41	300	51	200
06/12/2017	76	150	41	300	50	200
05/12/2017	76	150	41	300	50	200
04/12/2017	76	150	41	300	50	200
03/12/2017	76	150	41	300	51	200

Harddisk Usage PHS_PRD_GCAB576b

	Free disk space on c: (%)	Total disk space on c: (Gb)	Free disk space on d: (%)	Total disk space on d: (Gb)	Free disk space on f: (%)	Total disk space on f: (Gb)
09/12/2017	78	150	43	300	73	100
08/12/2017	78	150	43	300	77	100
07/12/2017	78	150	43	300	78	100
06/12/2017	78	150	43	300	78	100
05/12/2017	78	150	43	300	78	100
04/12/2017	78	150	43	300	75	100
03/12/2017	78	150	43	300	79	100

Weekly SLA Customer Report

Customer PHS_Production
Database ID 47



Harddisk Usage PHS_TST_GCAB575b

	Free disk space on c: (%)	Total disk space on c: (Gb)	Free disk space on d: (%)	Total disk space on d: (Gb)
09/12/2017	15	50	35	300
08/12/2017	15	50	35	300
07/12/2017	15	50	35	300
06/12/2017	15	50	35	300
05/12/2017	15	50	35	300
04/12/2017	15	50	35	300
03/12/2017	15	50	35	300

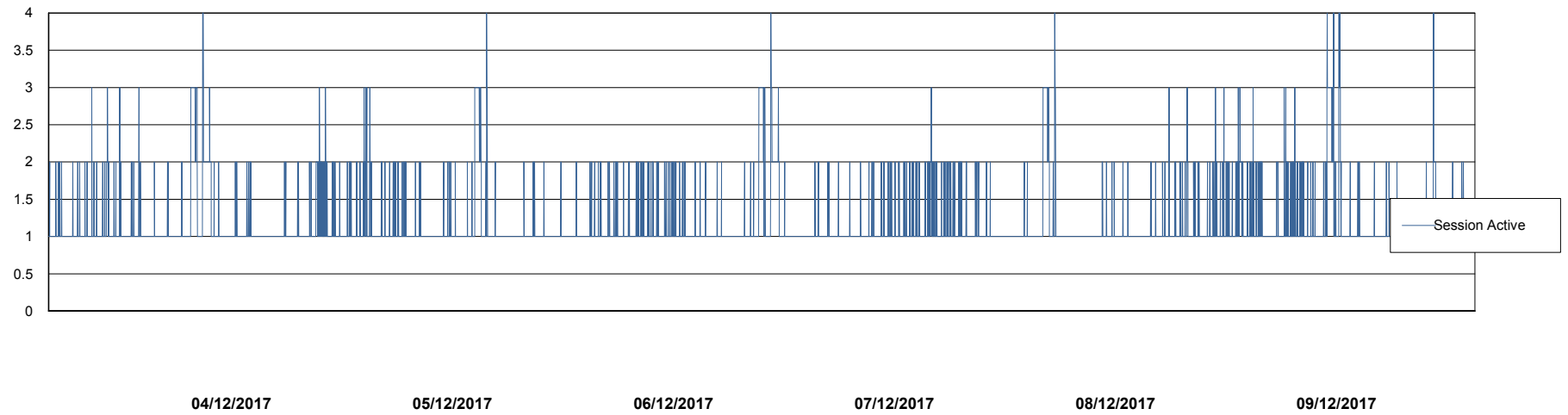
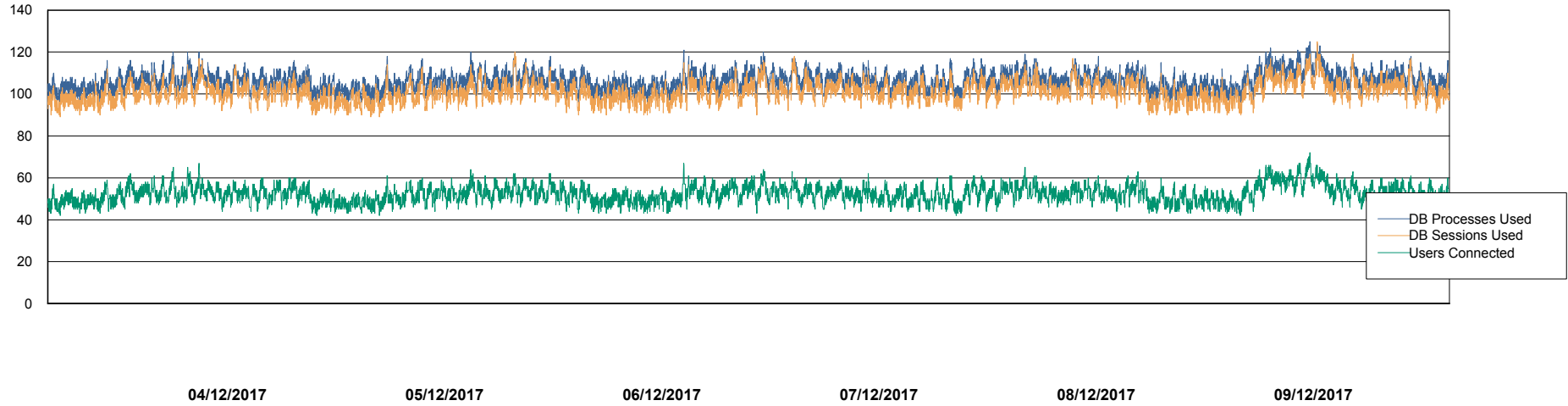
Weekly SLA Customer Report

Customer PHS_Production
Database ID 47



Database Performance PHSDB_Production

DB Processes Max 500
DB Sessions Max 772



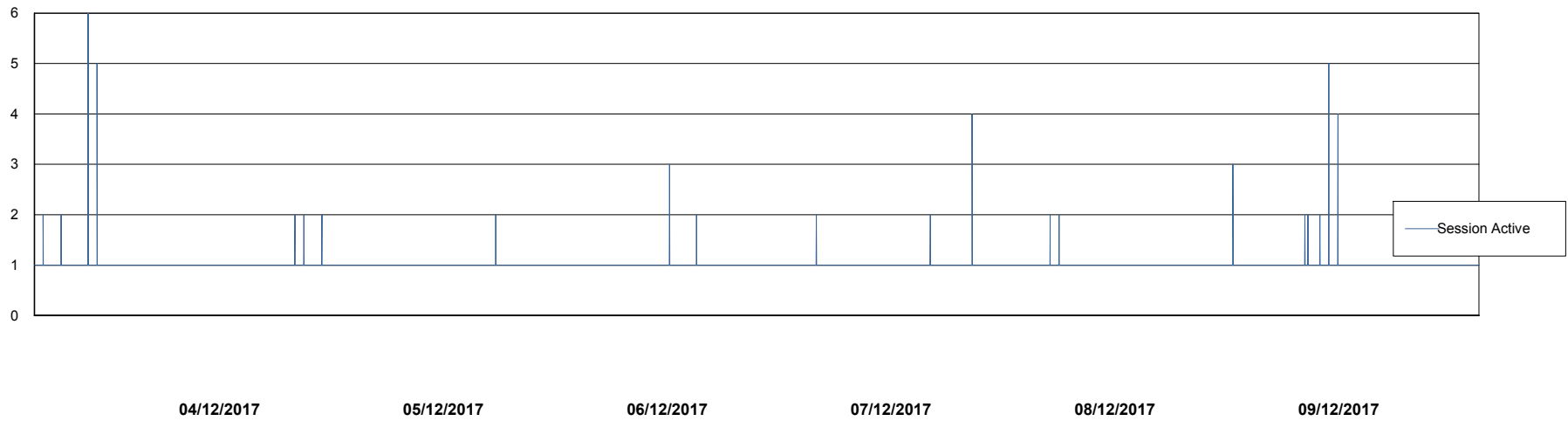
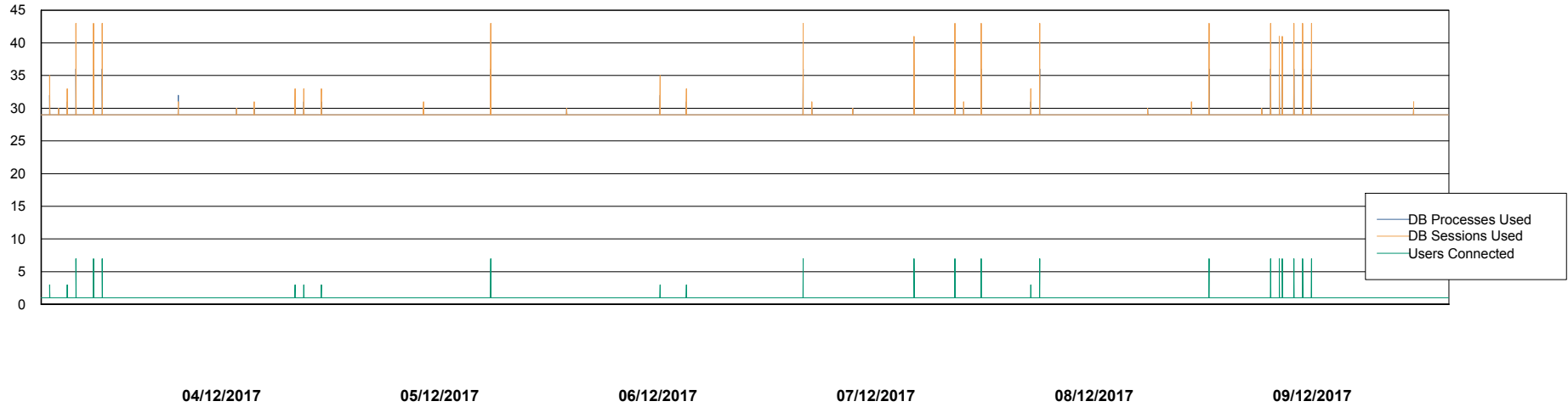
Weekly SLA Customer Report

Customer PHS_Production
Database ID 47



Database Performance PHSDB_Standby

DB Processes Max 500
DB Sessions Max 772



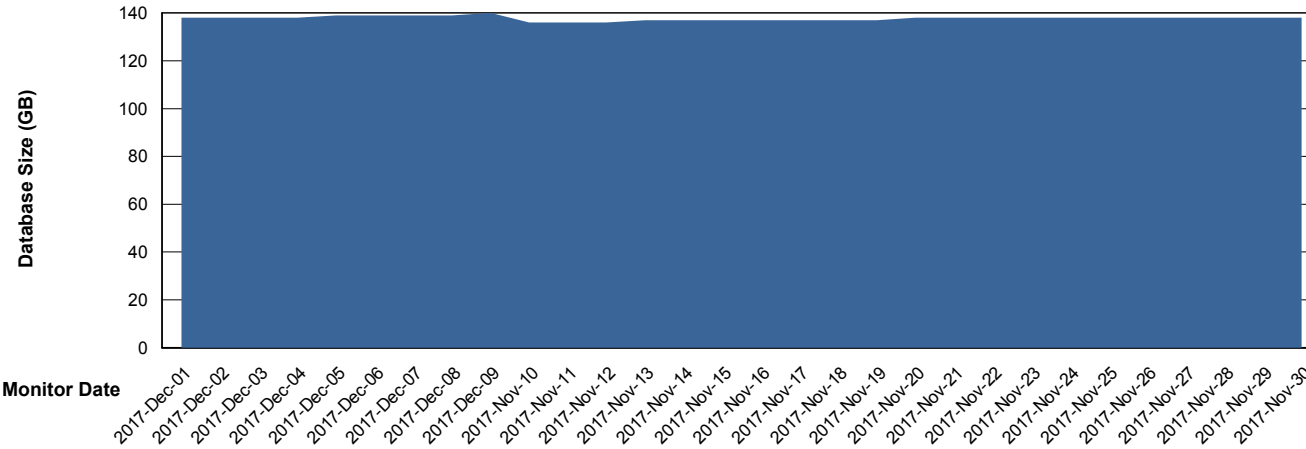
Weekly SLA Customer Report

Customer PHS_Production
 Database ID 47



DATABASE SIZE PHSDB_Production

Database growth over last month



Database Tablespace PHSDB_Production

Date	Tablespace Name	Filesize (Gb)	Usedsize (Gb)	Percentage free
09/12/2017	ABSDATA	2	132	14
	INDX	2	4	33
08/12/2017	ABSDATA	2	132	14
	INDX	2	3	50
07/12/2017	ABSDATA	2	132	14
	INDX	2	3	50
06/12/2017	ABSDATA	2	132	14
	INDX	2	3	50
05/12/2017	ABSDATA	2	132	14
	INDX	2	3	50
04/12/2017	ABSDATA	2	132	14
	INDX	2	3	50
03/12/2017	ABSDATA	2	132	14
	INDX	2	3	50

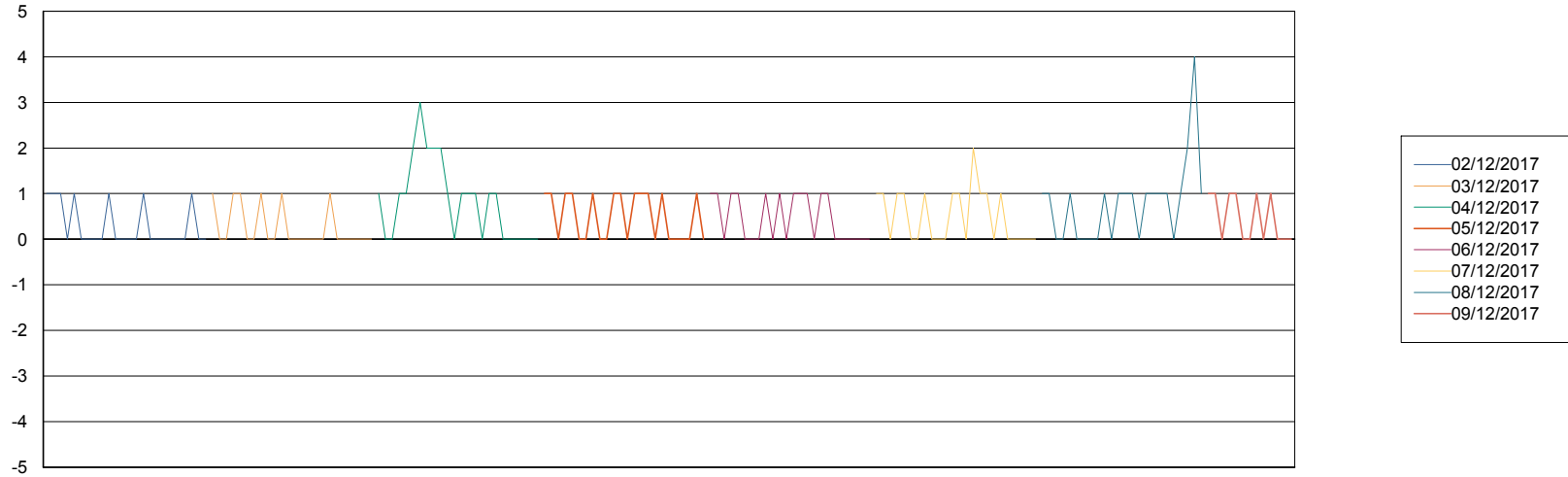
Weekly SLA Customer Report

Customer PHS_Production
Database ID 47



Standby Database Health PHS_Production

Recovery lag for last 7 days



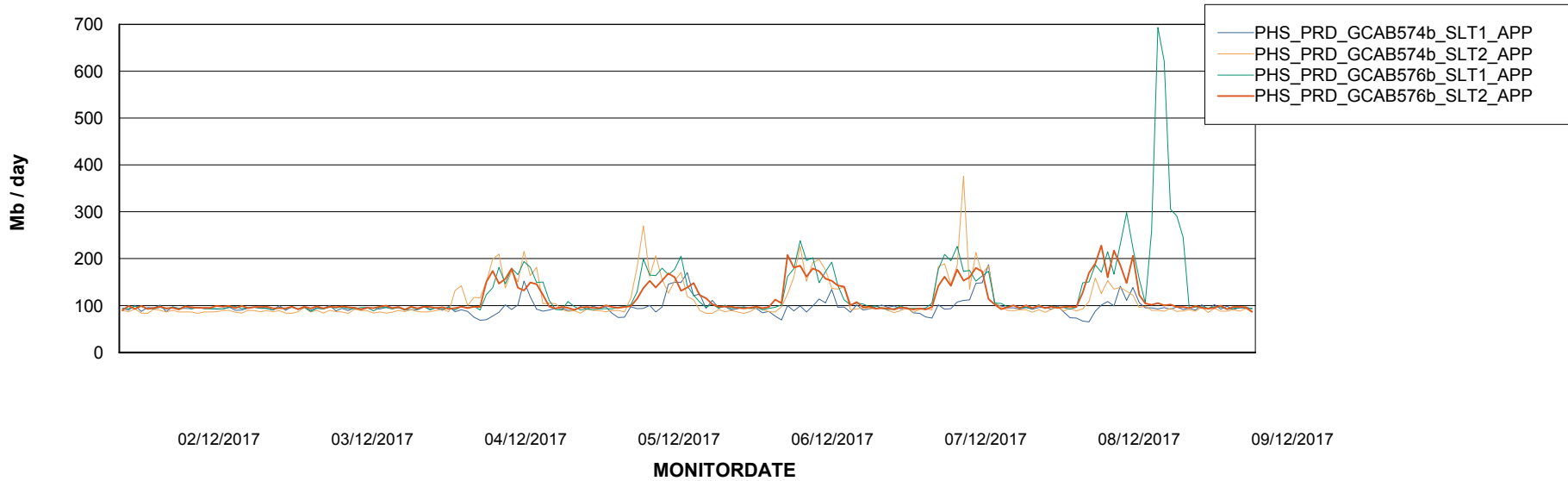
Weekly SLA Customer Report

Customer PHS_Production
Database ID 47

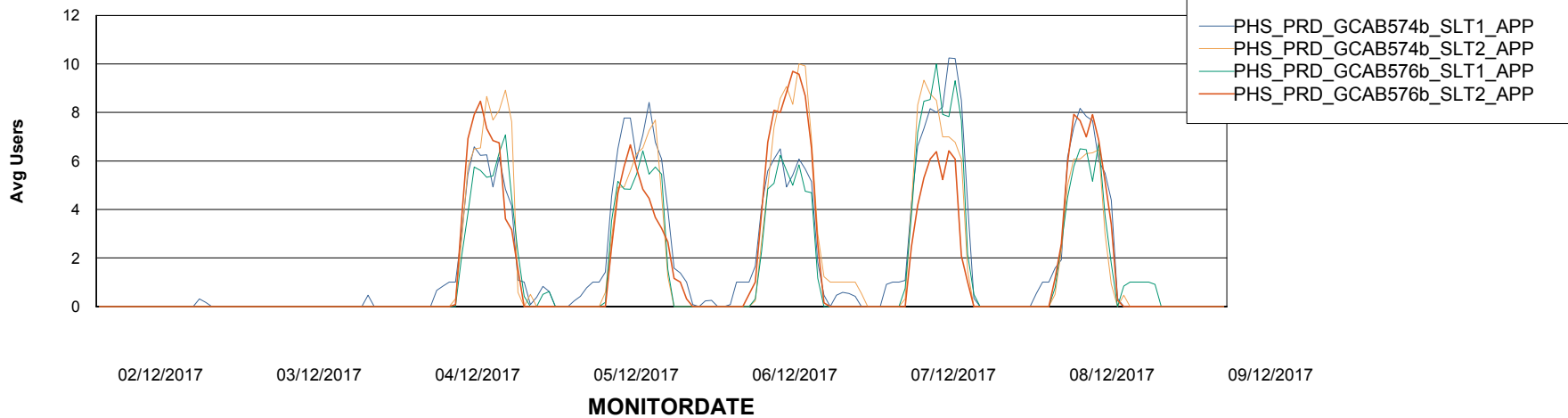


ABSSolute Application Server Services

Avg memory used per ABS Server Service



Avg users per day per ABS server



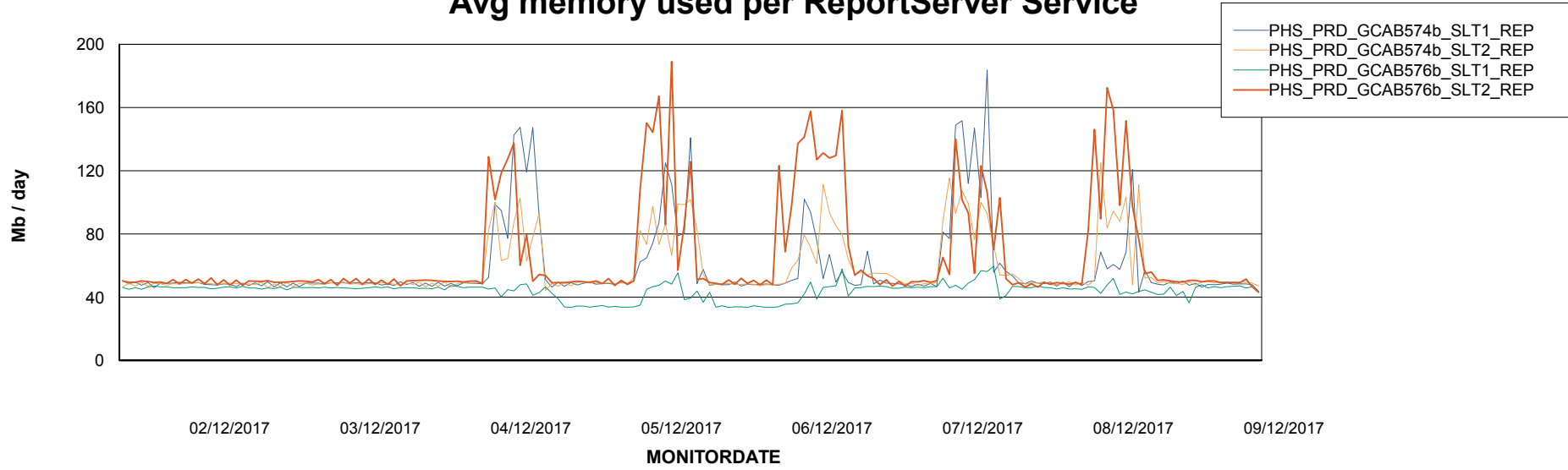
Weekly SLA Customer Report

Customer PHS_Production
Database ID 47



ABSSolute Application ReportServer Services

Avg memory used per ReportServer Service



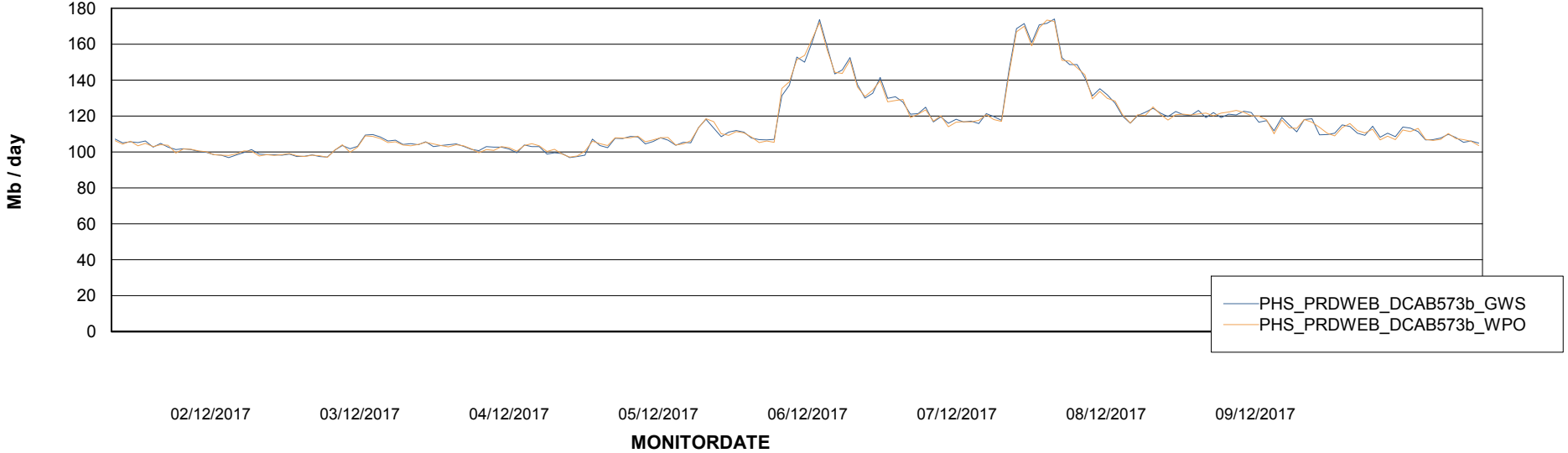
Weekly SLA Customer Report

Customer PHS_Production
Database ID 47



ABSSolute Web Component Services

Avg memory used per ABS Web component



Weekly SLA Customer Report

Customer PHS_Production
Database ID 47



Disaster per ABS component

