

Weekly SLA Customer Report

Customer PCO Production
Database ID 44



Harddisk Usage PCO_PRD_ORACLE1

	Free disk space on c: (%)	Total disk space on c: (Gb)	Free disk space on d: (%)	Total disk space on d: (Gb)
09/12/2017	61	279	18	838
08/12/2017	61	279	21	838
07/12/2017	61	279	22	838
06/12/2017	61	279	22	838
05/12/2017	61	279	27	838
04/12/2017	61	279	28	838
03/12/2017	61	279	22	838

Harddisk Usage PCO_PRD_ORACLE2

	Free disk space on c: (%)	Total disk space on c: (Gb)	Free disk space on d: (%)	Total disk space on d: (Gb)
09/12/2017	76	279	43	838
08/12/2017	76	279	44	838
07/12/2017	76	279	44	838
06/12/2017	76	279	45	838
05/12/2017	76	279	45	838
04/12/2017	76	279	45	838
03/12/2017	76	279	46	838

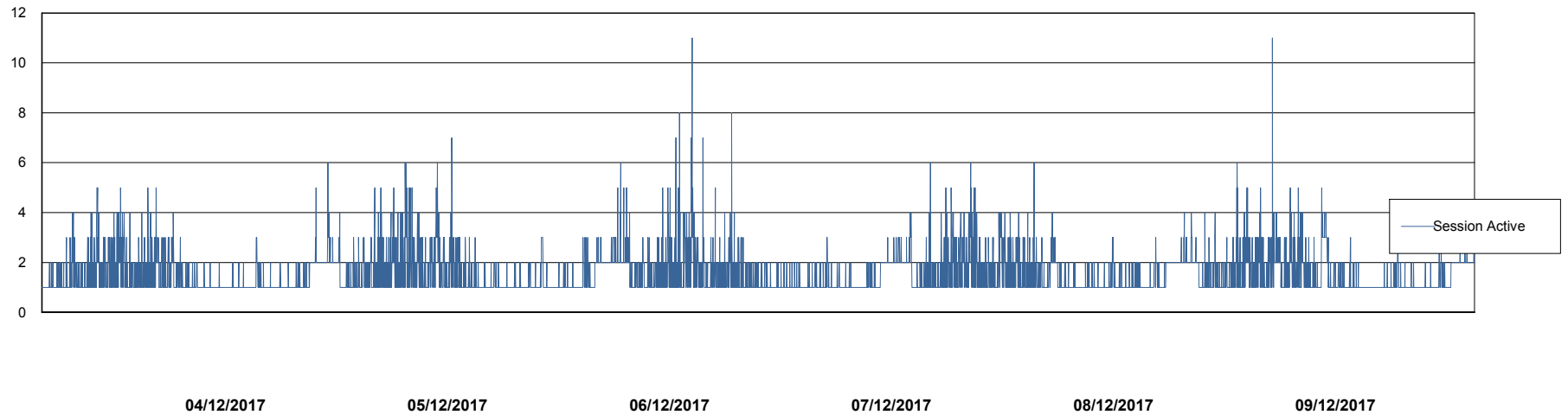
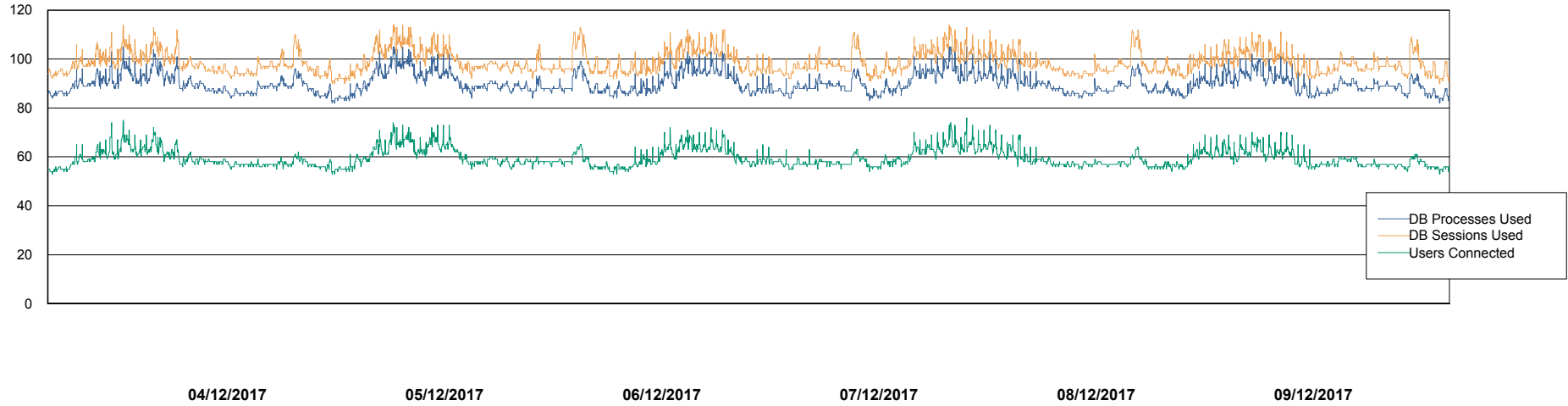
Weekly SLA Customer Report

Customer PCO Production
Database ID 44



Database Performance PCODB_Production

DB Processes Max 300
DB Sessions Max 480



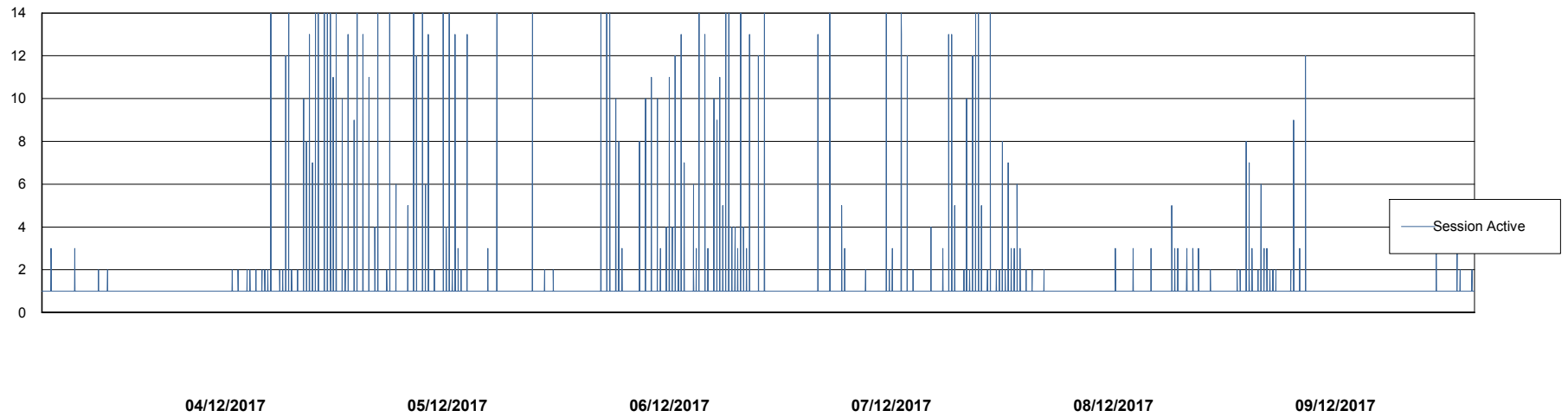
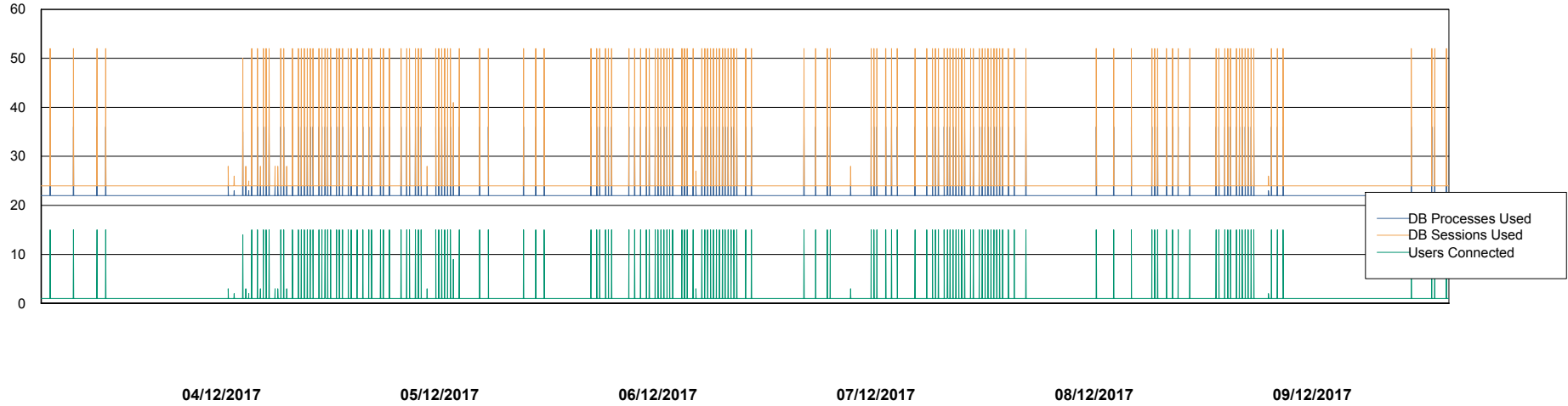
Weekly SLA Customer Report

Customer PCO Production
Database ID 44



Database Performance PCODB_Standby

DB Processes Max 520
DB Sessions Max 804



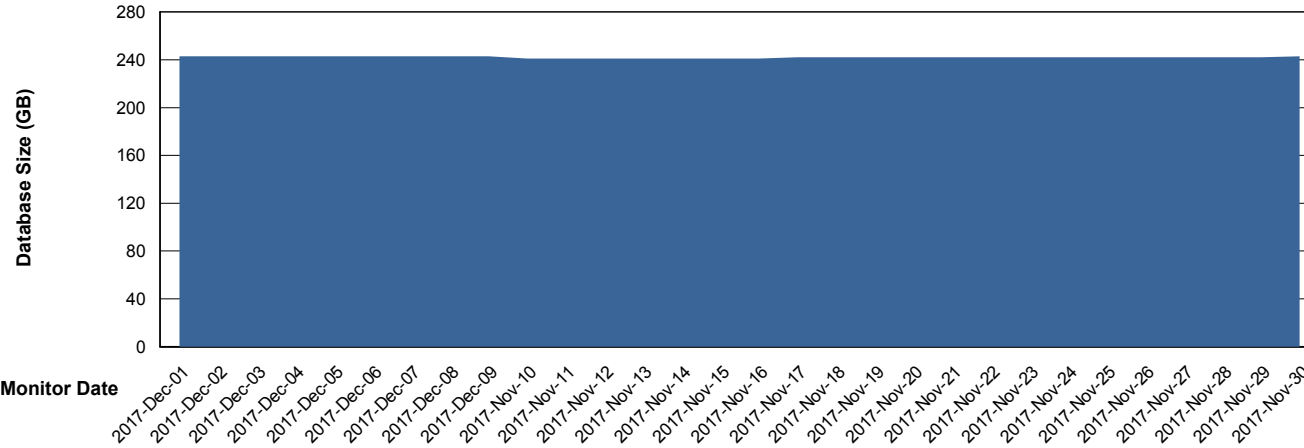
Weekly SLA Customer Report

Customer PCO Production
 Database ID 44



DATABASE SIZE PCODB_Production

Database growth over last month



Database Tablespace PCODB_Production

Date	Tablespace Name	Filesize (Gb)	Usedsize (Gb)	Percentage free
09/12/2017	ABSDATA	2	84	18
	INDX	2	157	16
08/12/2017	ABSDATA	2	84	18
	INDX	2	157	16
07/12/2017	ABSDATA	2	84	18
	INDX	2	157	16
06/12/2017	ABSDATA	2	84	18
	INDX	2	157	16
05/12/2017	ABSDATA	2	84	18
	INDX	2	157	16
04/12/2017	ABSDATA	2	84	18
	INDX	2	157	16
03/12/2017	ABSDATA	2	84	18
	INDX	2	157	16

Weekly SLA Customer Report

Customer PCO Production
Database ID 44



Standby Database Health PCO Production

Recovery lag for last 7 days

