

Weekly SLA Customer Report

Customer CLO Production
Database ID 38



Harddisk Usage CLO_PRD_CLOBI

	Free disk space on c: (%)	Total disk space on c: (Gb)	Free disk space on d: (%)	Total disk space on d: (Gb)	Free disk space on e: (%)	Total disk space on e: (Gb)
09/12/2017	31	68	50	68	32	68
08/12/2017	31	68	50	68	34	68
07/12/2017	31	68	50	68	34	68
06/12/2017	32	68	50	68	34	68
05/12/2017	32	68	50	68	34	68
04/12/2017	32	68	50	68	34	68
03/12/2017	32	68	50	68	34	68

Harddisk Usage CLO_PRD_CLO_ORACLE_001

	Free disk space on c: (%)	Total disk space on c: (Gb)	Free disk space on d: (%)	Total disk space on d: (Gb)	Free disk space on e: (%)	Total disk space on e: (Gb)	Free disk space on f: (%)	Total disk space on f: (Gb)
09/12/2017	20	137	39	137	63	107	30	466
08/12/2017	20	137	39	137	61	107	30	466
07/12/2017	20	137	39	137	64	107	30	466
06/12/2017	21	137	39	137	66	107	30	466
05/12/2017	21	137	39	137	64	107	30	466
04/12/2017	22	137	39	137	64	107	30	466
03/12/2017	22	137	39	137	63	107	30	466

Weekly SLA Customer Report

Customer CLO Production
Database ID 38



Harddisk Usage CLO_PRD_CLO_ORACLE_002

	Free disk space on c: (%)	Total disk space on c: (Gb)	Free disk space on d: (%)	Total disk space on d: (Gb)	Free disk space on e: (%)	Total disk space on e: (Gb)
09/12/2017	26	273	17	137	84	107
08/12/2017	26	273	17	137	82	107
07/12/2017	22	273	17	137	85	107
06/12/2017	26	273	17	137	87	107
05/12/2017	27	273	17	137	85	107
04/12/2017	27	273	17	137	85	107
03/12/2017	27	273	17	137	84	107

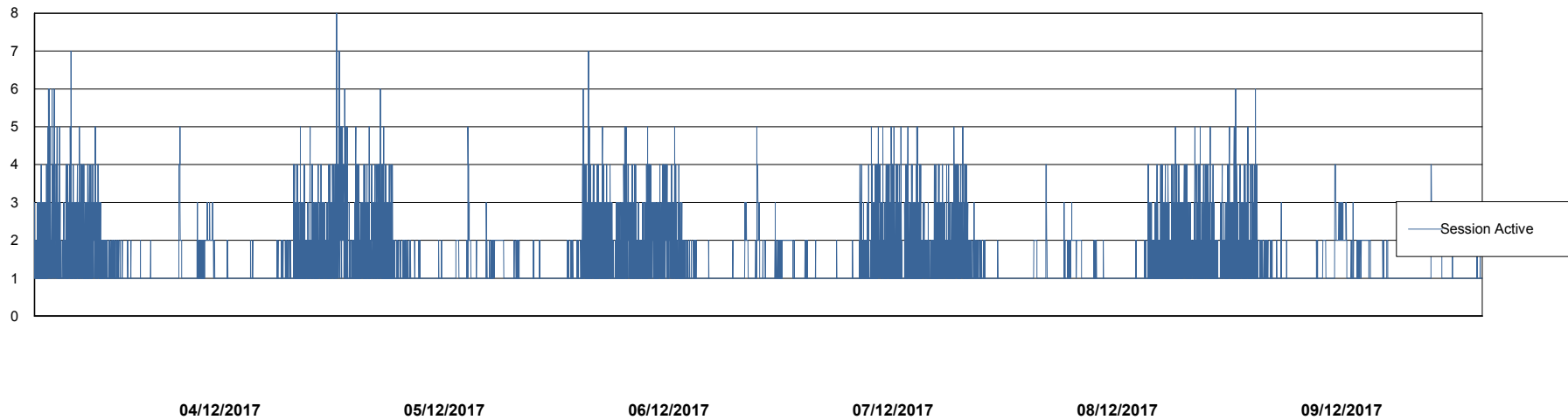
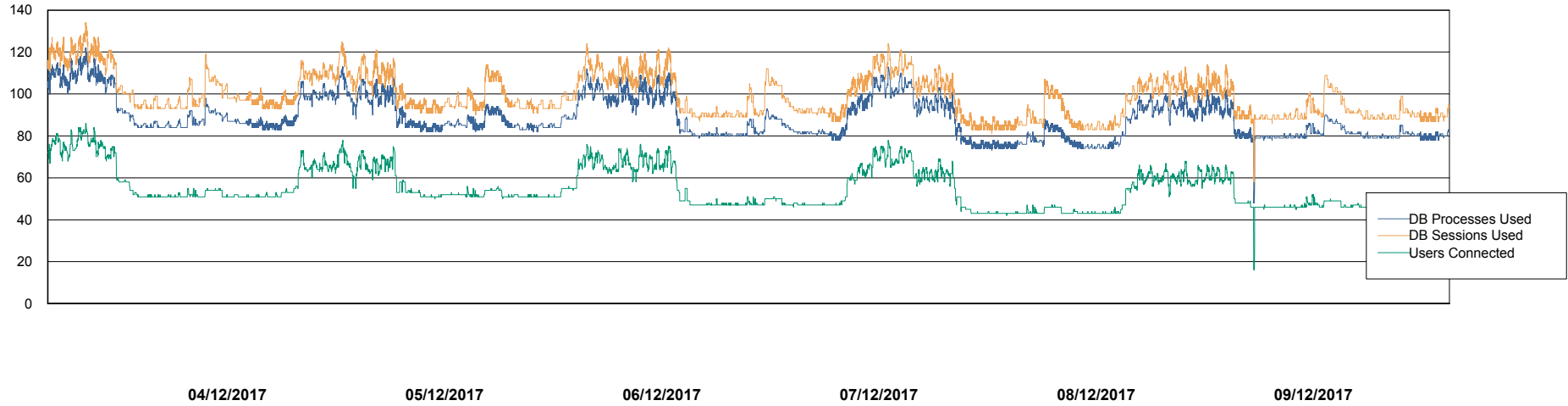
Weekly SLA Customer Report

Customer CLO Production
Database ID 38



Database Performance CLODB_Production

DB Processes Max 500
DB Sessions Max 792



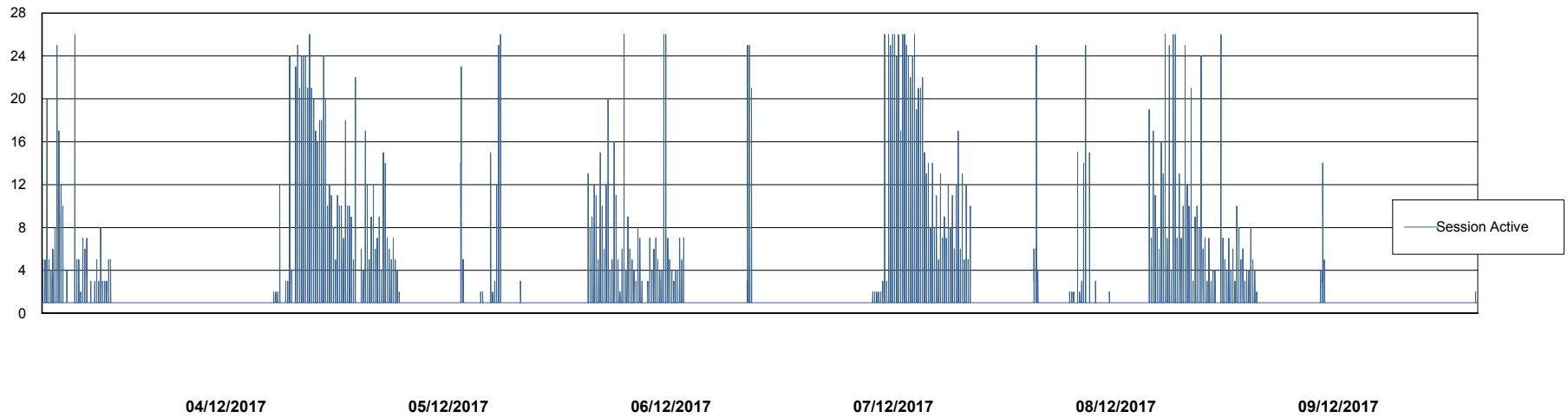
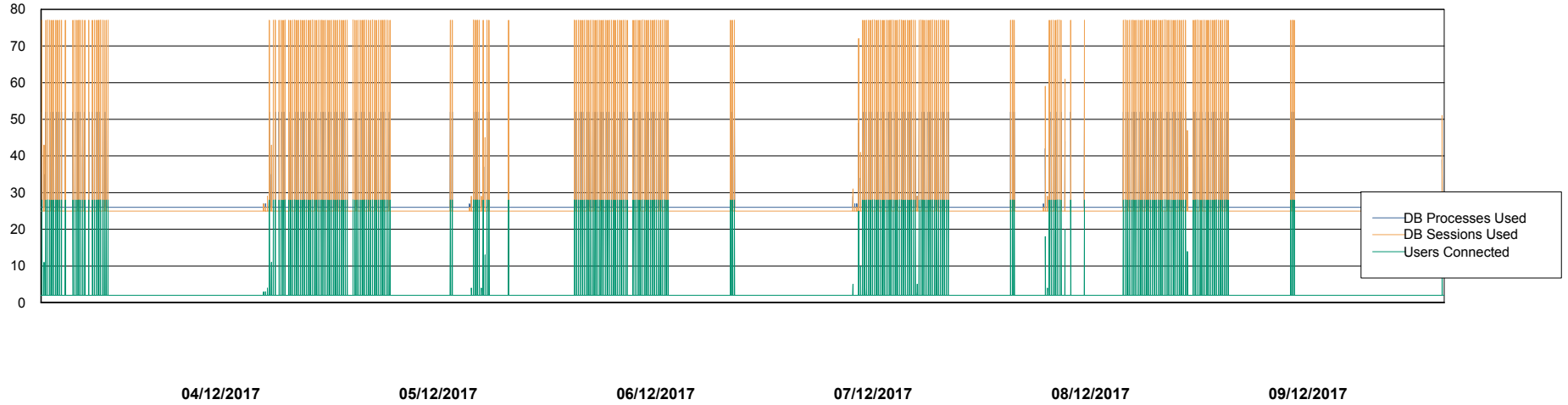
Weekly SLA Customer Report

Customer CLO Production
Database ID 38



Database Performance CLODB_Standby

DB Processes Max 500
DB Sessions Max 792



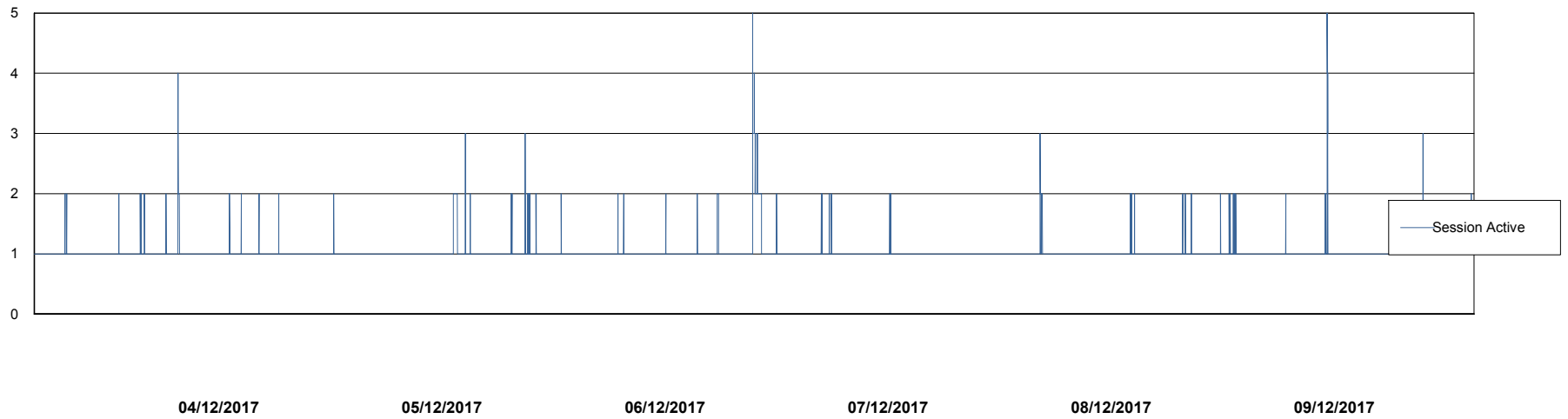
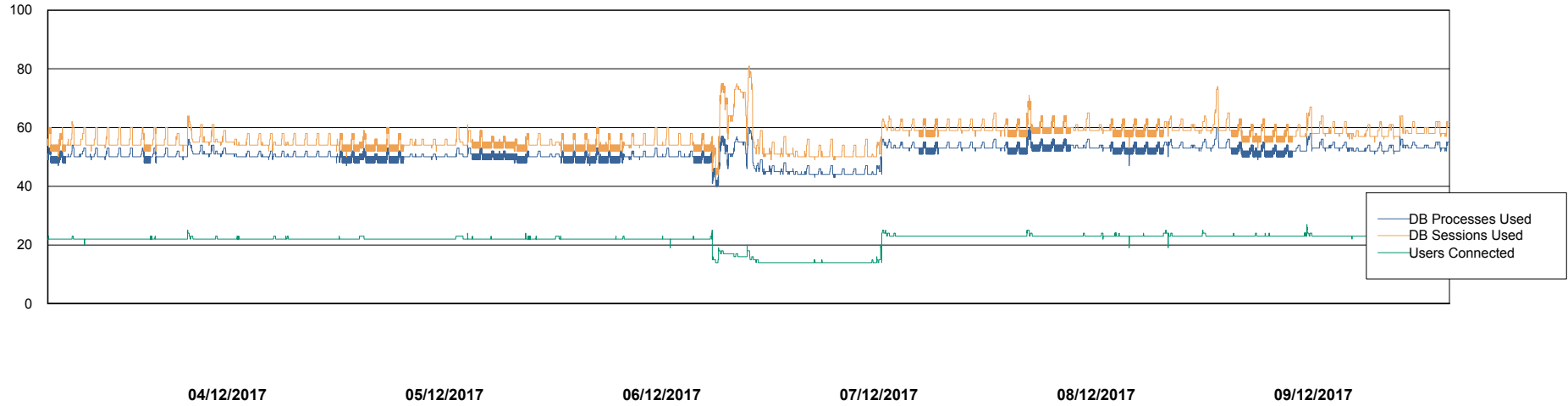
Weekly SLA Customer Report

Customer CLO Production
Database ID 38



Database Performance CLODB_Test

DB Processes Max 500
DB Sessions Max 792



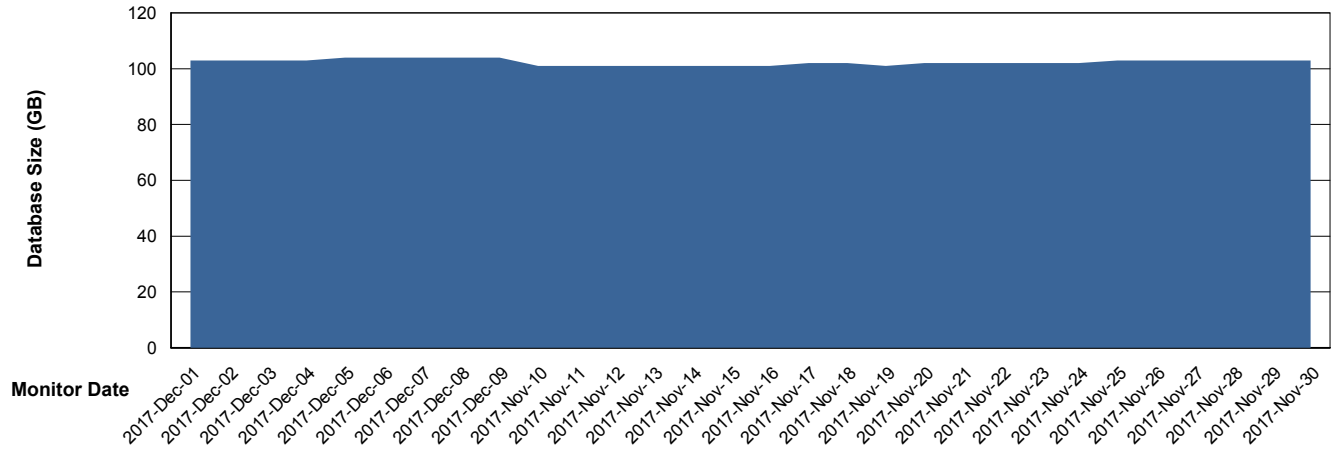
Weekly SLA Customer Report

Customer CLO Production
Database ID 38



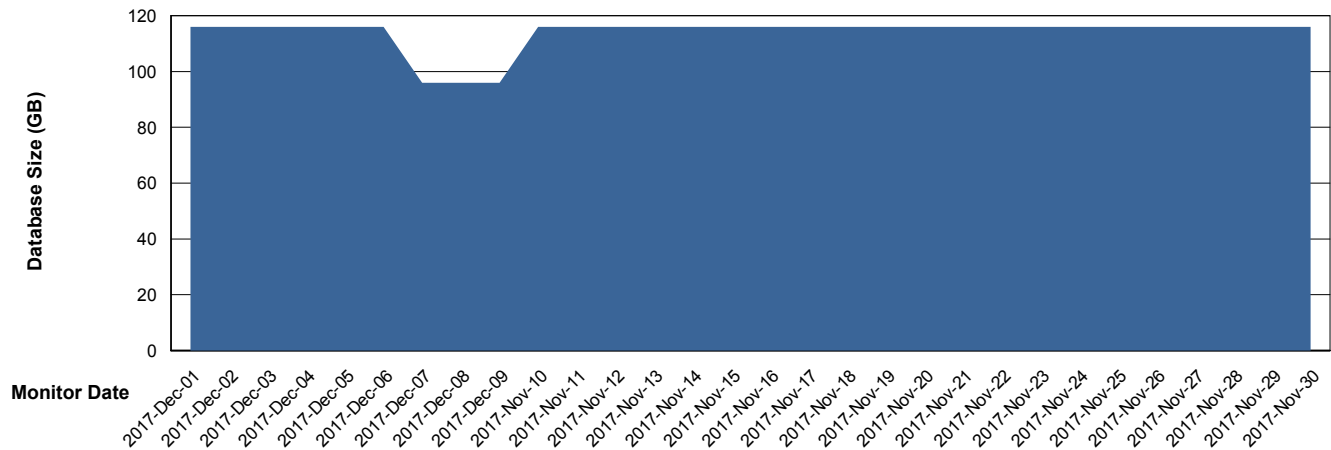
DATABASE SIZE CLODB_Production

Database growth over last month



DATABASE SIZE CLODB_Test

Database growth over last month



Weekly SLA Customer Report

Customer CLO Production
Database ID 38



Database Tablespace		CLODB_Production		
Date	Tablespace Name	Filesize (Gb)	Usedsize (Gb)	Percentage free
09/12/2017	ABSDATA	2	55	18
	INDX	2	47	18
08/12/2017	ABSDATA	2	55	18
	INDX	2	47	18
07/12/2017	ABSDATA	2	55	18
	INDX	2	47	18
06/12/2017	ABSDATA	2	55	18
	INDX	2	47	18
05/12/2017	ABSDATA	2	55	18
	INDX	2	47	18
04/12/2017	ABSDATA	2	55	18
	INDX	2	47	18
03/12/2017	ABSDATA	2	55	18
	INDX	2	47	18

Weekly SLA Customer Report

Customer CLO Production
Database ID 38



Database Tablespace		CLODB_Test		
Date	Tablespace Name	Filesize (Gb)	Usedsize (Gb)	Percentage free
09/12/2017	ABSDATA	2	50	23
	INDX	2	44	19
08/12/2017	ABSDATA	2	50	23
	INDX	2	44	19
07/12/2017	ABSDATA	2	50	23
	INDX	2	44	19
06/12/2017	ABSDATA	2	63	3
	INDX	2	53	2
05/12/2017	ABSDATA	2	63	3
	INDX	2	53	2
04/12/2017	ABSDATA	2	63	3
	INDX	2	53	2
03/12/2017	ABSDATA	2	63	3
	INDX	2	53	2

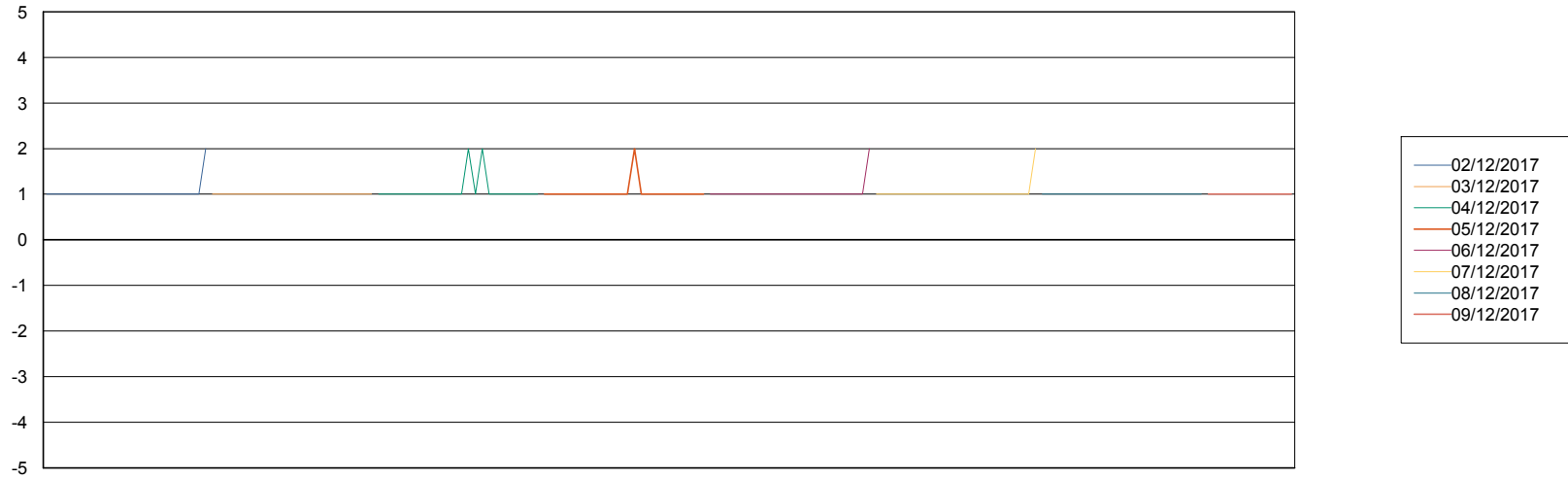
Weekly SLA Customer Report

Customer CLO Production
Database ID 38



Standby Database Health CLO Production

Recovery lag for last 7 days



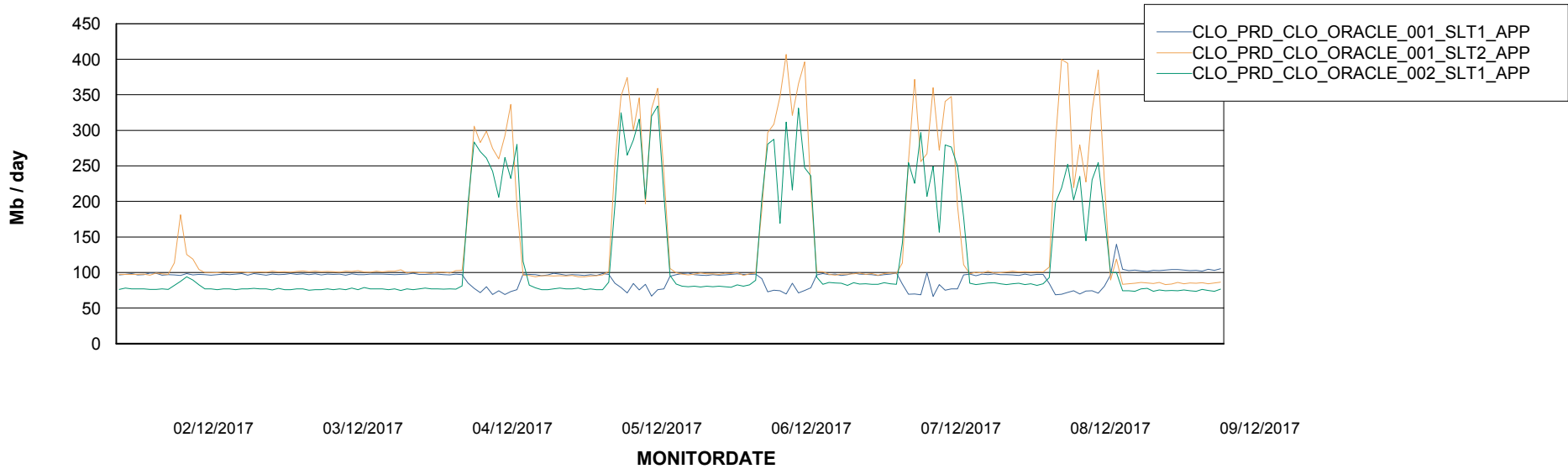
Weekly SLA Customer Report

Customer CLO Production
Database ID 38

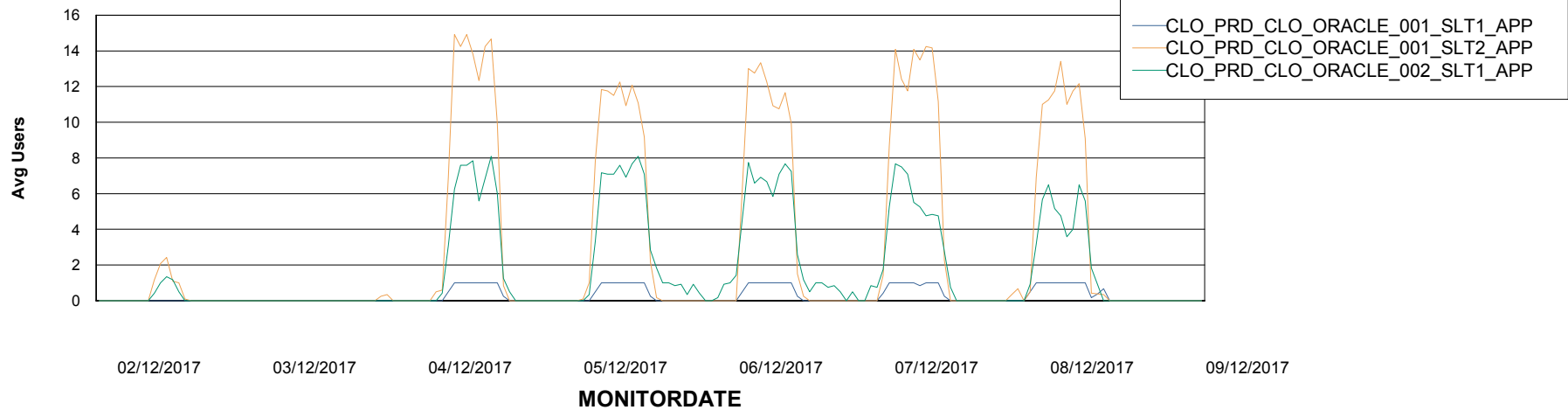


ABSSolute Application Server Services

Avg memory used per ABS Server Service



Avg users per day per ABS server



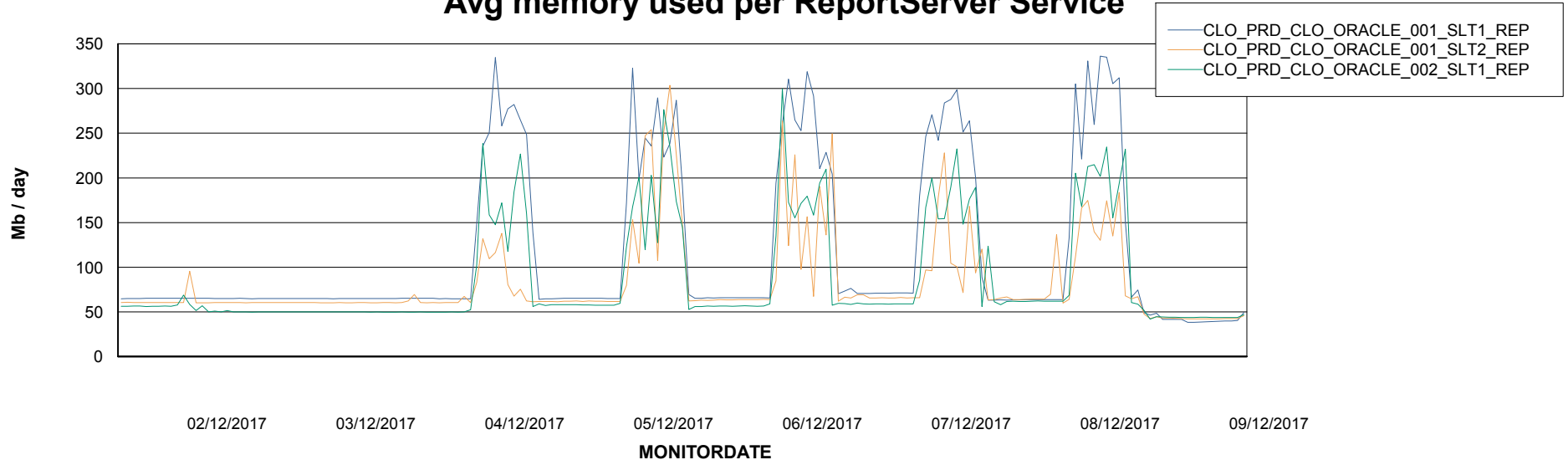
Weekly SLA Customer Report

Customer CLO Production
Database ID 38



ABSSolute Application ReportServer Services

Avg memory used per ReportServer Service



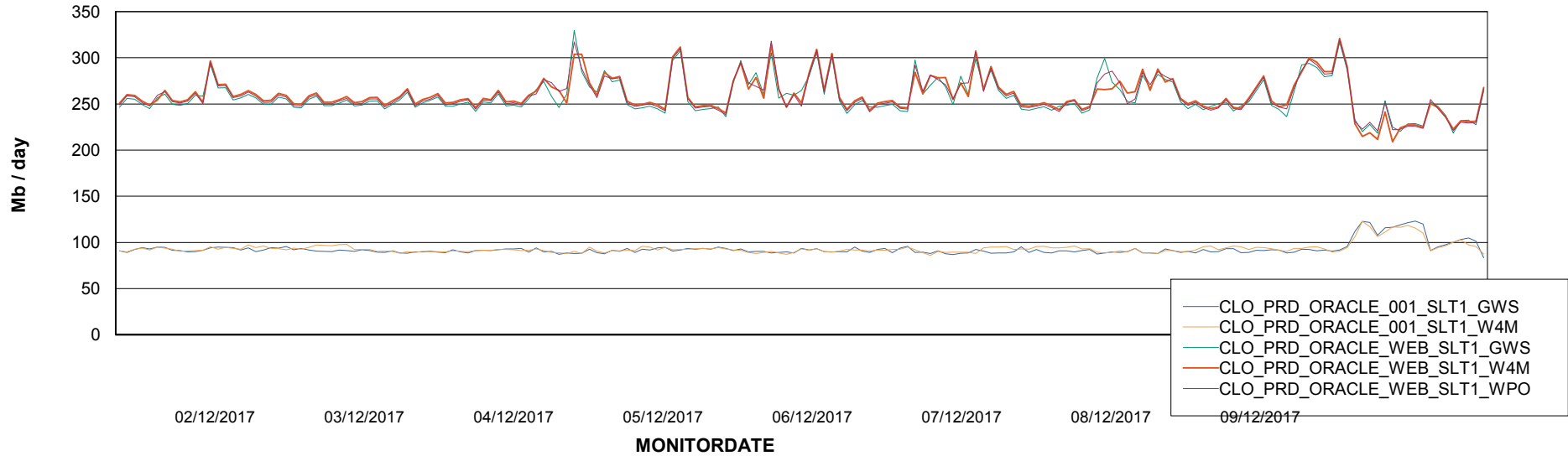
Weekly SLA Customer Report

Customer CLO Production
Database ID 38



ABSolute Web Component Services

Avg memory used per ABS Web component



Weekly SLA Customer Report

Customer CLO Production
Database ID 38



Disaster per ABS component

