

Weekly SLA Customer Report

Customer BCH Production
Database ID 28



Harddisk Usage BCH_PRD_ORCDB1

	Free disk space on c: (%)	Total disk space on c: (Gb)	Free disk space on d: (%)	Total disk space on d: (Gb)
09/12/2017	40	278	18	278
08/12/2017	39	278	18	278
07/12/2017	39	278	18	278
06/12/2017	40	278	18	278
05/12/2017	40	278	18	278
04/12/2017	40	278	18	278
03/12/2017	40	278	18	278

Harddisk Usage BCH_PRD_ORCDB2

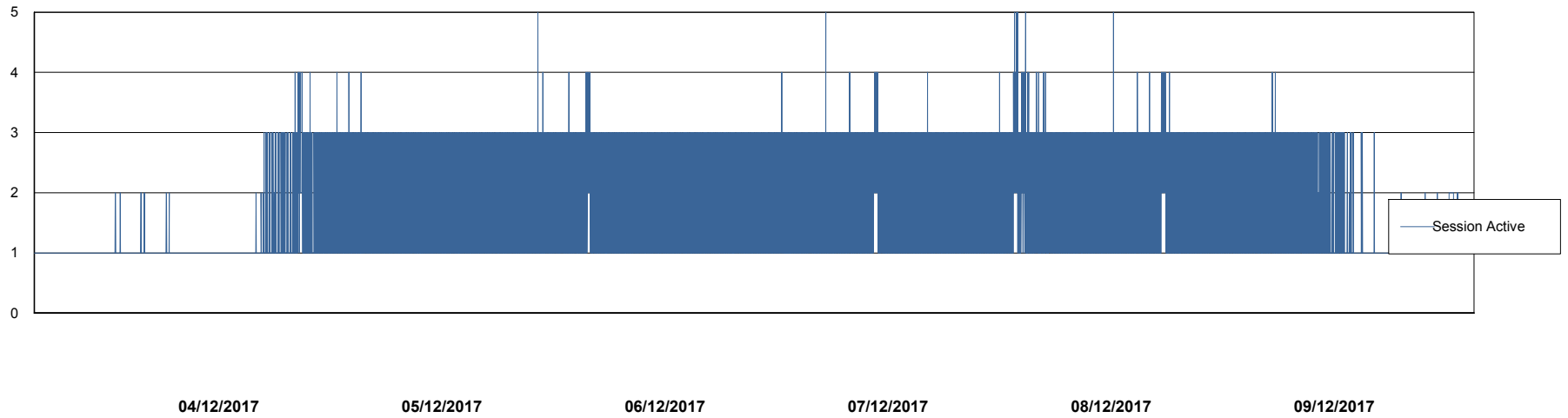
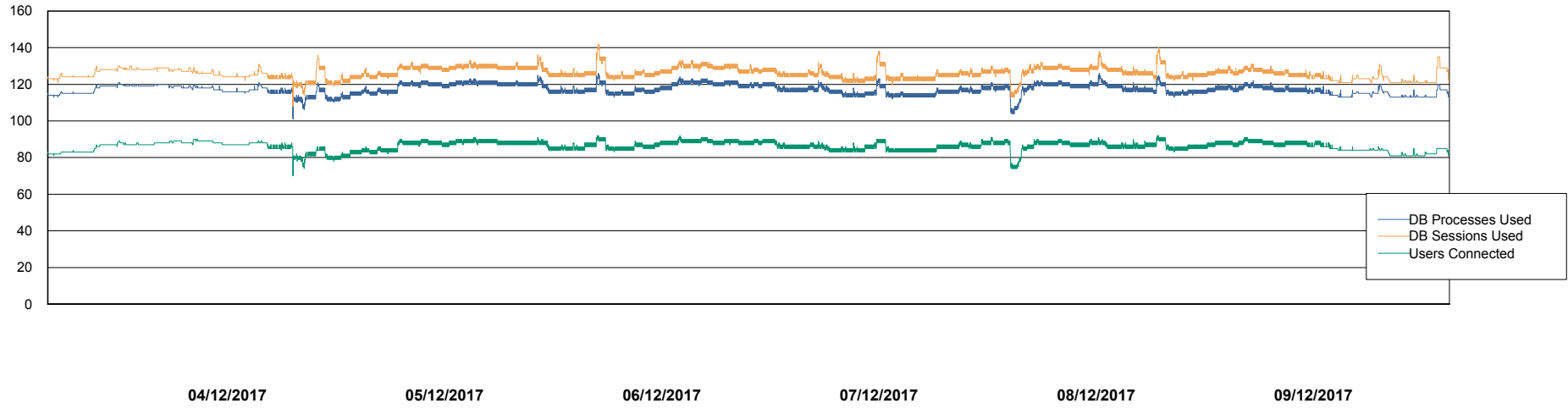
	Free disk space on c: (%)	Total disk space on c: (Gb)	Free disk space on d: (%)	Total disk space on d: (Gb)
09/12/2017	39	278	18	278
08/12/2017	39	278	18	278
07/12/2017	39	278	18	278
06/12/2017	40	278	18	278
05/12/2017	40	278	18	278
04/12/2017	40	278	18	278
03/12/2017	40	278	18	278

Weekly SLA Customer Report

Customer BCH Production
Database ID 28



Database Performance BCHDB_Production

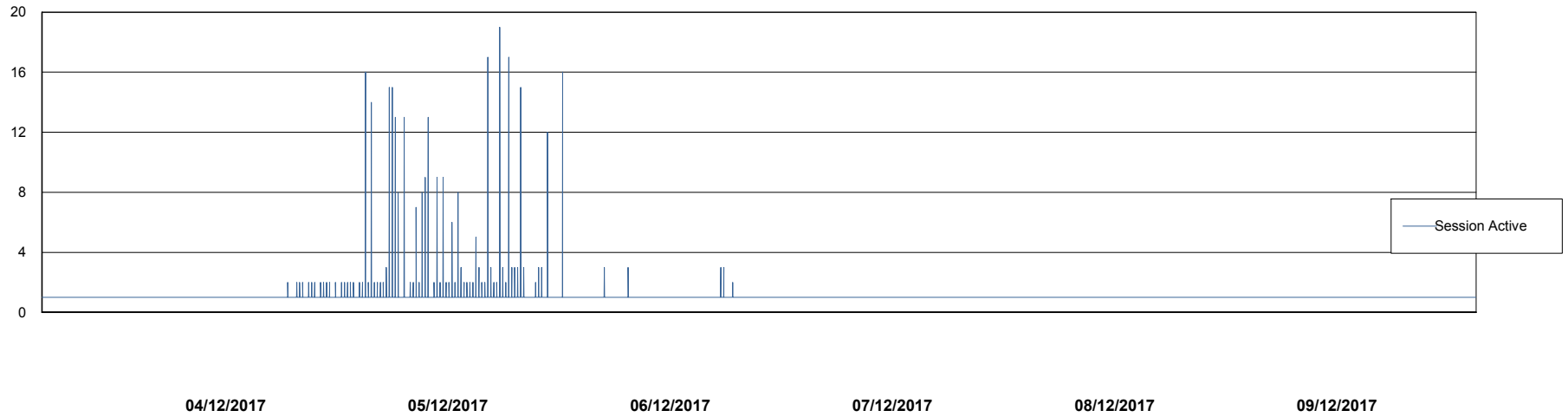
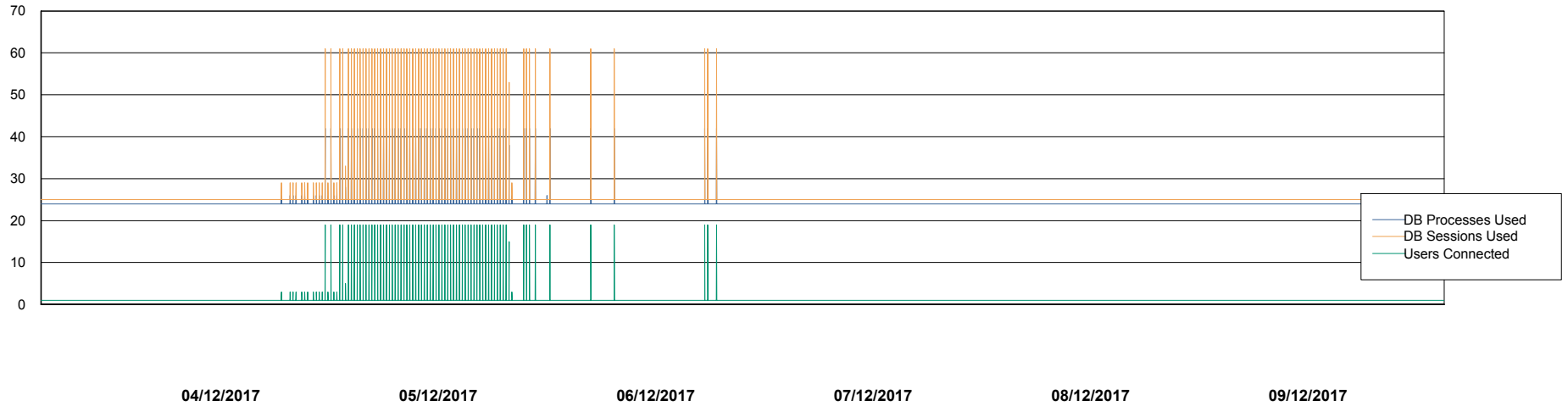


Weekly SLA Customer Report

Customer BCH Production
Database ID 28



Database Performance BCHDB_Standby



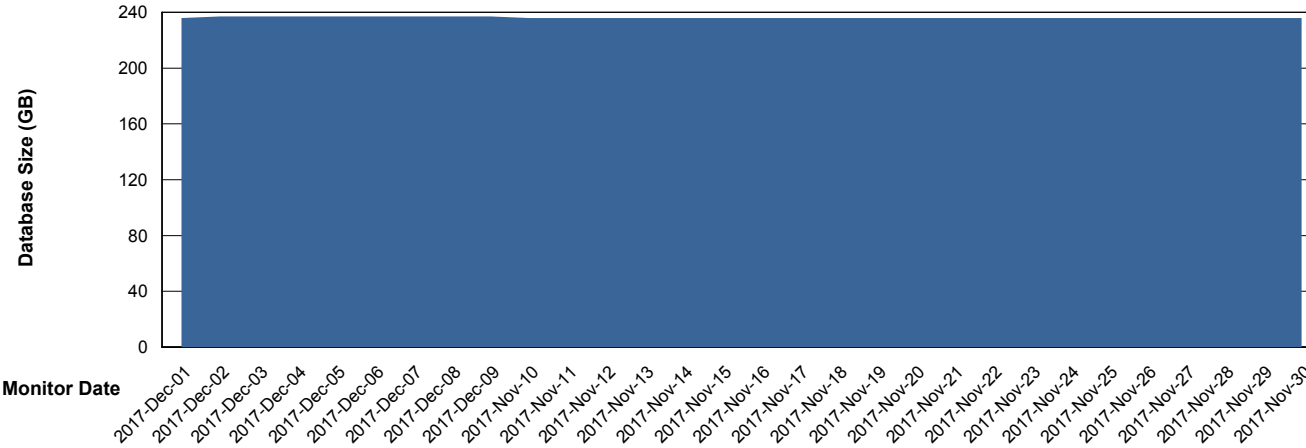
Weekly SLA Customer Report

Customer BCH Production
 Database ID 28



DATABASE SIZE BCHDB_Production

Database growth over last month



Database Tablespace BCHDB_Production

Date	Tablespace Name	Filesize (Gb)	Usedsize (Gb)	Percentage free
09/12/2017	ABSDATA	2	41	20
	INDX	2	192	15
08/12/2017	ABSDATA	2	41	20
	INDX	2	192	15
07/12/2017	ABSDATA	2	41	20
	INDX	2	192	15
06/12/2017	ABSDATA	2	41	20
	INDX	2	192	15
05/12/2017	ABSDATA	2	41	20
	INDX	2	192	15
04/12/2017	ABSDATA	2	41	20
	INDX	2	192	15
03/12/2017	ABSDATA	2	41	20
	INDX	2	192	15

Weekly SLA Customer Report

Customer BCH Production
Database ID 28



Standby Database Health BCH Production

Recovery lag for last 7 days

