

# Weekly SLA Customer Report

Customer PCO Production  
Database ID 44



## Harddisk Usage PCO\_PRD\_ORACLE1

	Free disk space on c: (%)	Total disk space on c: (Gb)	Free disk space on d: (%)	Total disk space on d: (Gb)
02/12/2017	61	279	22	838
01/12/2017	61	279	25	838
30/11/2017	61	279	26	838
29/11/2017	61	279	25	838
28/11/2017	61	279	31	838
27/11/2017	61	279	29	838
26/11/2017	61	279	24	838

## Harddisk Usage PCO\_PRD\_ORACLE2

	Free disk space on c: (%)	Total disk space on c: (Gb)	Free disk space on d: (%)	Total disk space on d: (Gb)
02/12/2017	76	279	46	838
01/12/2017	76	279	46	838
30/11/2017	76	279	47	838
29/11/2017	76	279	47	838
28/11/2017	76	279	32	838
27/11/2017	76	279	15	838
26/11/2017	76	279	15	838

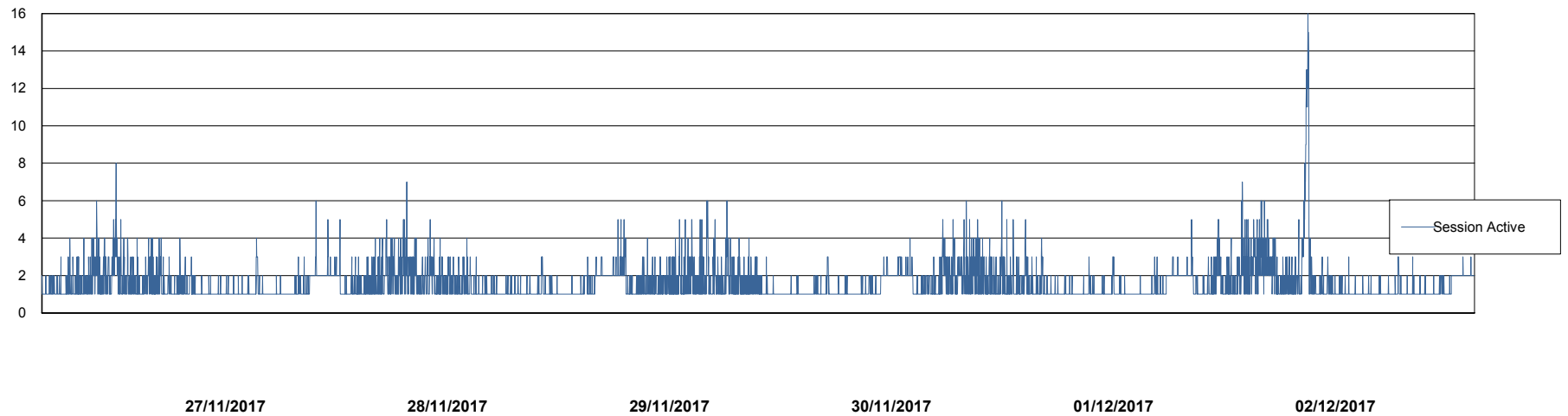
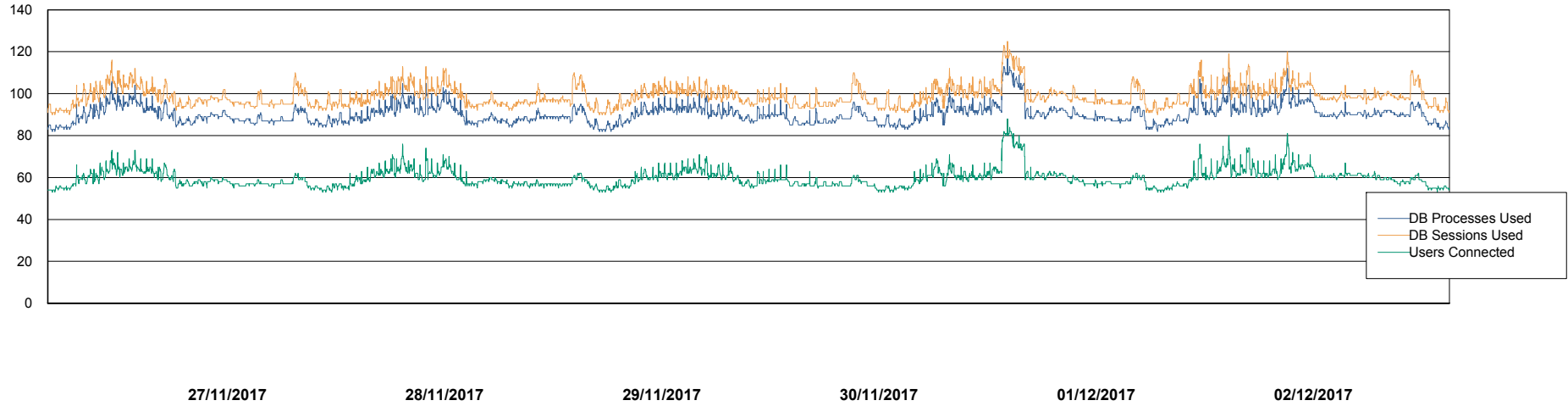
# Weekly SLA Customer Report

Customer PCO Production  
Database ID 44



## Database Performance PCODB\_Production

DB Processes Max 300  
DB Sessions Max 480



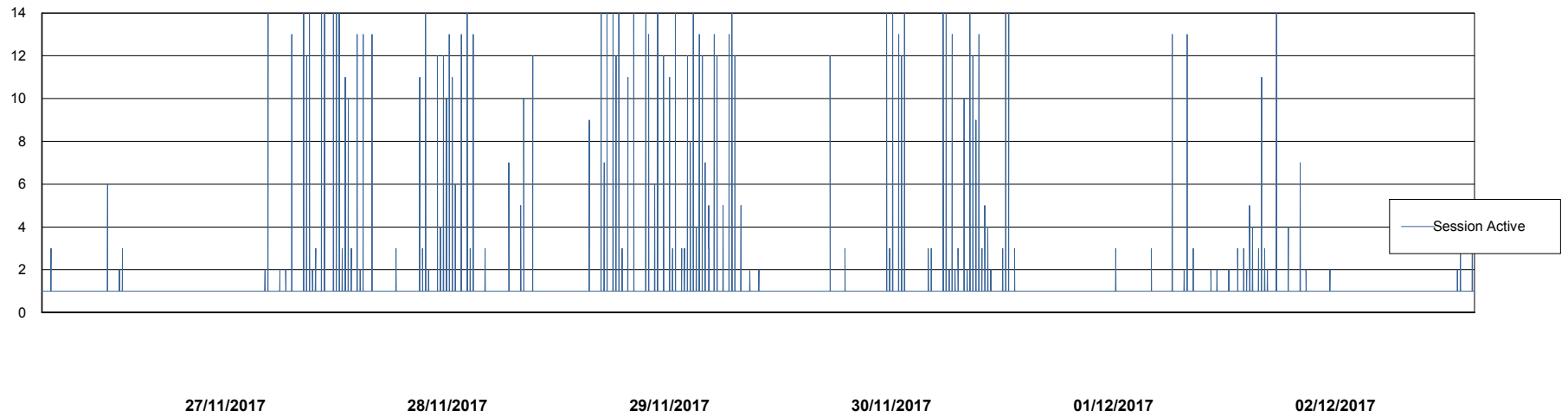
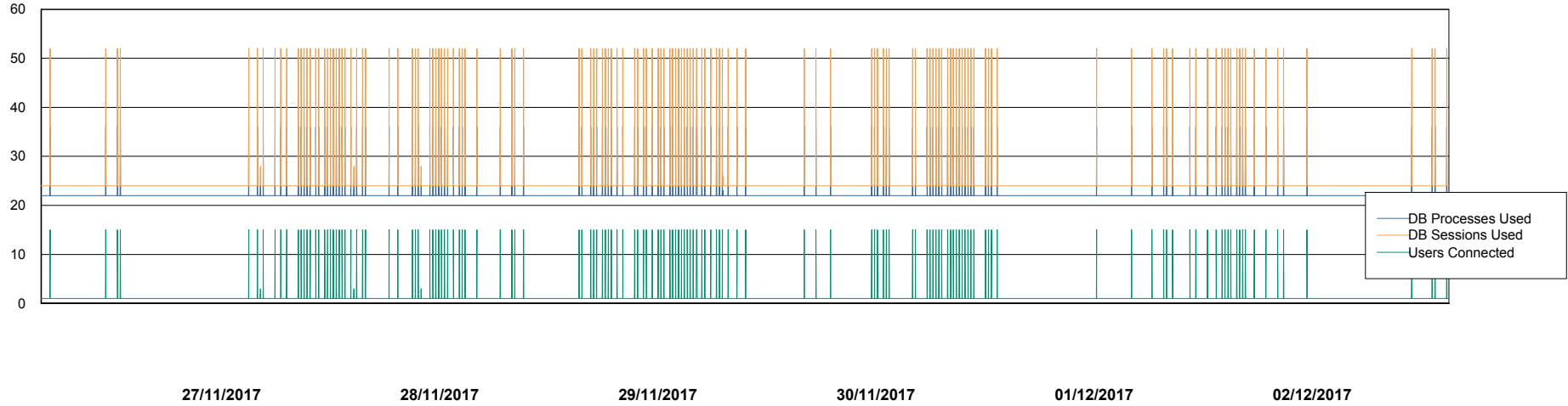
# Weekly SLA Customer Report

Customer PCO Production  
Database ID 44



## Database Performance PCODB\_Standby

DB Processes Max 520  
DB Sessions Max 804



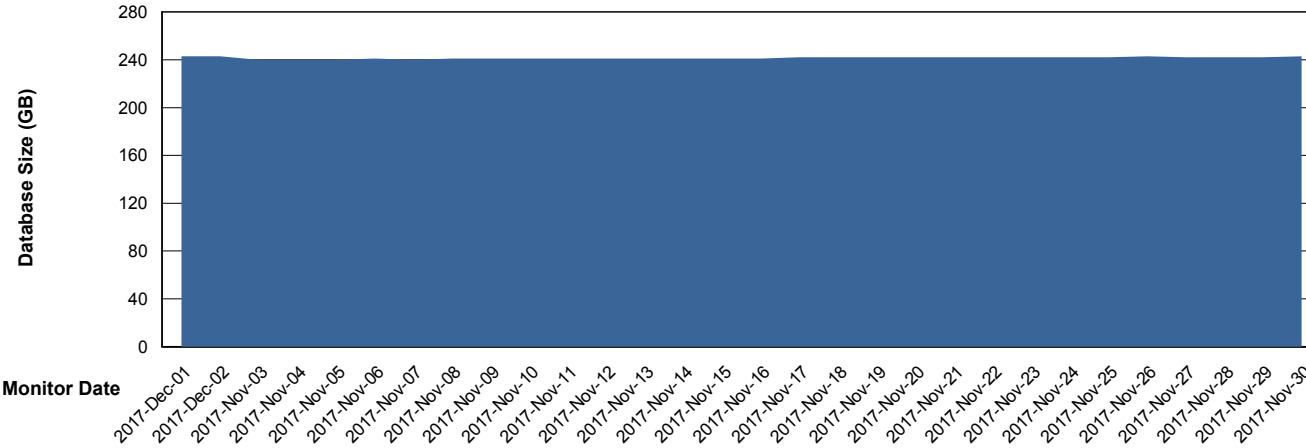
# Weekly SLA Customer Report

Customer PCO Production  
 Database ID 44



DATABASE SIZE PCODB\_Production

## Database growth over last month



Database Tablespace PCODB\_Production

Date	Tablespace Name	Filesize (Gb)	Usedsize (Gb)	Percentage free
02/12/2017	ABSDATA	2	84	18
	INDX	2	157	16
01/12/2017	ABSDATA	2	84	18
	INDX	2	157	16
30/11/2017	ABSDATA	2	84	18
	INDX	2	157	16
29/11/2017	ABSDATA	2	84	18
	INDX	2	156	17
28/11/2017	ABSDATA	2	84	18
	INDX	2	156	17
27/11/2017	ABSDATA	2	84	18
	INDX	2	156	17
26/11/2017	ABSDATA	2	84	18
	INDX	2	156	17

# Weekly SLA Customer Report

Customer PCO Production  
Database ID 44



Standby Database Health      PCO Production

## Recovery lag for last 7 days

