

Weekly SLA Customer Report

Customer LLG_Production
Database ID 53



Harddisk Usage LLG_PRD_BI01

	Free disk space on c: (%)	Total disk space on c: (Gb)
02/12/2017	52	559
01/12/2017	52	559
30/11/2017	52	559
29/11/2017	52	559
28/11/2017	52	559
27/11/2017	52	559
26/11/2017	52	559

Harddisk Usage LLG_PRD_ORA01

	Free disk space on c: (%)	Total disk space on c: (Gb)	Free disk space on d: (%)	Total disk space on d: (Gb)
02/12/2017	87	1,117	29	600
01/12/2017	87	1,117	29	600
30/11/2017	87	1,117	29	600
29/11/2017	87	1,117	29	600
28/11/2017	87	1,117	32	600
27/11/2017	87	1,117	22	600
26/11/2017	87	1,117	14	600

Weekly SLA Customer Report

Customer LLG_Production
Database ID 53



Harddisk Usage LLG_PRD_ORA02

	Free disk space on c: (%)	Total disk space on c: (Gb)	Free disk space on d: (%)	Total disk space on d: (Gb)
02/12/2017	77	279	17	600
01/12/2017	78	279	17	600
30/11/2017	78	279	17	600
29/11/2017	78	279	17	600
28/11/2017	78	279	18	600
27/11/2017	78	279	18	600
26/11/2017	78	279	18	600

Harddisk Usage LLG_PRD_vABS01

	Free disk space on c: (%)	Total disk space on c: (Gb)	Free disk space on d: (%)	Total disk space on d: (Gb)
02/12/2017	29	180	76	150
01/12/2017	29	180	76	150
30/11/2017	29	180	76	150
29/11/2017	29	180	76	150
28/11/2017	29	180	76	150
27/11/2017	29	180	76	150
26/11/2017	29	180	76	150

Weekly SLA Customer Report

Customer LLG_Production
Database ID 53



Harddisk Usage LLG_PRD_vABS02

	Free disk space on c: (%)	Total disk space on c: (Gb)	Free disk space on d: (%)	Total disk space on d: (Gb)
02/12/2017	31	170	63	150
01/12/2017	31	170	63	150
30/11/2017	31	170	63	150
29/11/2017	31	170	63	150
28/11/2017	31	170	63	150
27/11/2017	31	170	63	150
26/11/2017	31	170	63	150

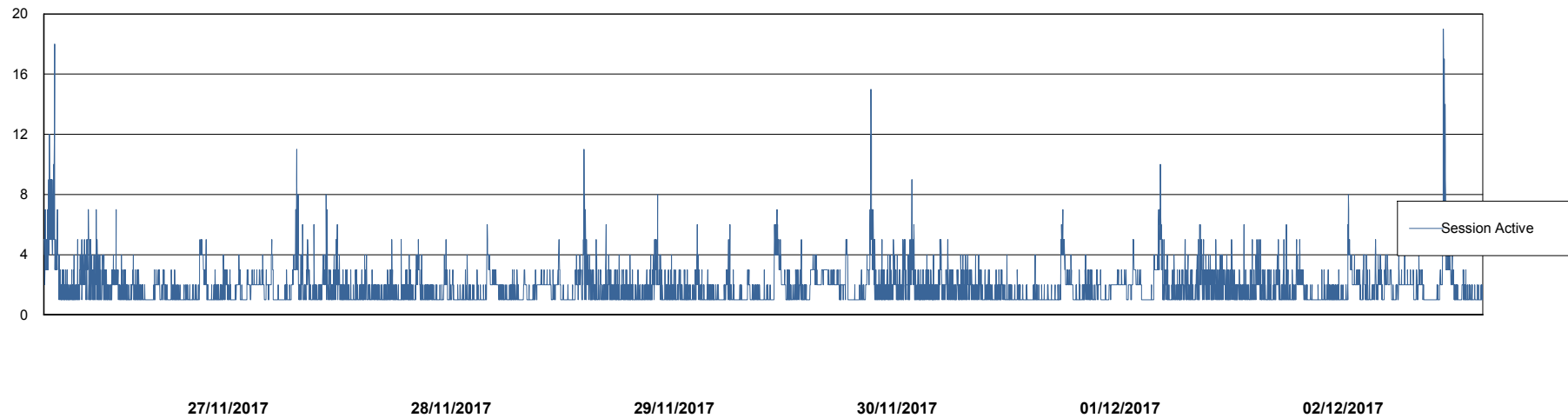
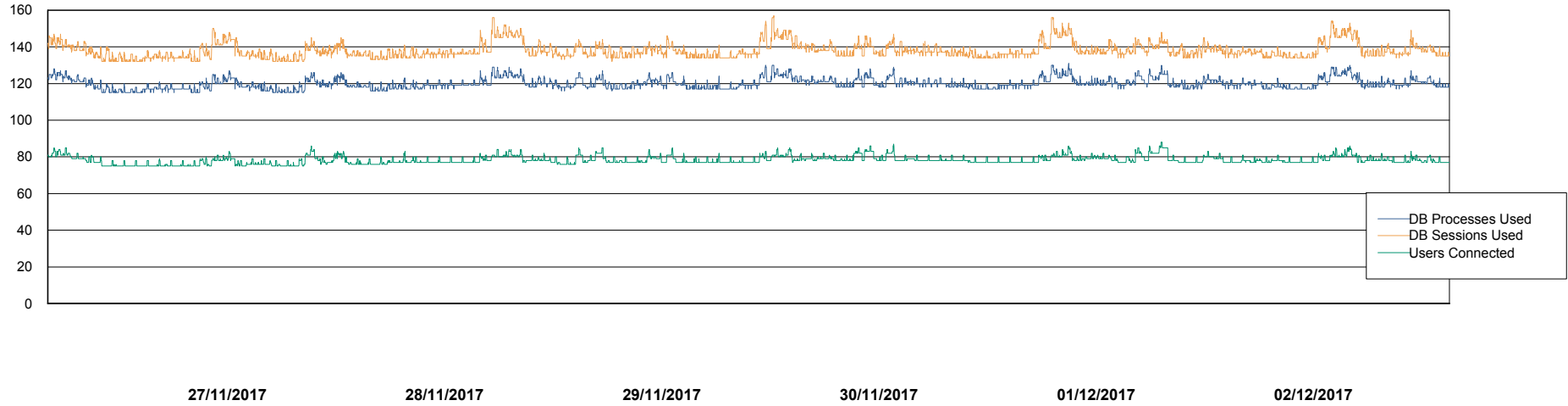
Weekly SLA Customer Report

Customer LLG_Production
Database ID 53



Database Performance LLGDB_Production

DB Processes Max 520
DB Sessions Max 804



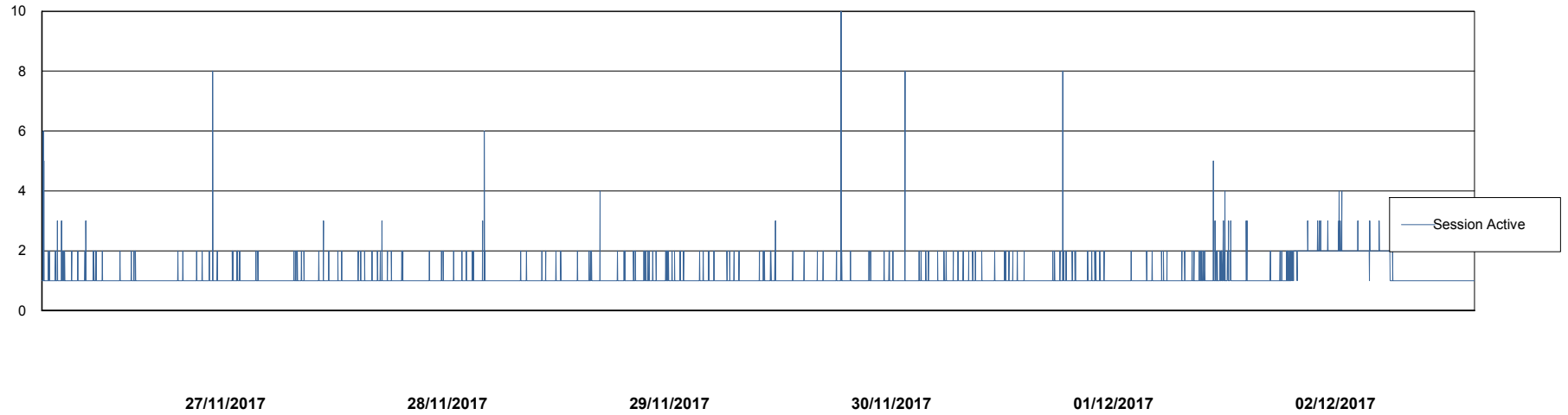
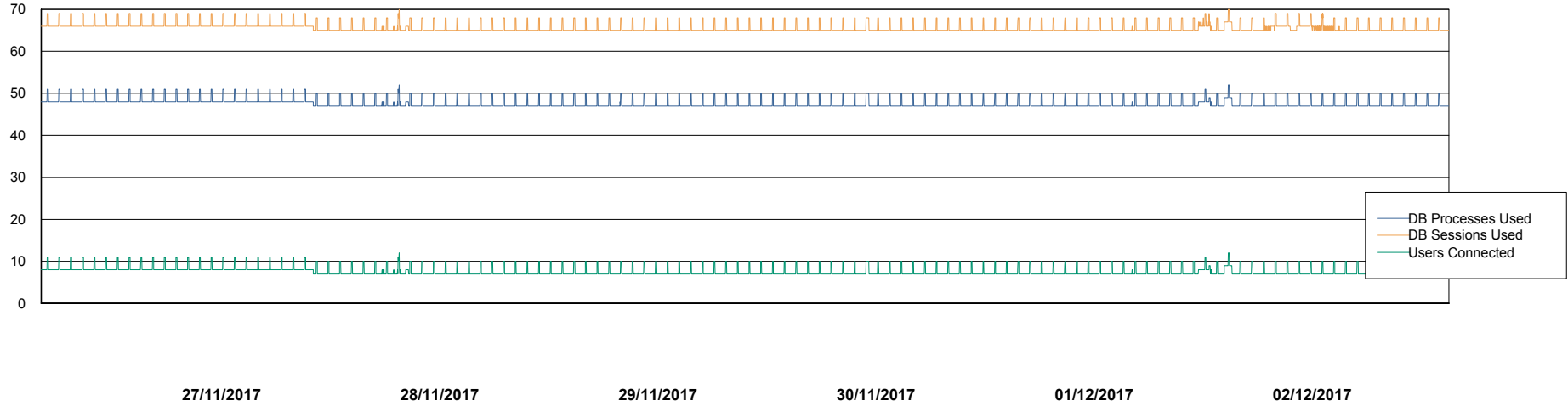
Weekly SLA Customer Report

Customer LLG_Production
Database ID 53



Database Performance LLGDB_Standby

DB Processes Max 520
DB Sessions Max 804



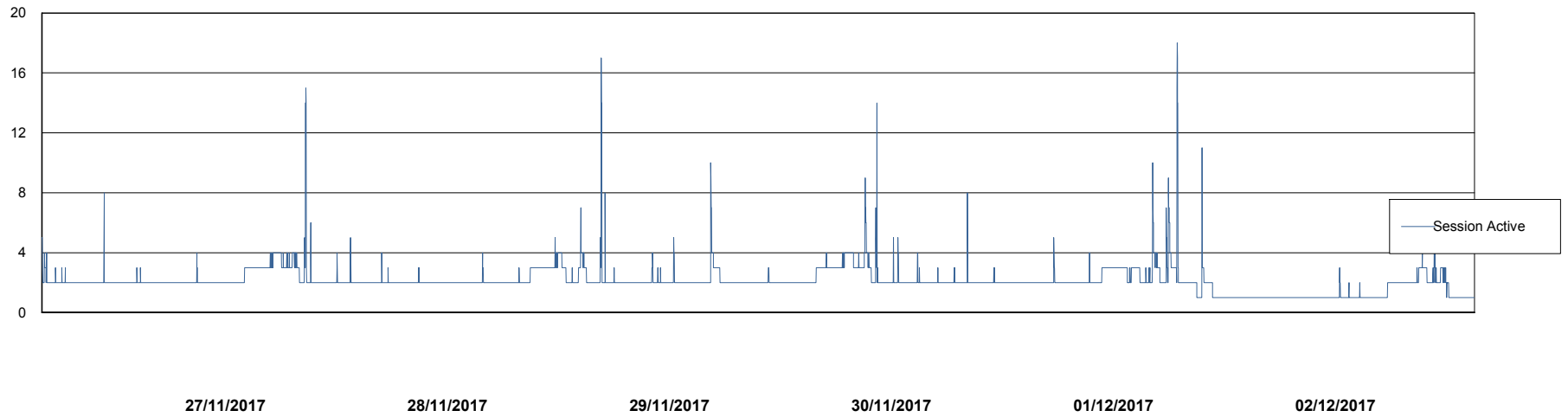
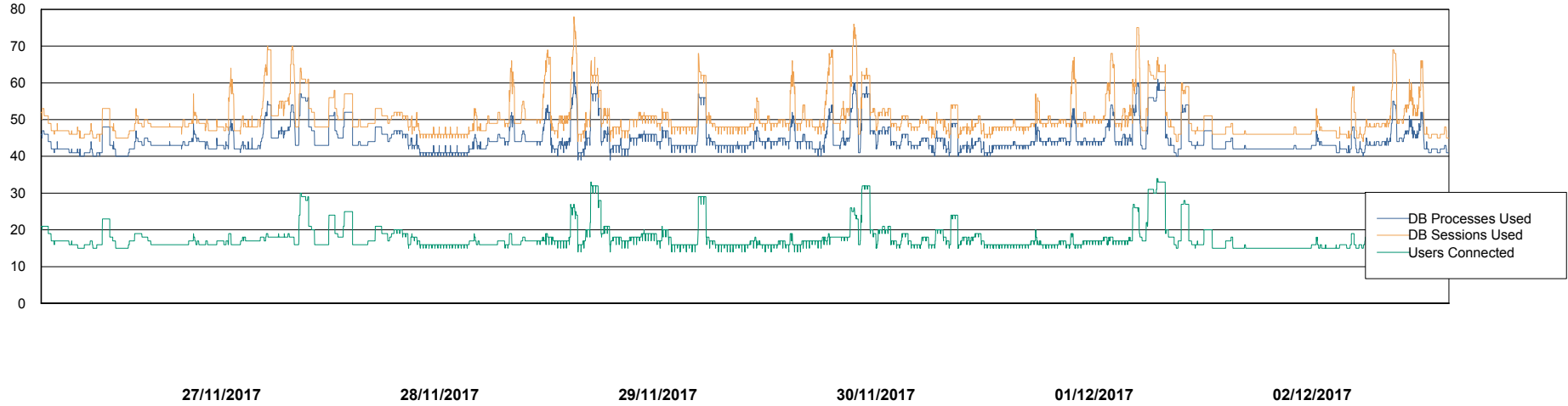
Weekly SLA Customer Report

Customer LLG_Production
Database ID 53



Database Performance LLGDBBI_Production

DB Processes Max 500
DB Sessions Max 780



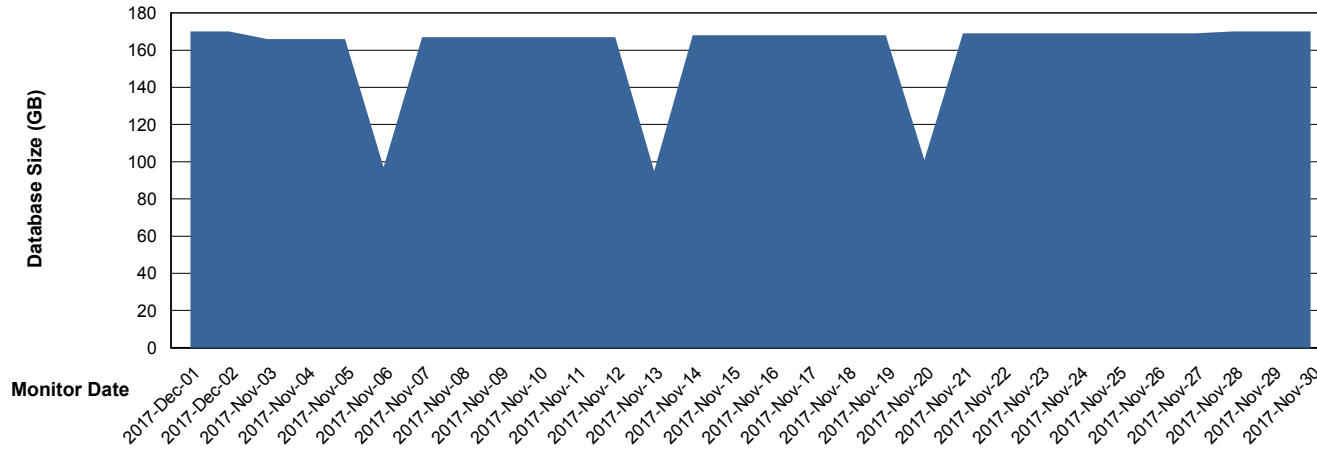
Weekly SLA Customer Report

Customer LLG_Production
Database ID 53



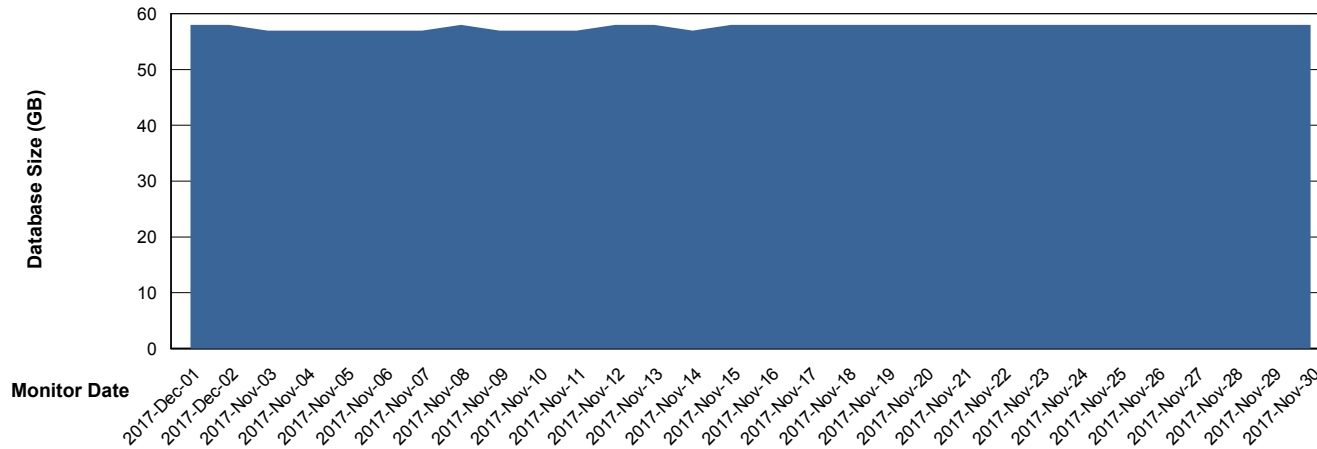
DATABASE SIZE LLGDB_Production

Database growth over last month



DATABASE SIZE LLGDBBI_Production

Database growth over last month



Weekly SLA Customer Report

Customer LLG_Production
Database ID 53



Database Tablespace		LLGDB_Production		
Date	Tablespace Name	Filesize (Gb)	Usedsize (Gb)	Percentage free
02/12/2017	ABSDATA	2	76	16
	INDX	2	91	15
01/12/2017	ABSDATA	2	76	16
	INDX	2	91	15
30/11/2017	ABSDATA	2	76	16
	INDX	2	91	15
29/11/2017	ABSDATA	2	76	16
	INDX	2	91	15
28/11/2017	ABSDATA	2	76	16
	INDX	2	91	15
27/11/2017	ABSDATA	2	76	16
	INDX	2	91	15
26/11/2017	ABSDATA	2	76	16
	INDX	2	91	15

Weekly SLA Customer Report

Customer LLG_Production
 Database ID 53



Database Tablespace		LLGDBBI_Production		
Date	Tablespace Name	Filesize (Gb)	Usedsize (Gb)	Percentage free
02/12/2017	ABSDATA	2	28	20
	INDX	2	26	19
01/12/2017	ABSDATA	2	28	20
	INDX	2	26	19
30/11/2017	ABSDATA	2	28	20
	INDX	2	26	19
29/11/2017	ABSDATA	2	28	20
	INDX	2	26	19
28/11/2017	ABSDATA	2	28	20
	INDX	2	26	19
27/11/2017	ABSDATA	2	28	20
	INDX	2	26	19
26/11/2017	ABSDATA	2	28	20
	INDX	2	26	19

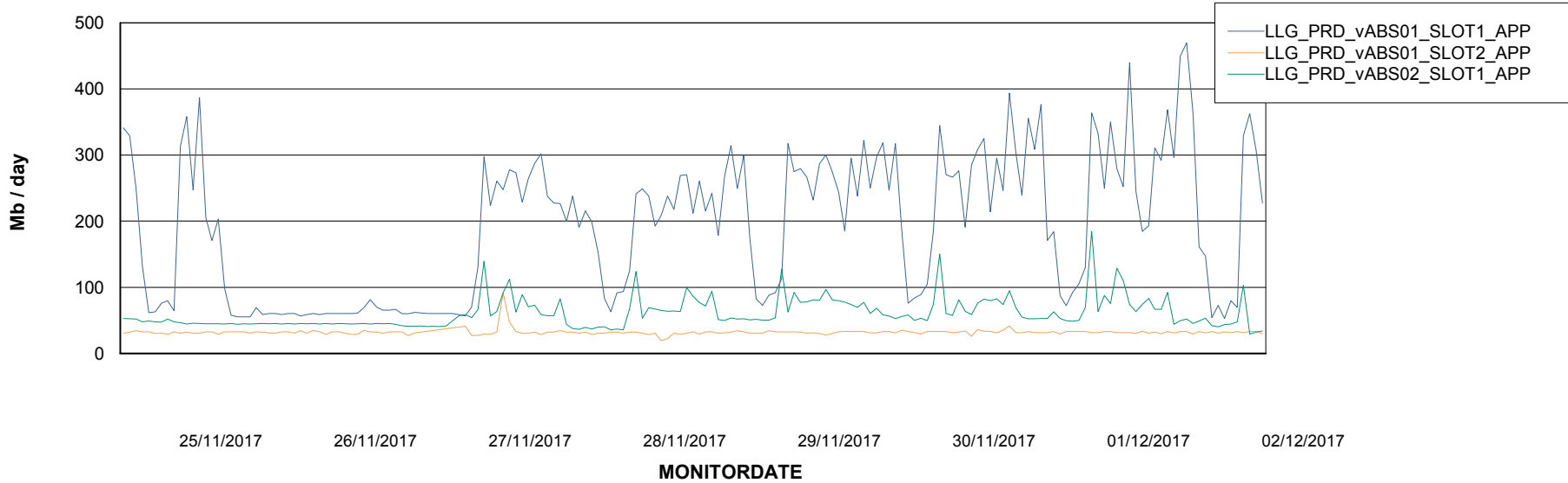
Weekly SLA Customer Report

Customer LLG_Production
Database ID 53

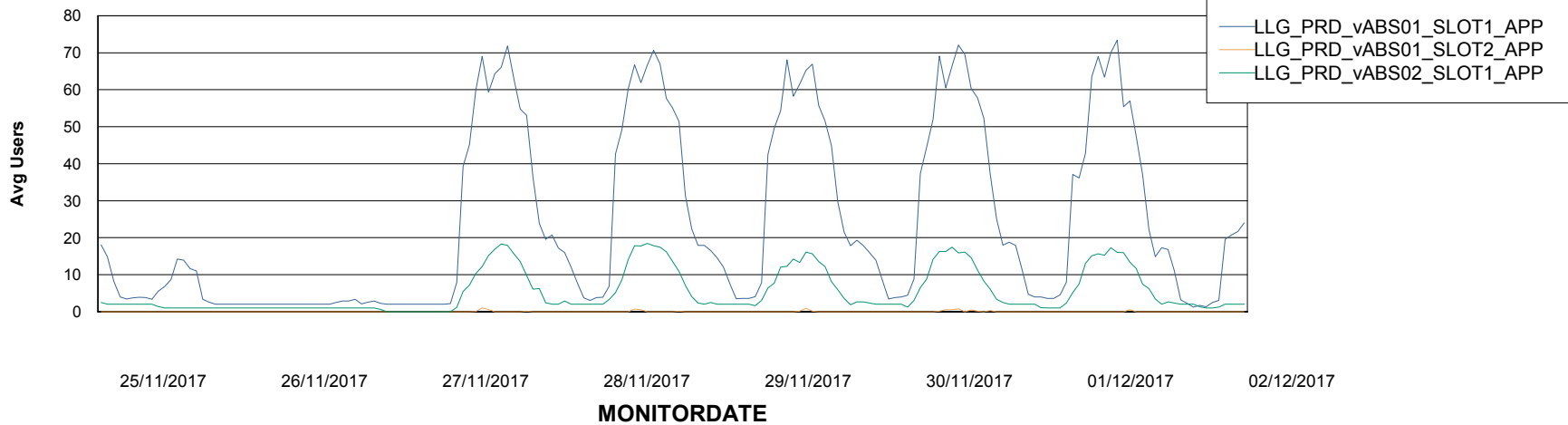


ABSolute Application Server Services

Avg memory used per ABS Server Service



Avg users per day per ABS server



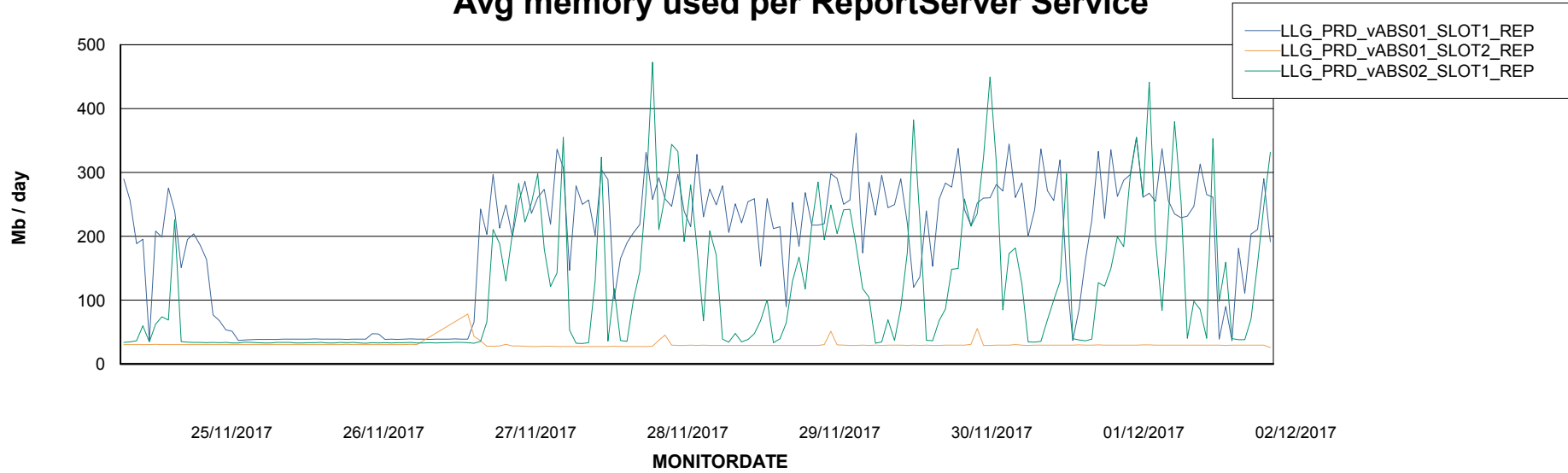
Weekly SLA Customer Report

Customer LLG_Production
Database ID 53



ABSSolute Application ReportServer Services

Avg memory used per ReportServer Service



Disaster per ABS component

