

# Weekly SLA Customer Report

Customer BCH Production  
 Database ID 28



Harddisk Usage BCH\_PRD\_ORCDB1

	Free disk space on c: (%)	Total disk space on c: (Gb)	Free disk space on d: (%)	Total disk space on d: (Gb)
18-11-2017	40	278	18	278
17-11-2017	40	278	18	278
16-11-2017	40	278	18	278
15-11-2017	40	278	18	278
14-11-2017	40	278	18	278
13-11-2017	40	278	18	278
12-11-2017	40	278	18	278

Harddisk Usage BCH\_PRD\_ORCDB2

	Free disk space on c: (%)	Total disk space on c: (Gb)	Free disk space on d: (%)	Total disk space on d: (Gb)
18-11-2017	41	278	18	278
17-11-2017	41	278	18	278
16-11-2017	41	278	18	278
15-11-2017	41	278	18	278
14-11-2017	41	278	18	278
13-11-2017	41	278	18	278
12-11-2017	41	278	18	278

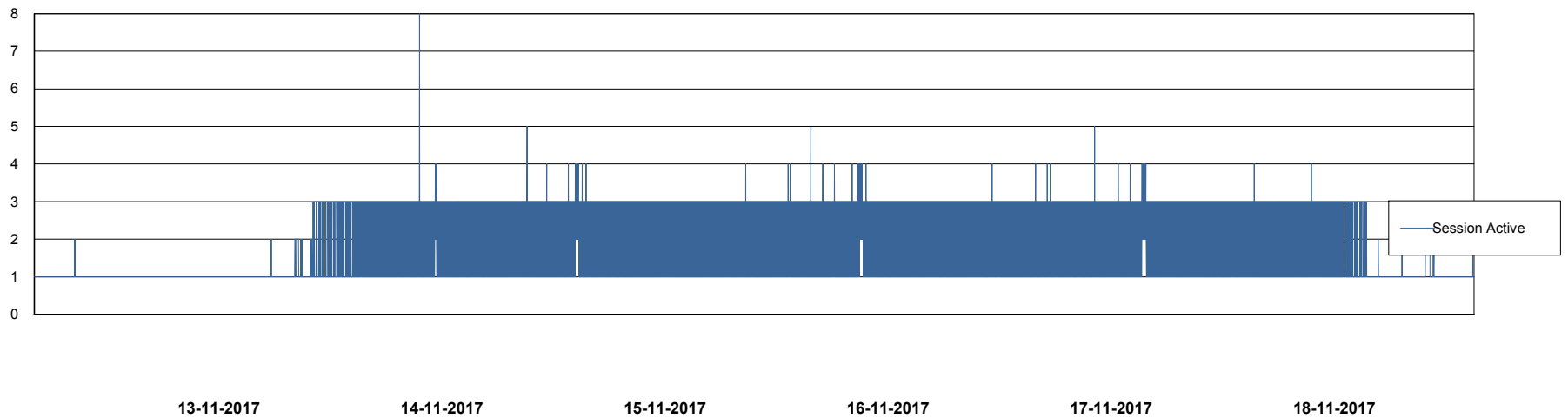
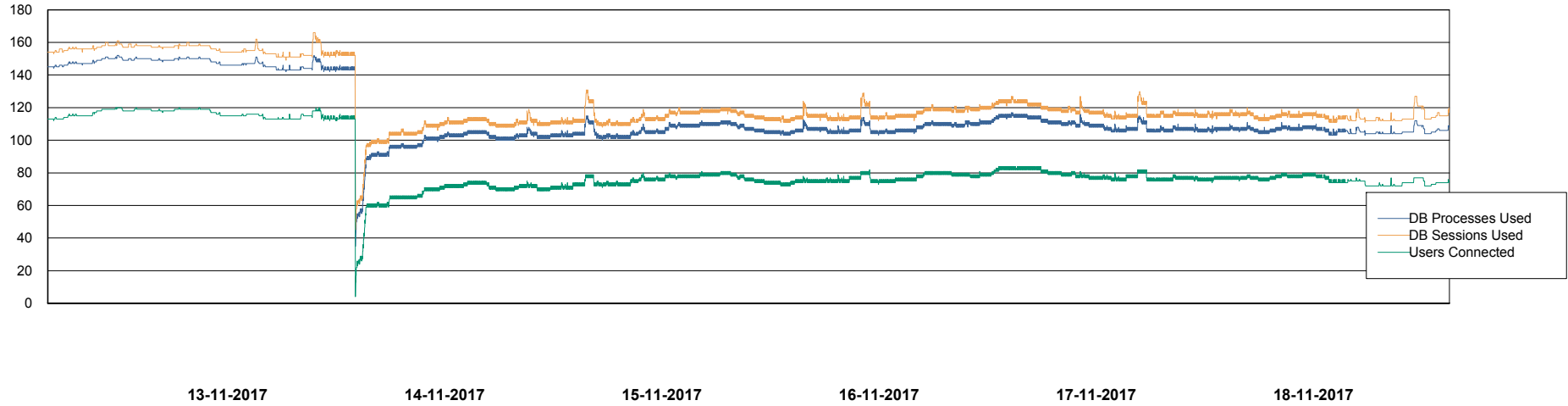
# Weekly SLA Customer Report

Customer BCH Production  
Database ID 28



## Database Performance BCHDB\_Production

DB Processes Max 600  
DB Sessions Max 928



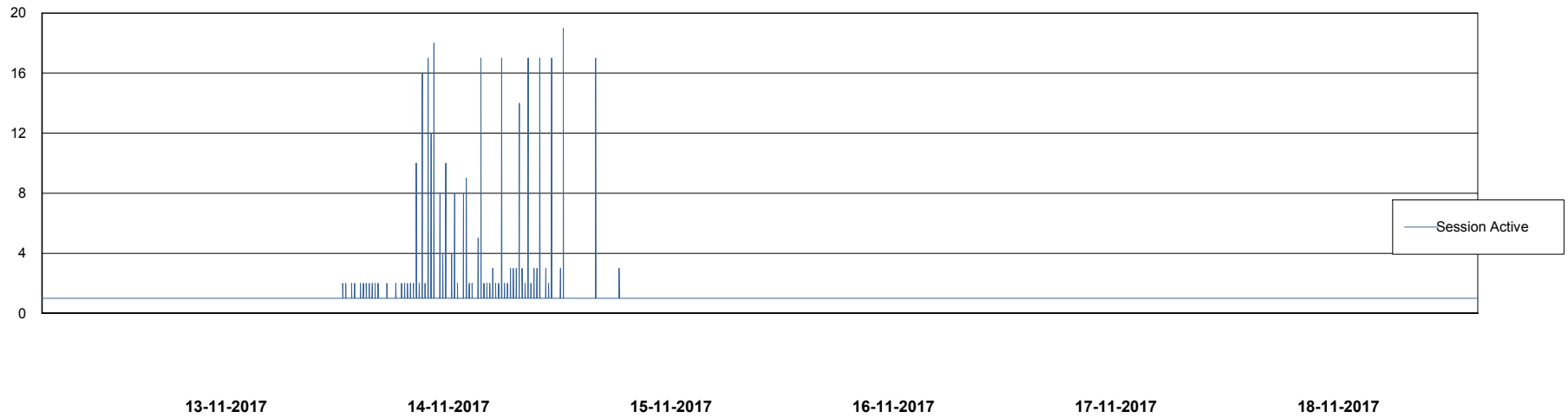
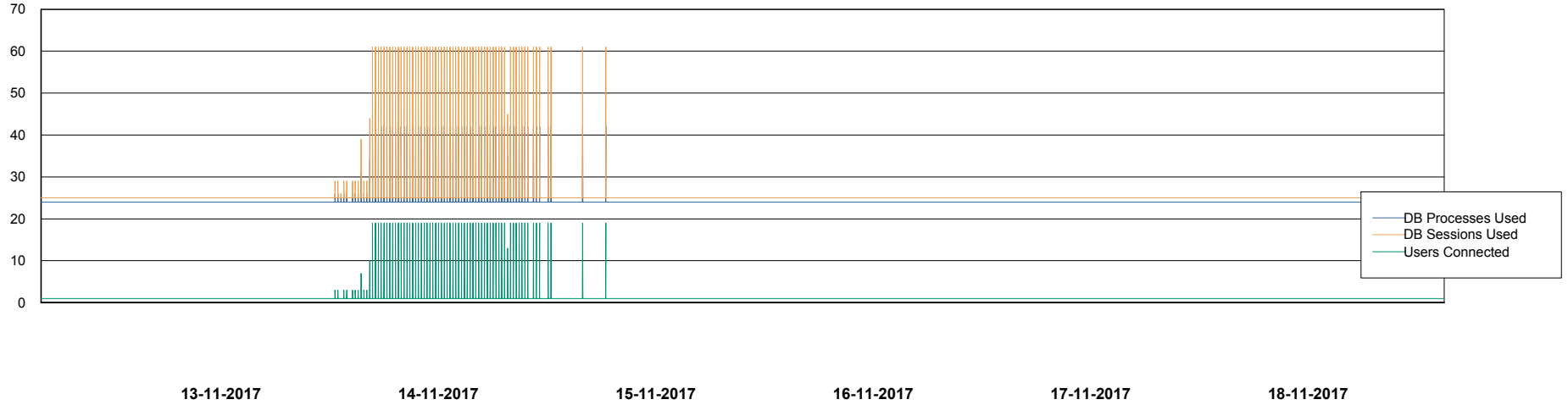
# Weekly SLA Customer Report

Customer BCH Production  
Database ID 28



## Database Performance BCHDB\_Standby

DB Processes Max 150  
DB Sessions Max 256



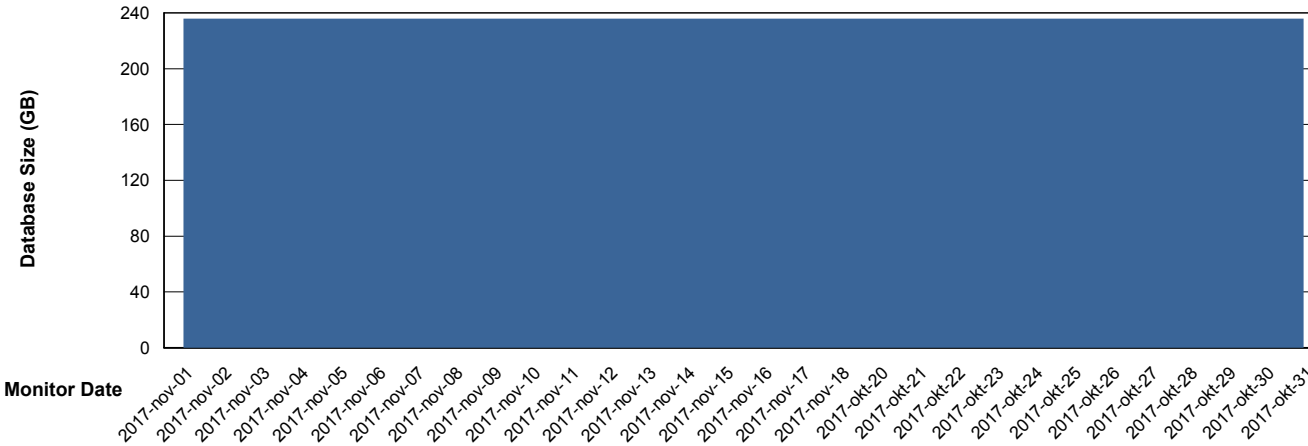
# Weekly SLA Customer Report

Customer BCH Production  
 Database ID 28



DATABASE SIZE BCHDB\_Production

## Database growth over last month



Database Tablespace BCHDB\_Production

Date	Tablespace Name	Filesize (Gb)	Usedsize (Gb)	Percentage free
18-11-2017	ABSDATA	2	41	20
	INDX	2	192	15
17-11-2017	ABSDATA	2	41	20
	INDX	2	192	15
16-11-2017	ABSDATA	2	41	20
	INDX	2	192	15
15-11-2017	ABSDATA	2	41	20
	INDX	2	192	15
14-11-2017	ABSDATA	2	41	20
	INDX	2	192	15
13-11-2017	ABSDATA	2	41	20
	INDX	2	192	15
12-11-2017	ABSDATA	2	41	20
	INDX	2	192	15

# Weekly SLA Customer Report

Customer BCH Production  
Database ID 28



Standby Database Health BCH Production

## Recovery lag for last 7 days

