

# Weekly SLA Customer Report

Customer SNG\_Production  
 Database ID 70



Harddisk Usage SNG\_PRD\_ORACLE1

	Free disk space on / (%)	Total disk space on / (Gb)	Used disk space on / (Gb)	Free disk space on /home (%)	Free disk space on /u02 (%)	Total disk space on /u02 (Gb)	Used disk space on /u02 (Gb)
11-11-2017	99	11	0	99	35	400	258
10-11-2017	99	11	0	99	33	400	269
9-11-2017	99	11	0	99	33	400	267
8-11-2017	99	11	0	99	34	400	264
7-11-2017	99	11	0	99	35	400	261
6-11-2017	99	11	0	99	35	400	259
5-11-2017	99	11	0	99	36	400	257

Harddisk Usage SNG\_PRD\_SVR1\_ABSAPP1

	Free disk space on c: (%)	Total disk space on c: (Gb)	Free disk space on d: (%)	Total disk space on d: (Gb)
11-11-2017	60	40	70	80
10-11-2017	60	40	70	80
9-11-2017	60	40	70	80
8-11-2017	60	40	70	80
7-11-2017	60	40	70	80
6-11-2017	60	40	70	80
5-11-2017	60	40	70	80

# Weekly SLA Customer Report

Customer SNG\_Production  
Database ID 70



## Harddisk Usage SNG\_PRD\_SVR1\_ABSWEB1

	Free disk space on c: (%)	Total disk space on c: (Gb)
11-11-2017	49	40
10-11-2017	49	40
9-11-2017	49	40
8-11-2017	49	40
7-11-2017	49	40
6-11-2017	49	40
5-11-2017	49	40

## Harddisk Usage SNG\_PRD\_SVR1\_ABSWEB2

	Free disk space on c: (%)	Total disk space on c: (Gb)
11-11-2017	54	40
10-11-2017	54	40
9-11-2017	54	40
8-11-2017	54	40
7-11-2017	54	40
6-11-2017	54	40
5-11-2017	54	40

# Weekly SLA Customer Report

Customer SNG\_Production  
Database ID 70



Harddisk Usage SNG\_PRD\_SVR2\_ABSAPP2

	Free disk space on c: (%)	Total disk space on c: (Gb)	Free disk space on d: (%)	Total disk space on d: (Gb)
11-11-2017	62	40	87	80
10-11-2017	62	40	87	80
9-11-2017	62	40	87	80
8-11-2017	62	40	87	80
7-11-2017	62	40	87	80
6-11-2017	62	40	87	80
5-11-2017	62	40	87	80

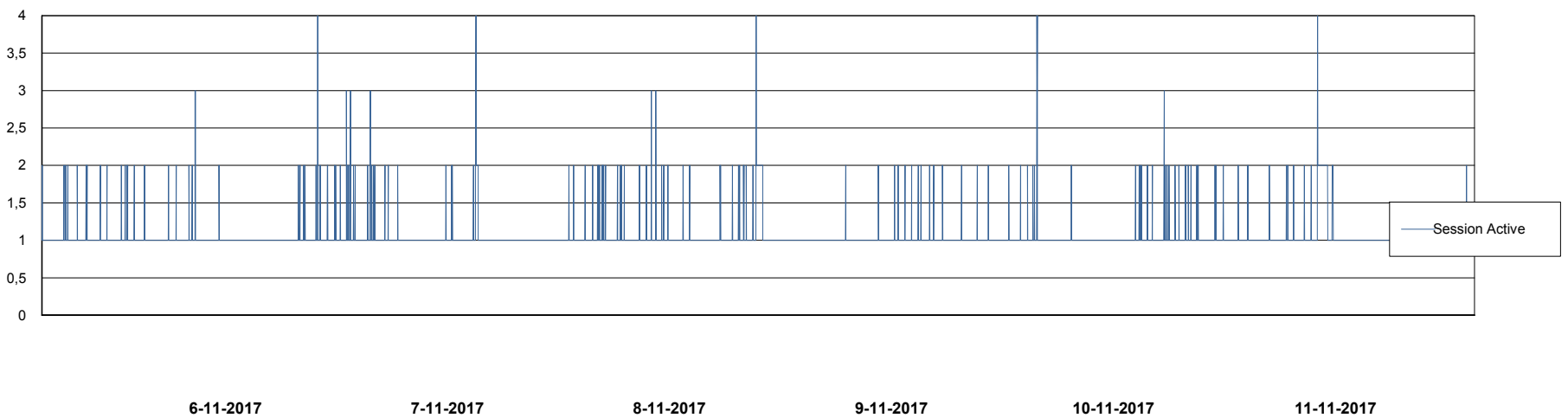
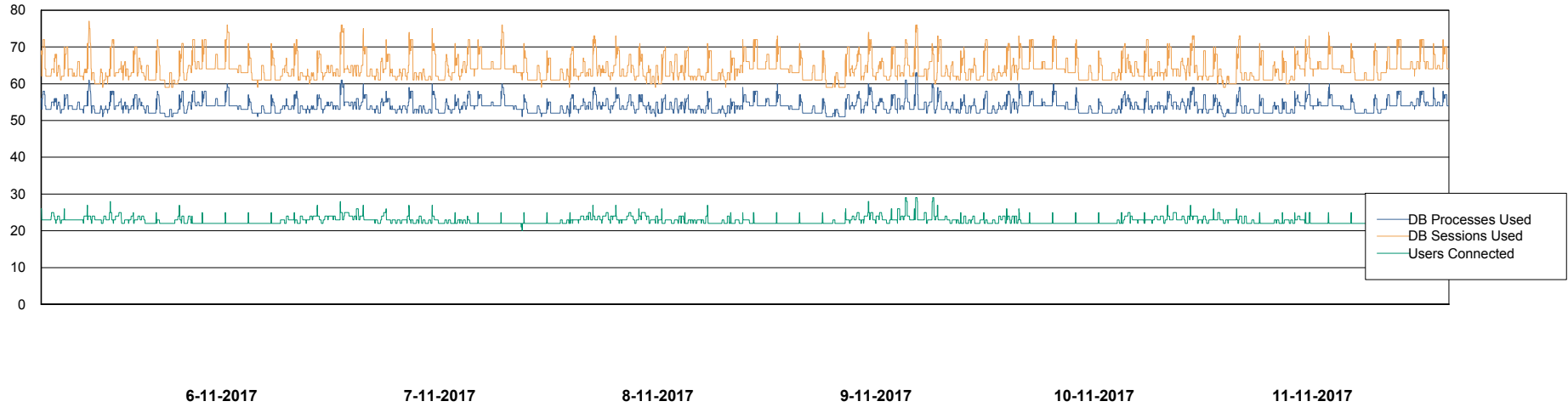
# Weekly SLA Customer Report

Customer SNG\_Production  
Database ID 70



## Database Performance SNGDB\_Production

DB Processes Max 500  
DB Sessions Max 792



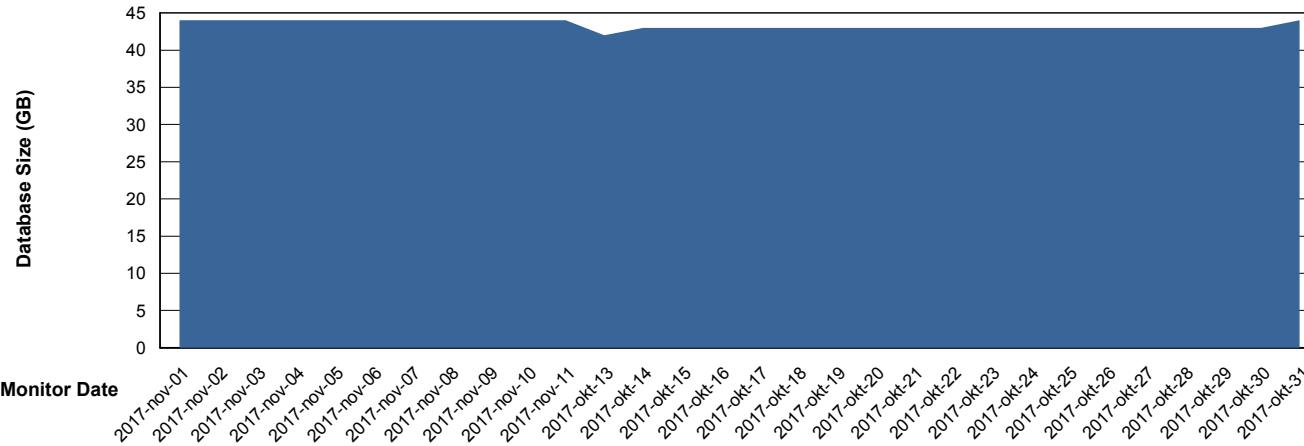
# Weekly SLA Customer Report

Customer SNG\_Production  
 Database ID 70



DATABASE SIZE SNGDB\_Production

Database growth over last month



Database Tablespace SNGDB\_Production

Date	Tablespace Name	Filesize (Gb)	Usedsize (Gb)	Percentage free
11-11-2017	ABSDATA	2	12	25
	INDX	2	32	20
10-11-2017	ABSDATA	2	12	25
	INDX	2	32	20
9-11-2017	ABSDATA	2	12	25
	INDX	2	32	20
8-11-2017	ABSDATA	2	11	31
	INDX	2	32	20
7-11-2017	ABSDATA	2	11	31
	INDX	2	31	23
6-11-2017	ABSDATA	2	11	31
	INDX	2	31	23
5-11-2017	ABSDATA	2	11	31
	INDX	2	31	23

# Weekly SLA Customer Report

---

Customer SNG\_Production  
Database ID 70



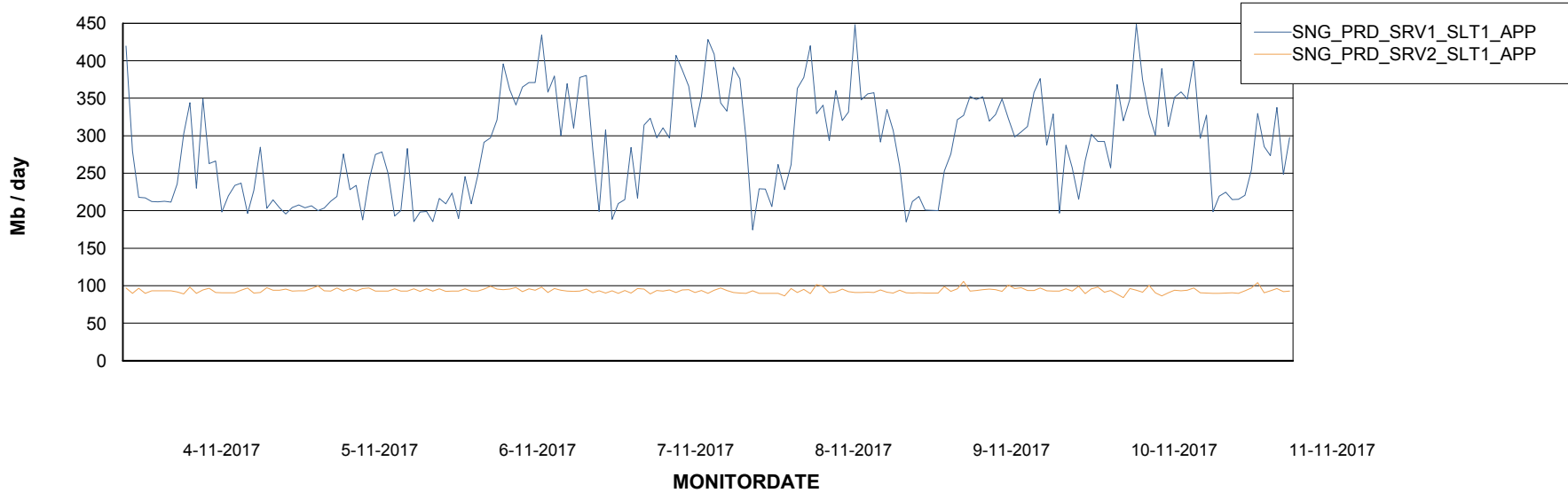
# Weekly SLA Customer Report

Customer SNG\_Production  
Database ID 70

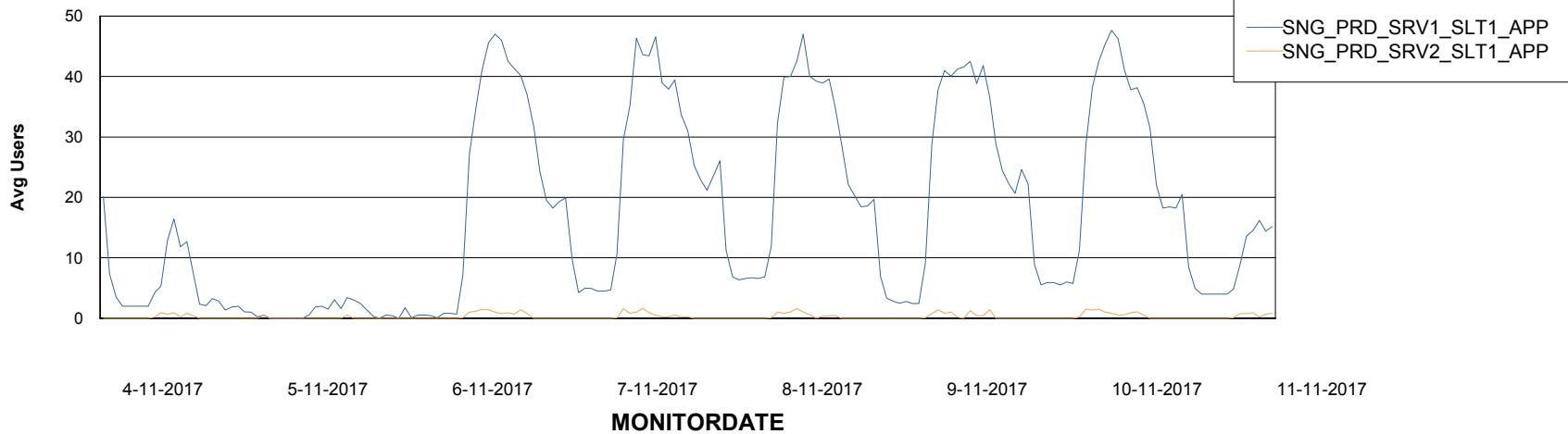


## ABSSolute Application Server Services

### Avg memory used per ABS Server Service



### Avg users per day per ABS server



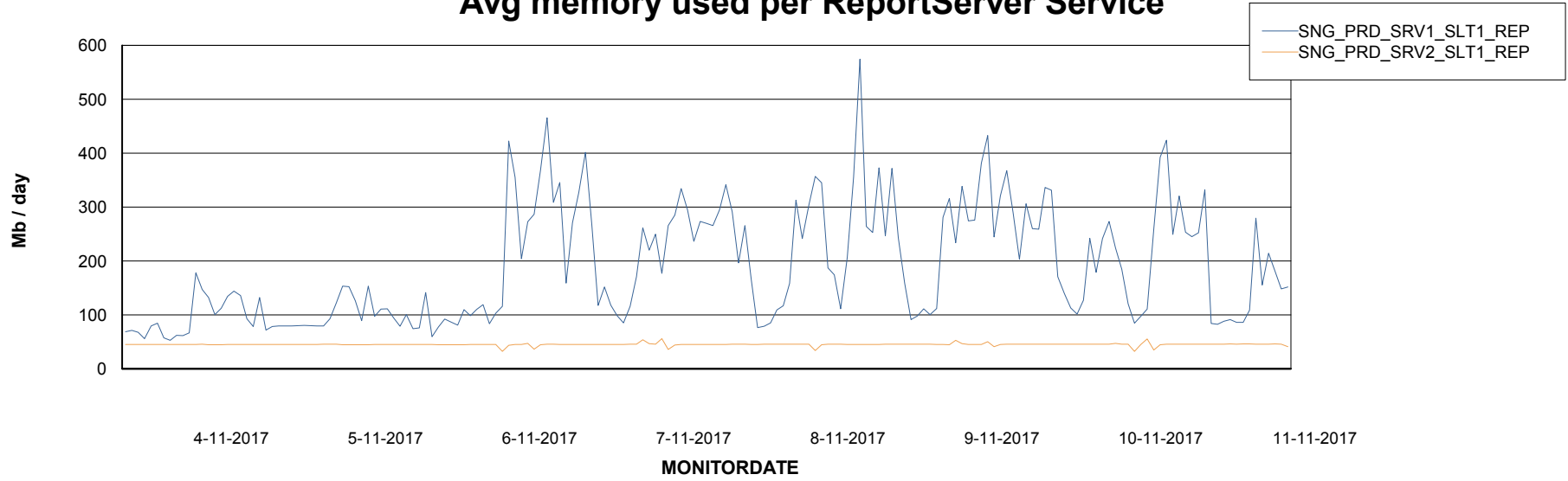
# Weekly SLA Customer Report

Customer SNG\_Production  
Database ID 70



## ABSSolute Application ReportServer Services

### Avg memory used per ReportServer Service



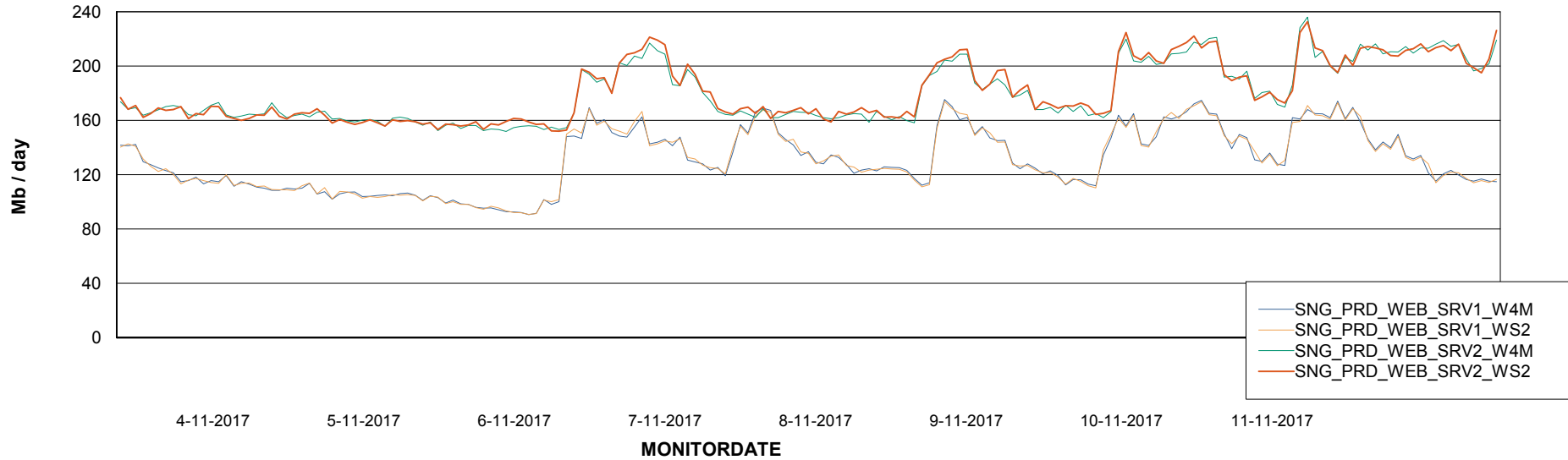
# Weekly SLA Customer Report

Customer SNG\_Production  
Database ID 70



## ABSSolute Web Component Services

### Avg memory used per ABS Web component



# Weekly SLA Customer Report

Customer SNG\_Production  
Database ID 70



## Disaster per ABS component

