

# Weekly SLA Customer Report

Customer PCO Production  
Database ID 44



## Harddisk Usage PCO\_PRD\_ORACLE1

	Free disk space on c: (%)	Total disk space on c: (Gb)	Free disk space on d: (%)	Total disk space on d: (Gb)
11-11-2017	62	279	24	838
10-11-2017	61	279	25	838
9-11-2017	61	279	26	838
8-11-2017	61	279	27	838
7-11-2017	61	279	32	838
6-11-2017	61	279	30	838
5-11-2017	61	279	25	838

## Harddisk Usage PCO\_PRD\_ORACLE2

	Free disk space on c: (%)	Total disk space on c: (Gb)	Free disk space on d: (%)	Total disk space on d: (Gb)
11-11-2017	76	279	21	838
10-11-2017	76	279	21	838
9-11-2017	76	279	21	838
8-11-2017	76	279	22	838
7-11-2017	76	279	22	838
6-11-2017	76	279	23	838
5-11-2017	76	279	23	838

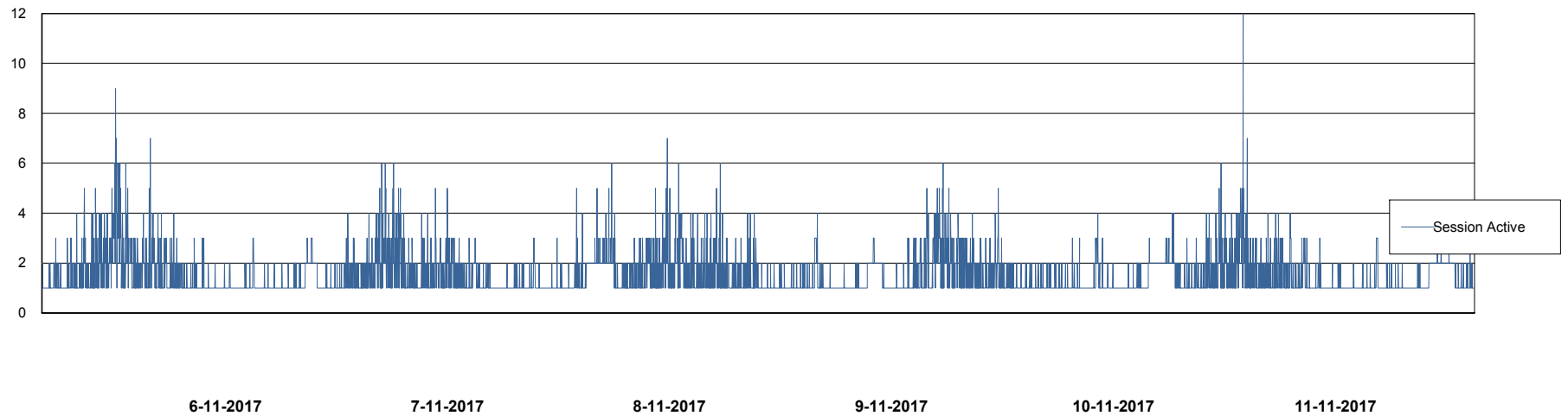
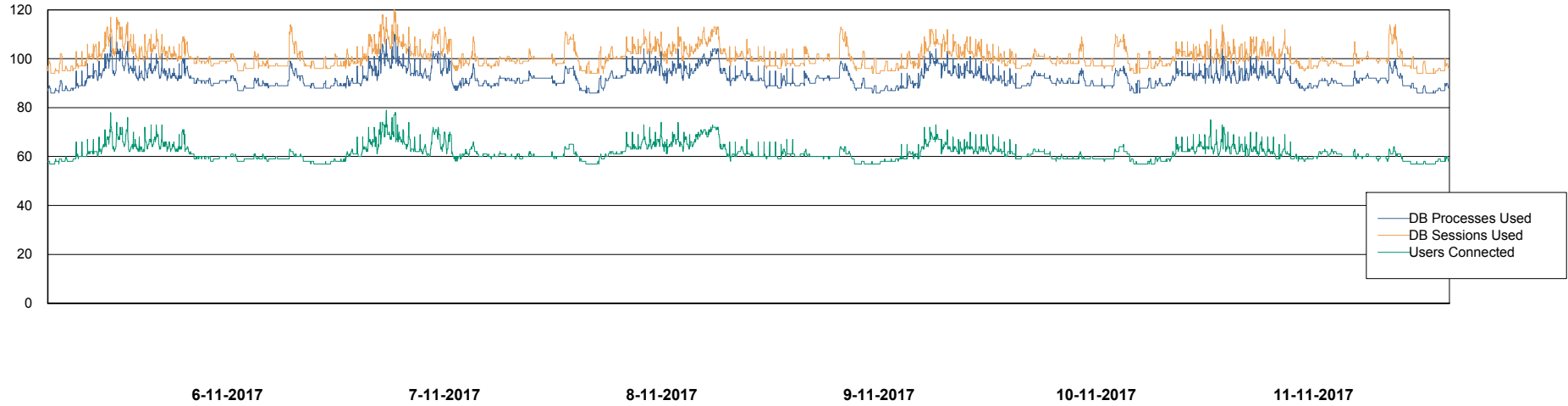
# Weekly SLA Customer Report

Customer PCO Production  
Database ID 44



## Database Performance PCODB\_Production

DB Processes Max 300  
DB Sessions Max 480



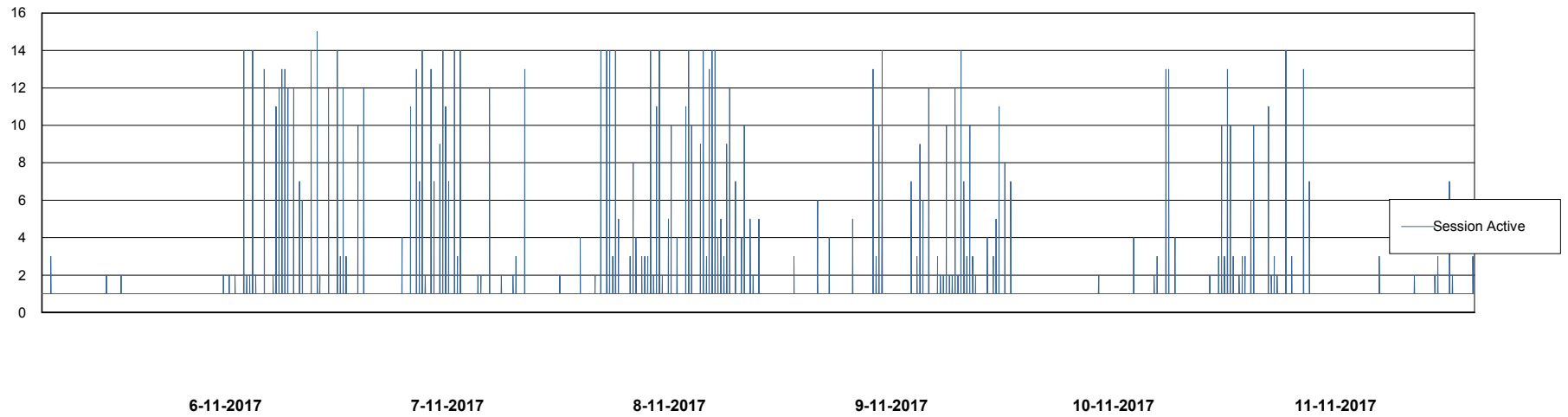
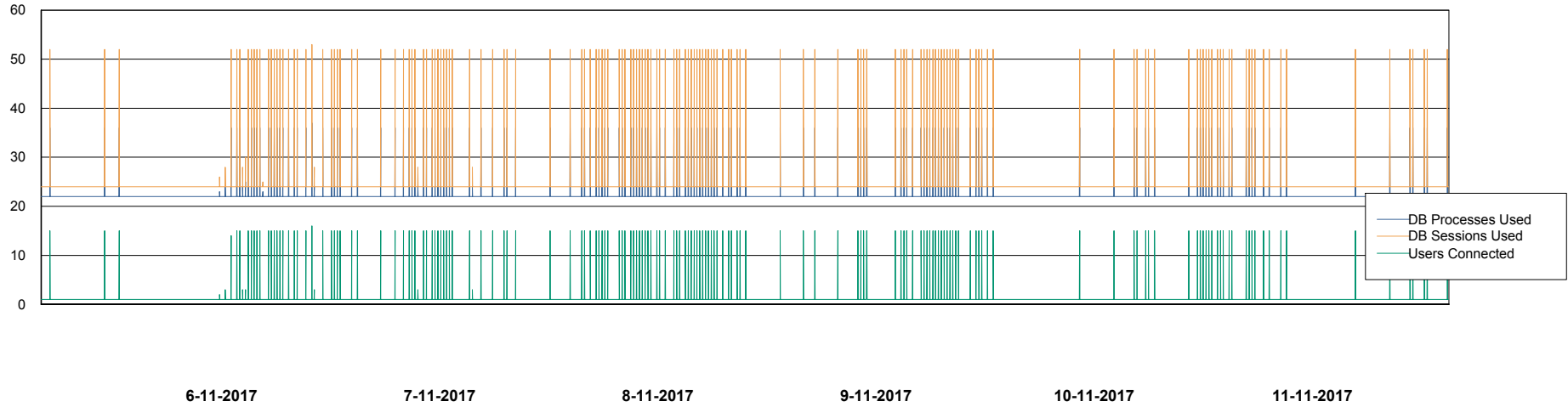
# Weekly SLA Customer Report

Customer PCO Production  
Database ID 44



## Database Performance PCODB\_Standby

DB Processes Max 520  
DB Sessions Max 804



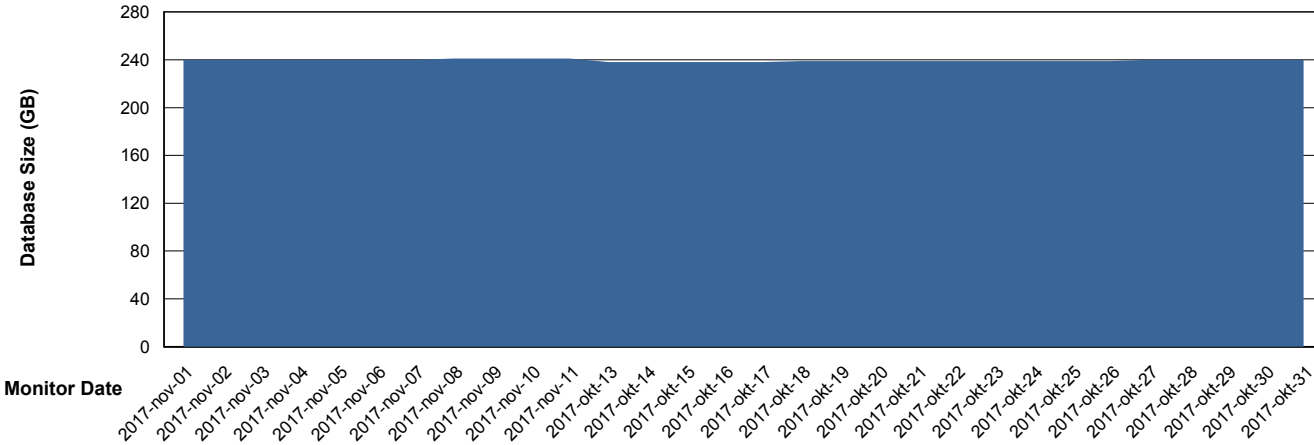
# Weekly SLA Customer Report

Customer PCO Production  
 Database ID 44



DATABASE SIZE PCODB\_Production

## Database growth over last month



Database Tablespace PCODB\_Production

Date	Tablespace Name	Filesize (Gb)	Usedsize (Gb)	Percentage free
11-11-2017	ABSDATA	2	84	18
	INDX	2	155	18
10-11-2017	ABSDATA	2	84	18
	INDX	2	155	18
9-11-2017	ABSDATA	2	84	18
	INDX	2	155	18
8-11-2017	ABSDATA	2	84	18
	INDX	2	155	18
7-11-2017	ABSDATA	2	84	18
	INDX	2	155	18
6-11-2017	ABSDATA	2	84	18
	INDX	2	155	18
5-11-2017	ABSDATA	2	84	18
	INDX	2	155	18

# Weekly SLA Customer Report

Customer PCO Production  
Database ID 44



Standby Database Health      PCO Production

### Recovery lag for last 7 days

