

Weekly SLA Customer Report

Customer PHS_Production
 Database ID 47



Harddisk Usage PHS_BI_GCAB779a

	Free disk space on c: (%)	Total disk space on c: (Gb)	Free disk space on d: (%)	Total disk space on d: (Gb)
4-11-2017	15	150	17	150
3-11-2017	15	150	17	150
2-11-2017	15	150	17	150
1-11-2017	15	150	17	150
31-10-2017	15	150	17	150
30-10-2017	15	150	17	150
29-10-2017	15	150	17	150

Harddisk Usage PHS_PRD_GCAB574b

	Free disk space on c: (%)	Total disk space on c: (Gb)	Free disk space on d: (%)	Total disk space on d: (Gb)	Free disk space on f: (%)	Total disk space on f: (Gb)
4-11-2017	76	150	41	300	49	200
3-11-2017	76	150	41	300	52	200
2-11-2017	76	150	41	300	52	200
1-11-2017	76	150	41	300	52	200
31-10-2017	76	150	41	300	52	200
30-10-2017	76	150	41	300	51	200
29-10-2017	76	150	41	300	52	200

Weekly SLA Customer Report

Customer PHS_Production
 Database ID 47



Harddisk Usage PHS_PRD_GCAB576b

	Free disk space on c: (%)	Total disk space on c: (Gb)	Free disk space on d: (%)	Total disk space on d: (Gb)	Free disk space on f: (%)	Total disk space on f: (Gb)
4-11-2017	78	150	43	300	79	100
3-11-2017	78	150	43	300	78	100
2-11-2017	78	150	43	300	79	100
1-11-2017	78	150	43	300	79	100
31-10-2017	78	150	43	300	79	100
30-10-2017	78	150	43	300	75	100
29-10-2017	78	150	43	300	79	100

Harddisk Usage PHS_PRDWEB_DCAB573b

	Free disk space on c: (%)	Total disk space on c: (Gb)
4-11-2017	83	100
3-11-2017	83	100
2-11-2017	83	100
1-11-2017	83	100
31-10-2017	83	100
30-10-2017	83	100
29-10-2017	83	100

Weekly SLA Customer Report

Customer PHS_Production
Database ID 47



Harddisk Usage PHS_TST_GCAB575b

	Free disk space on c: (%)	Total disk space on c: (Gb)	Free disk space on d: (%)	Total disk space on d: (Gb)
4-11-2017	15	50	35	300
3-11-2017	15	50	35	300
2-11-2017	15	50	35	300
1-11-2017	15	50	35	300
31-10-2017	15	50	35	300
30-10-2017	15	50	35	300
29-10-2017	15	50	35	300

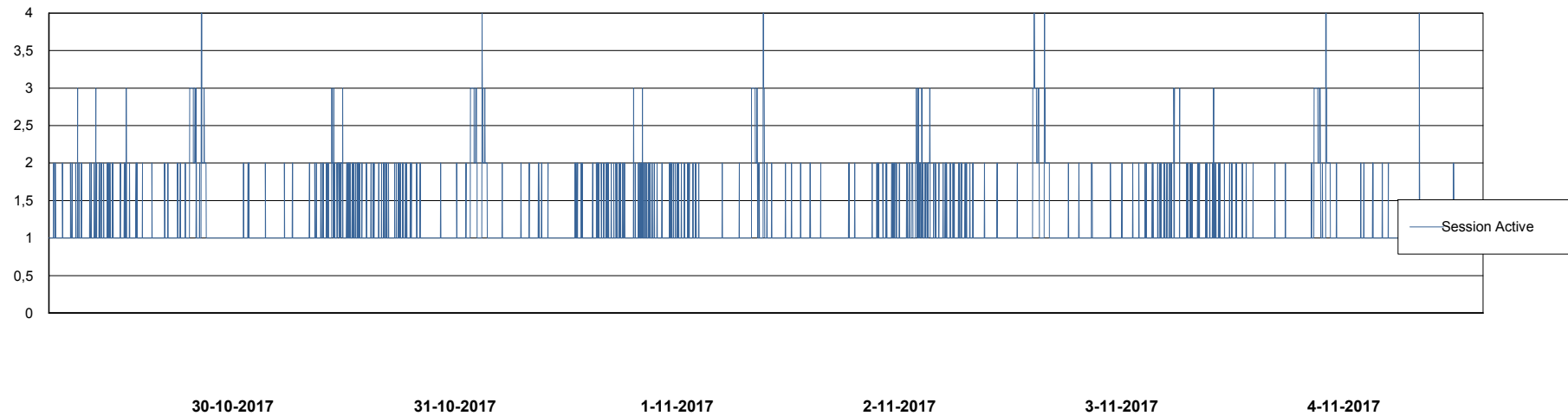
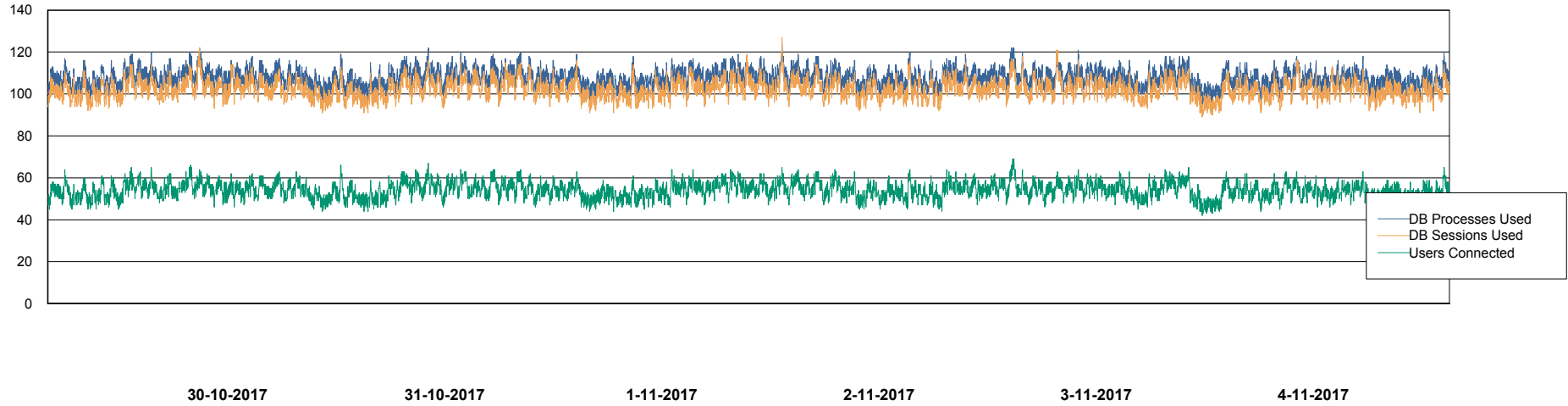
Weekly SLA Customer Report

Customer PHS_Production
Database ID 47



Database Performance PHSDB_Production

DB Processes Max 500
DB Sessions Max 772



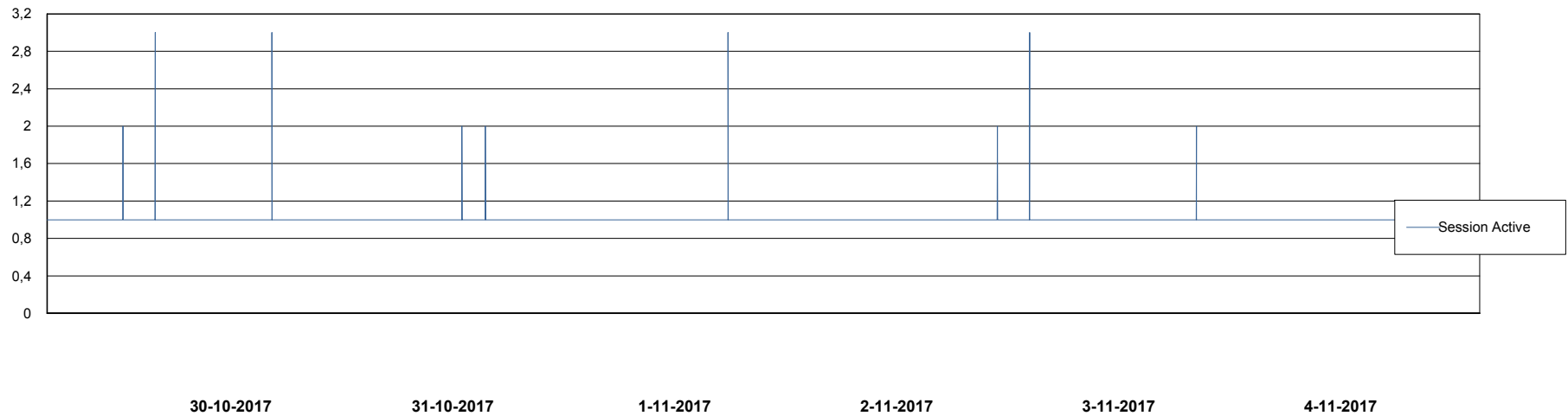
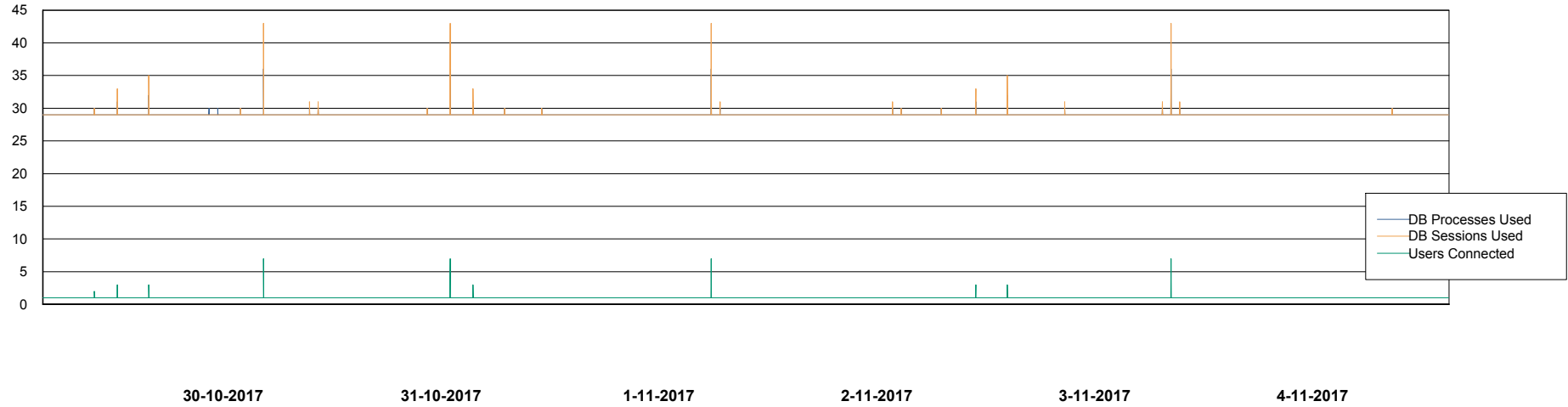
Weekly SLA Customer Report

Customer PHS_Production
Database ID 47



Database Performance PHSDB_Standby

DB Processes Max 500
DB Sessions Max 772



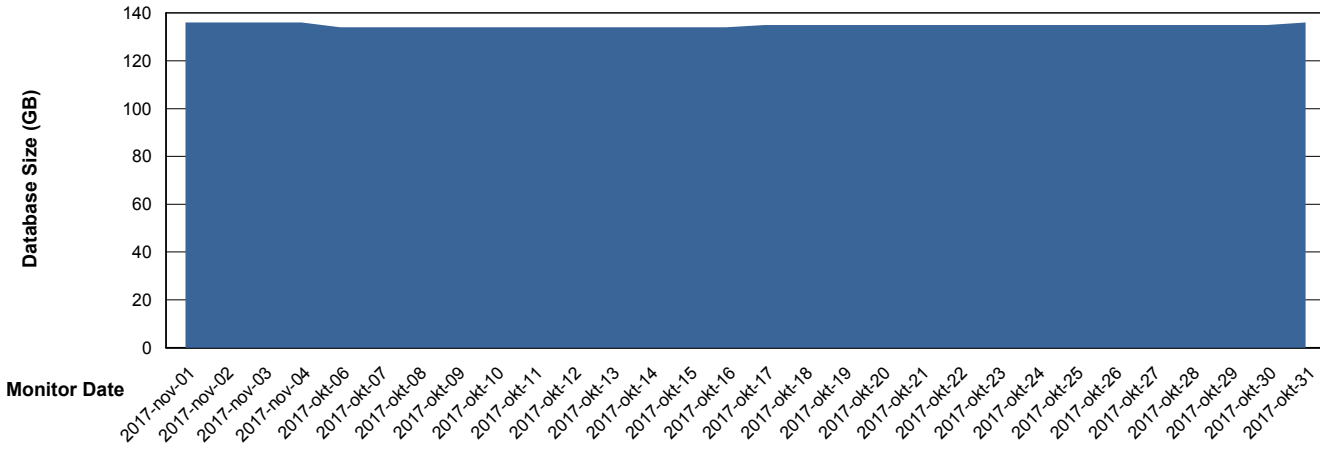
Weekly SLA Customer Report

Customer PHS_Production
 Database ID 47



DATABASE SIZE PHSDB_Production

Database growth over last month



Database Tablespace PHSDB_Production

Date	Tablespace Name	Filesize (Gb)	Usedsize (Gb)	Percentage free
4-11-2017	ABSDATA	2	129	16
	INDX	2	3	40
3-11-2017	ABSDATA	2	129	16
	INDX	2	3	40
2-11-2017	ABSDATA	2	129	16
	INDX	2	3	40
1-11-2017	ABSDATA	2	129	16
	INDX	2	3	40
31-10-2017	ABSDATA	2	129	16
	INDX	2	3	40
30-10-2017	ABSDATA	2	129	16
	INDX	2	3	40
29-10-2017	ABSDATA	2	129	16
	INDX	2	3	40


Weekly SLA Customer Report

Customer PHS_Production
Database ID 47



Standby Database Health PHS_Production

Recovery lag for last 7 days



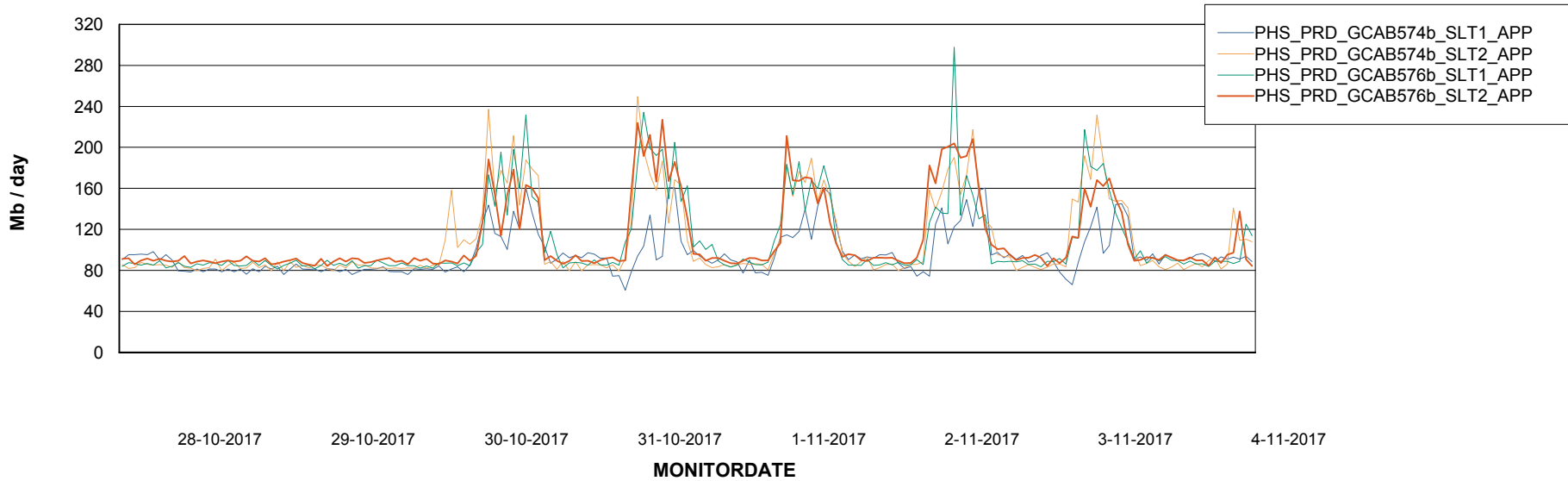
Weekly SLA Customer Report

Customer PHS_Production
Database ID 47

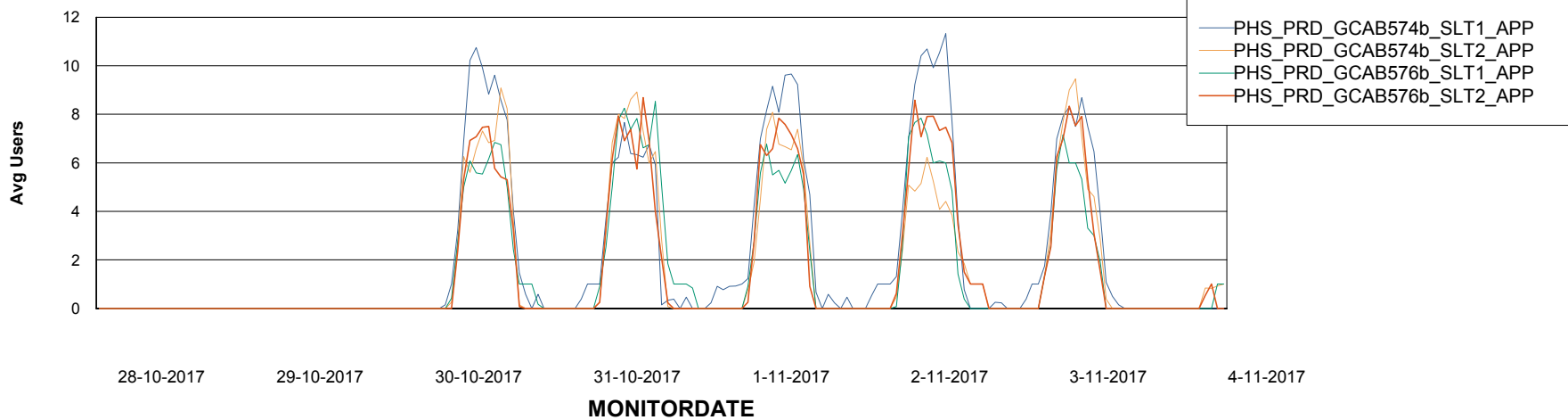


ABSSolute Application Server Services

Avg memory used per ABS Server Service



Avg users per day per ABS server



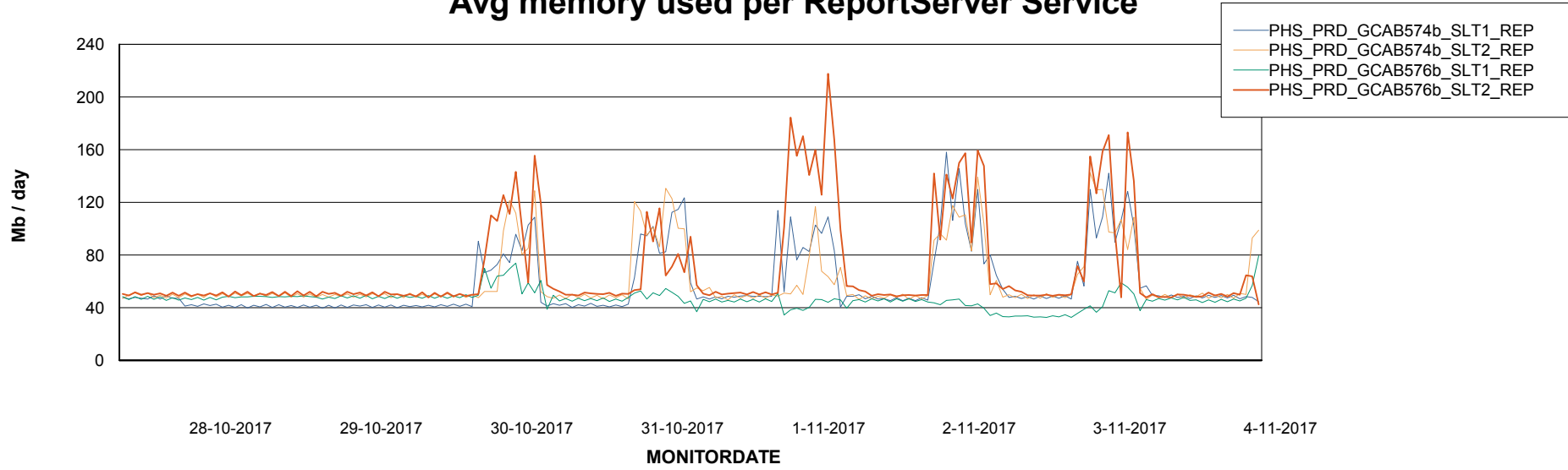
Weekly SLA Customer Report

Customer PHS_Production
Database ID 47



ABSSolute Application ReportServer Services

Avg memory used per ReportServer Service



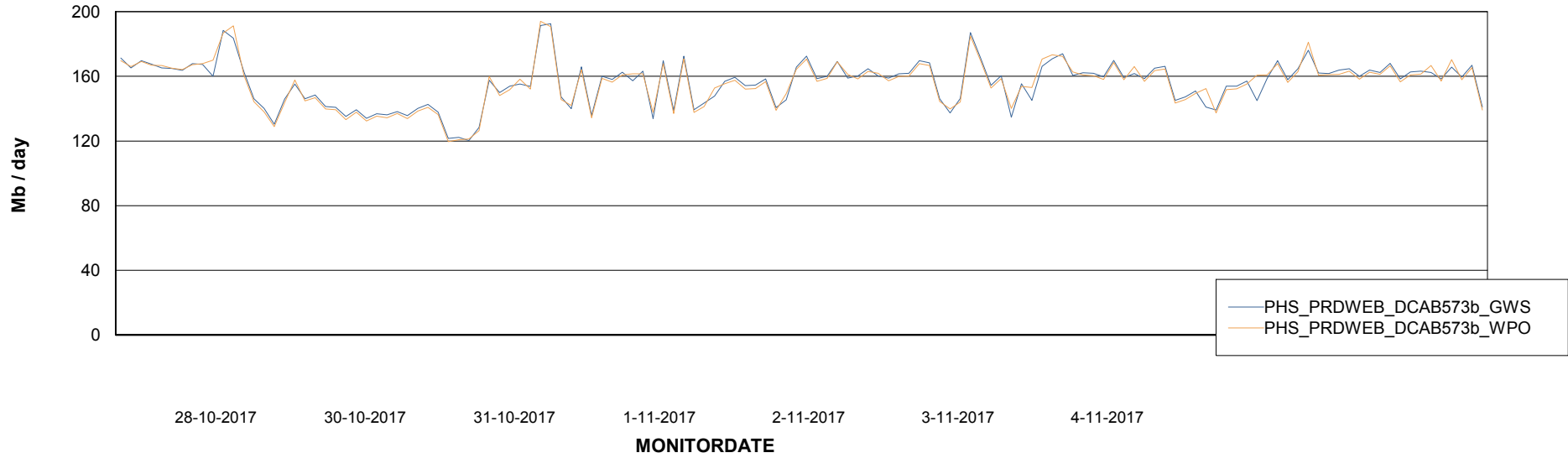
Weekly SLA Customer Report

Customer PHS_Production
Database ID 47



ABSSolute Web Component Services

Avg memory used per ABS Web component



Weekly SLA Customer Report

Customer PHS_Production
Database ID 47



Disaster per ABS component

