

# Weekly SLA Customer Report

Customer PCO Production  
Database ID 44



## Harddisk Usage PCO\_PRD\_ORACLE1

	Free disk space on c: (%)	Total disk space on c: (Gb)	Free disk space on d: (%)	Total disk space on d: (Gb)
4-11-2017	61	279	27	838
3-11-2017	61	279	20	838
2-11-2017	61	279	12	838
1-11-2017	61	279	17	838
31-10-2017	61	279	21	838
30-10-2017	61	279	19	838
29-10-2017	61	279	15	838

## Harddisk Usage PCO\_PRD\_ORACLE2

	Free disk space on c: (%)	Total disk space on c: (Gb)	Free disk space on d: (%)	Total disk space on d: (Gb)
4-11-2017	76	279	23	838
3-11-2017	76	279	24	838
2-11-2017	76	279	24	838
1-11-2017	76	279	24	838
31-10-2017	76	279	25	838
30-10-2017	76	279	25	838
29-10-2017	76	279	25	838

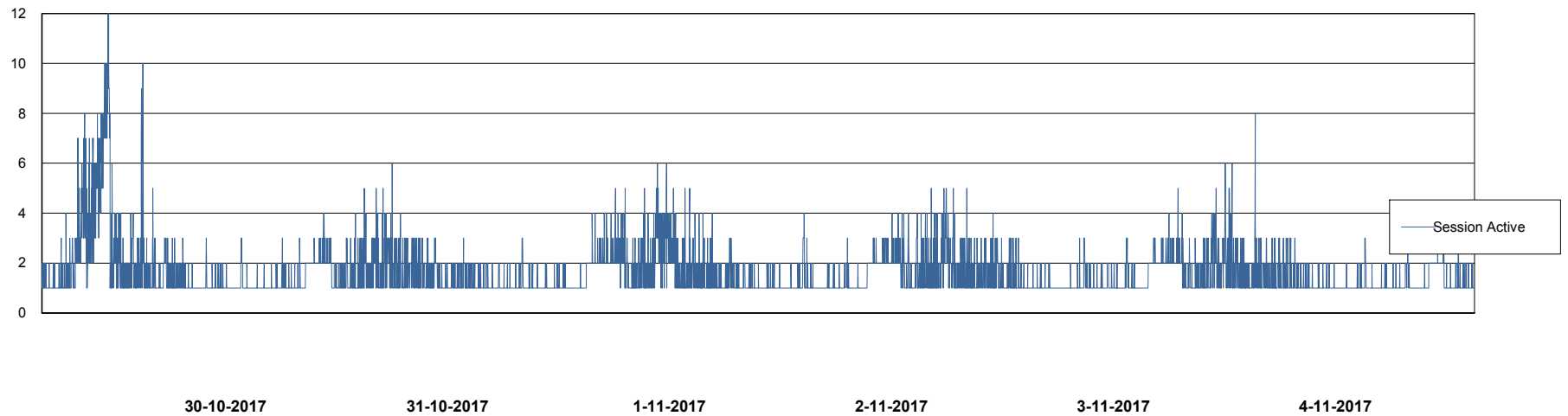
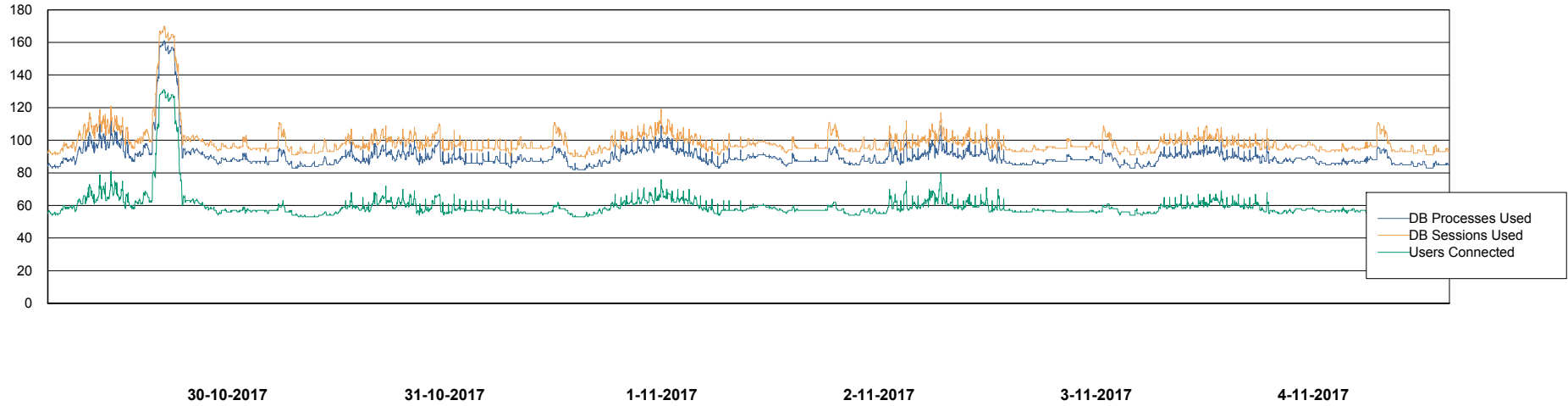
# Weekly SLA Customer Report

Customer PCO Production  
Database ID 44



## Database Performance PCODB\_Production

DB Processes Max 300  
DB Sessions Max 480



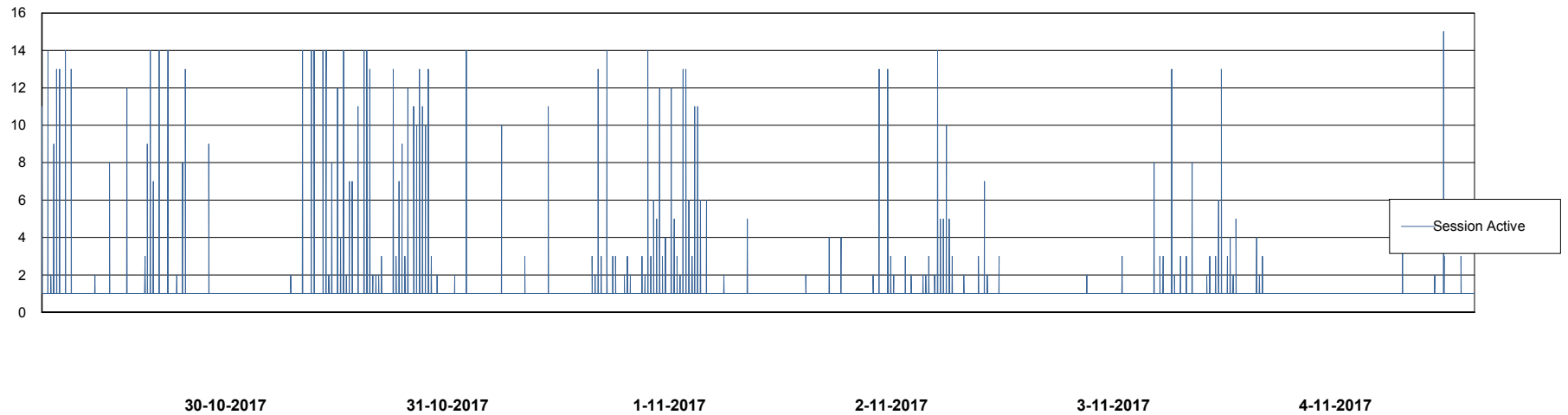
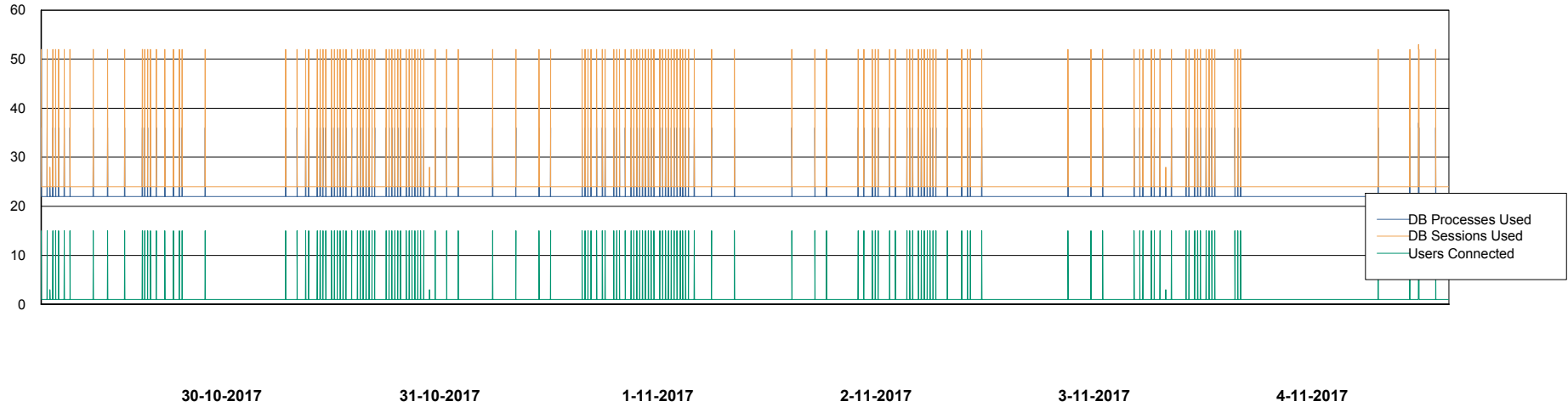
# Weekly SLA Customer Report

Customer PCO Production  
Database ID 44



## Database Performance PCODB\_Standby

DB Processes Max 520  
DB Sessions Max 804



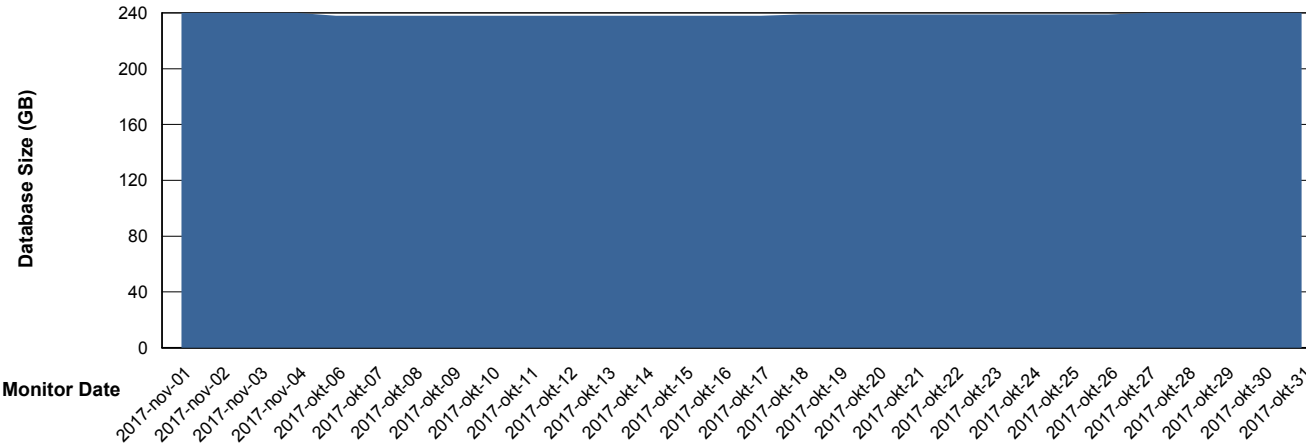
# Weekly SLA Customer Report

Customer PCO Production  
 Database ID 44



DATABASE SIZE PCODB\_Production

## Database growth over last month



Database Tablespace		PCODB_Production		
Date	Tablespace Name	Filesize (Gb)	Usedsize (Gb)	Percentage free
4-11-2017	ABSDATA	2	84	18
	INDX	2	155	18
3-11-2017	ABSDATA	2	84	18
	INDX	2	155	18
2-11-2017	ABSDATA	2	84	18
	INDX	2	155	18
1-11-2017	ABSDATA	2	84	18
	INDX	2	154	18
31-10-2017	ABSDATA	2	84	18
	INDX	2	154	18
30-10-2017	ABSDATA	2	84	18
	INDX	2	154	18
29-10-2017	ABSDATA	2	83	19
	INDX	2	154	18

# Weekly SLA Customer Report

Customer PCO Production  
Database ID 44



Standby Database Health PCO Production

## Recovery lag for last 7 days

