

# Weekly SLA Customer Report

Customer LLG\_Production  
Database ID 53



Harddisk Usage LLG\_PRD\_BI01

	Free disk space on c: (%)	Total disk space on c: (Gb)
4-11-2017	52	559
3-11-2017	52	559
2-11-2017	52	559
1-11-2017	52	559
31-10-2017	52	559
30-10-2017	52	559
29-10-2017	52	559

Harddisk Usage LLG\_PRD\_ORA01

	Free disk space on c: (%)	Total disk space on c: (Gb)	Free disk space on d: (%)	Total disk space on d: (Gb)
4-11-2017	87	1,117	40	600
3-11-2017	87	1,117	28	600
2-11-2017	87	1,117	16	600
1-11-2017	87	1,117	21	600
31-10-2017	87	1,117	26	600
30-10-2017	87	1,117	29	600
29-10-2017	87	1,117	34	600

# Weekly SLA Customer Report

Customer LLG\_Production  
Database ID 53



## Harddisk Usage LLG\_PRD\_ORA02

	Free disk space on c: (%)	Total disk space on c: (Gb)	Free disk space on d: (%)	Total disk space on d: (Gb)
4-11-2017	78	279	18	600
3-11-2017	78	279	18	600
2-11-2017	78	279	19	600
1-11-2017	78	279	19	600
31-10-2017	78	279	18	600
30-10-2017	78	279	19	600
29-10-2017	78	279	19	600

## Harddisk Usage LLG\_PRD\_vABS01

	Free disk space on c: (%)	Total disk space on c: (Gb)	Free disk space on d: (%)	Total disk space on d: (Gb)
4-11-2017	39	180	77	150
3-11-2017	39	180	77	150
2-11-2017	39	180	77	150
1-11-2017	39	180	77	150
31-10-2017	39	180	77	150
30-10-2017	39	180	77	150
29-10-2017	39	180	77	150

# Weekly SLA Customer Report

Customer LLG\_Production  
Database ID 53



Harddisk Usage LLG\_PRD\_vABS02

	Free disk space on c: (%)	Total disk space on c: (Gb)	Free disk space on d: (%)	Total disk space on d: (Gb)
4-11-2017	40	170	63	150
3-11-2017	40	170	63	150
2-11-2017	40	170	63	150
1-11-2017	40	170	63	150
31-10-2017	40	170	63	150
30-10-2017	41	170	63	150
29-10-2017	41	170	63	150

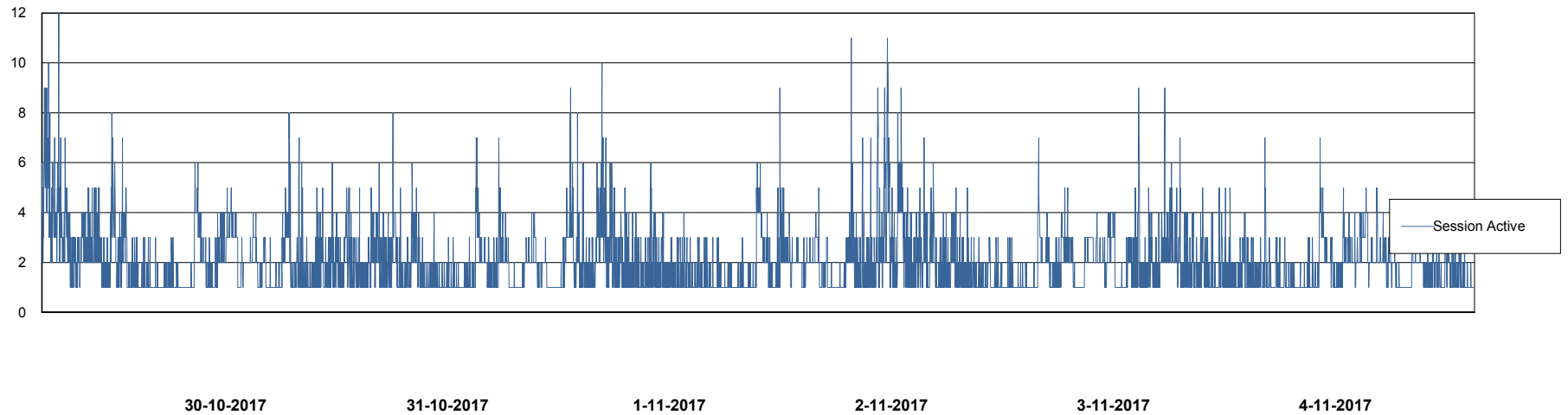
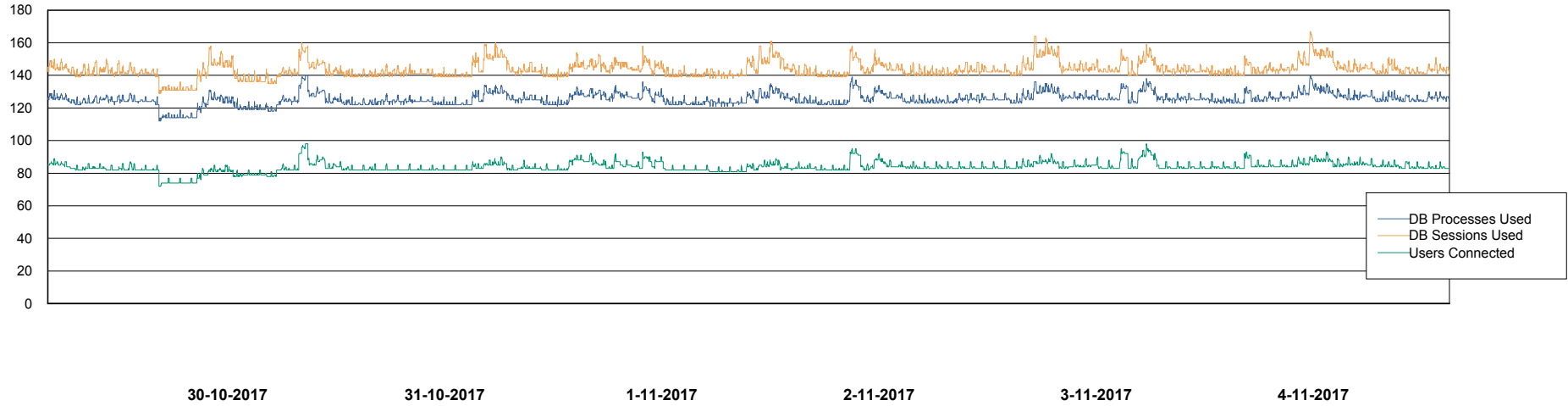
# Weekly SLA Customer Report

Customer LLG\_Production  
Database ID 53



## Database Performance LLGDB\_Production

DB Processes Max 520  
DB Sessions Max 804



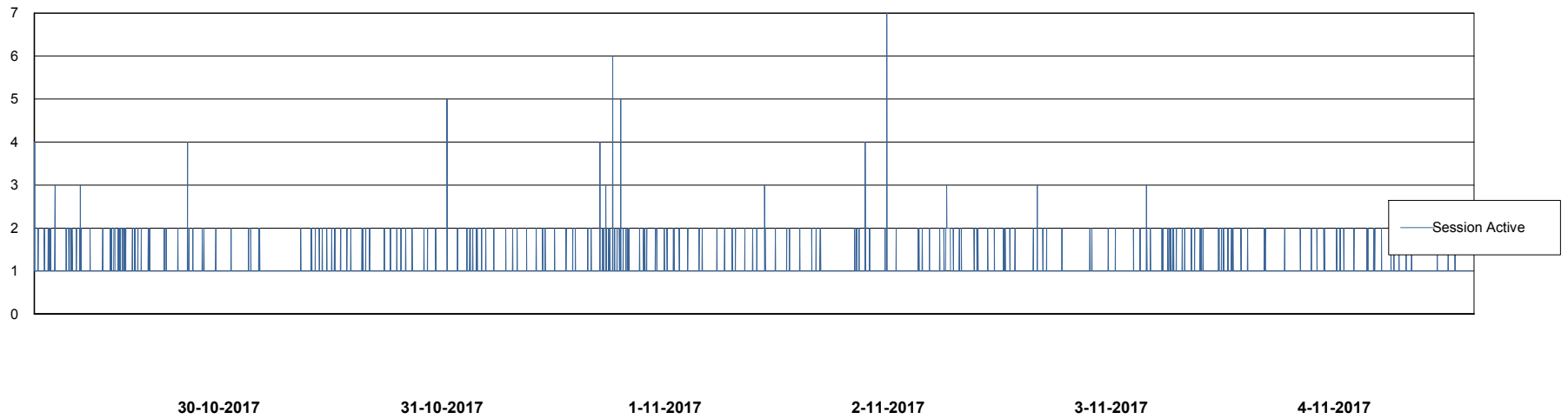
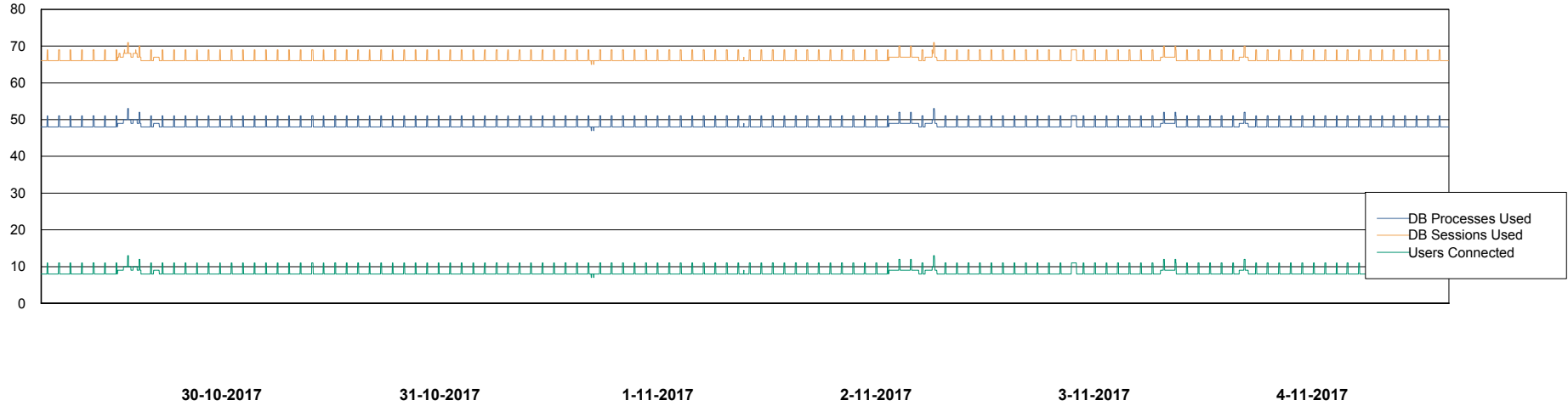
# Weekly SLA Customer Report

Customer LLG\_Production  
Database ID 53



## Database Performance LLGDB\_Standby

DB Processes Max 520  
DB Sessions Max 804



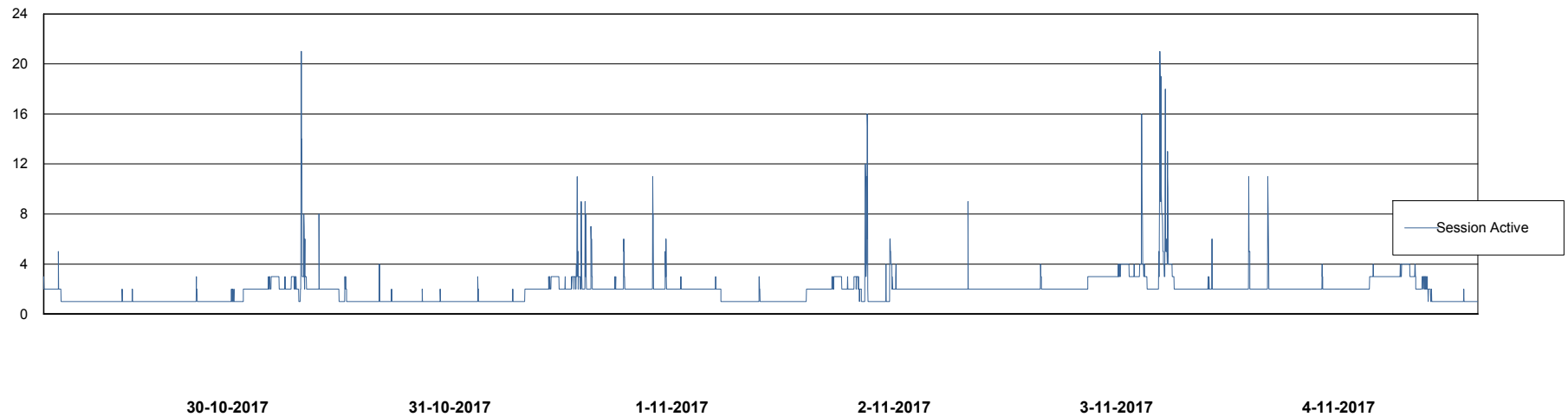
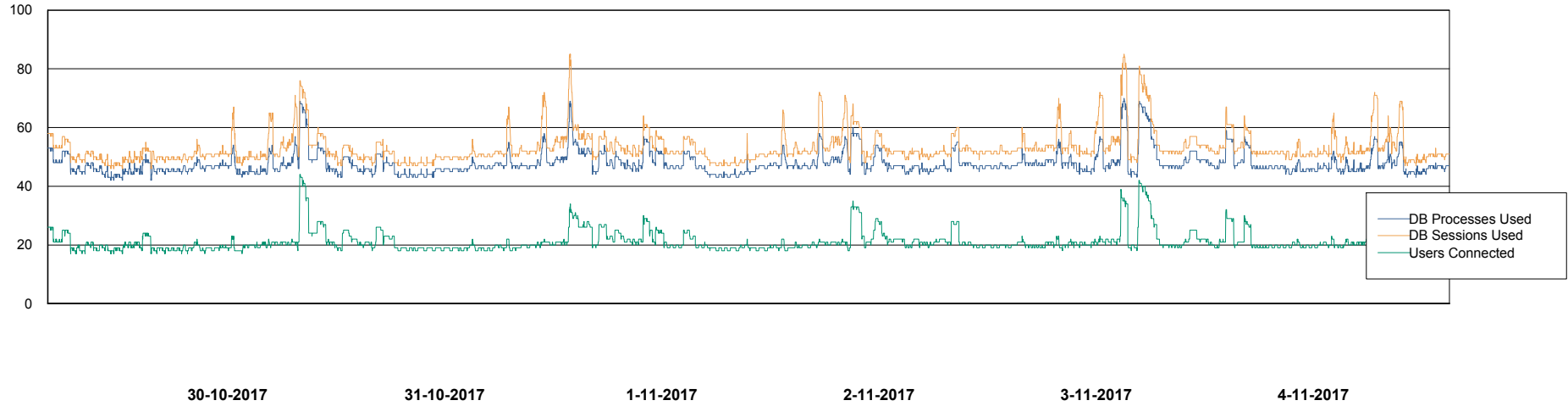
# Weekly SLA Customer Report

Customer LLG\_Production  
Database ID 53



## Database Performance LLGDBBI\_Production

DB Processes Max 500  
DB Sessions Max 780



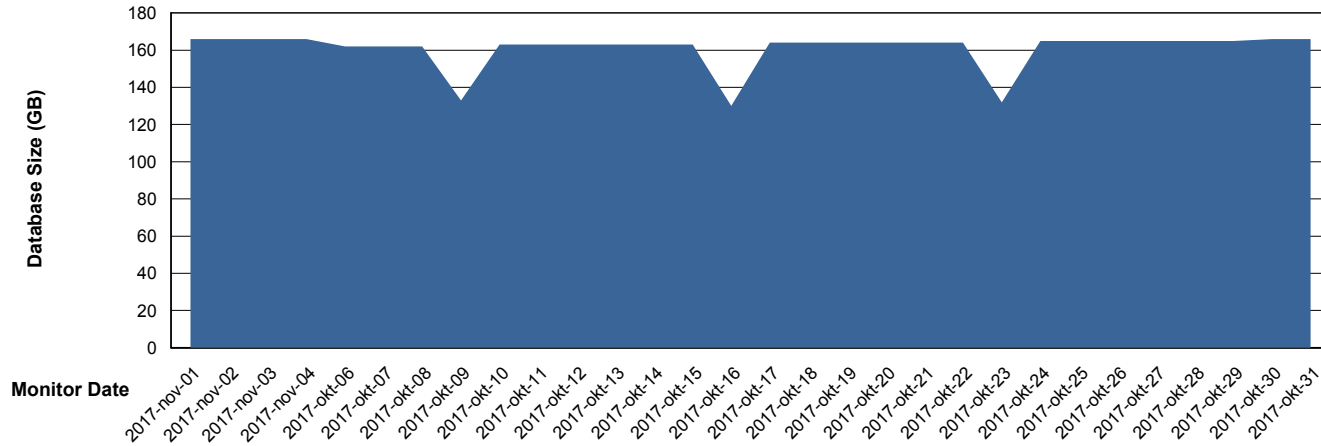
# Weekly SLA Customer Report

Customer LLG\_Production  
Database ID 53



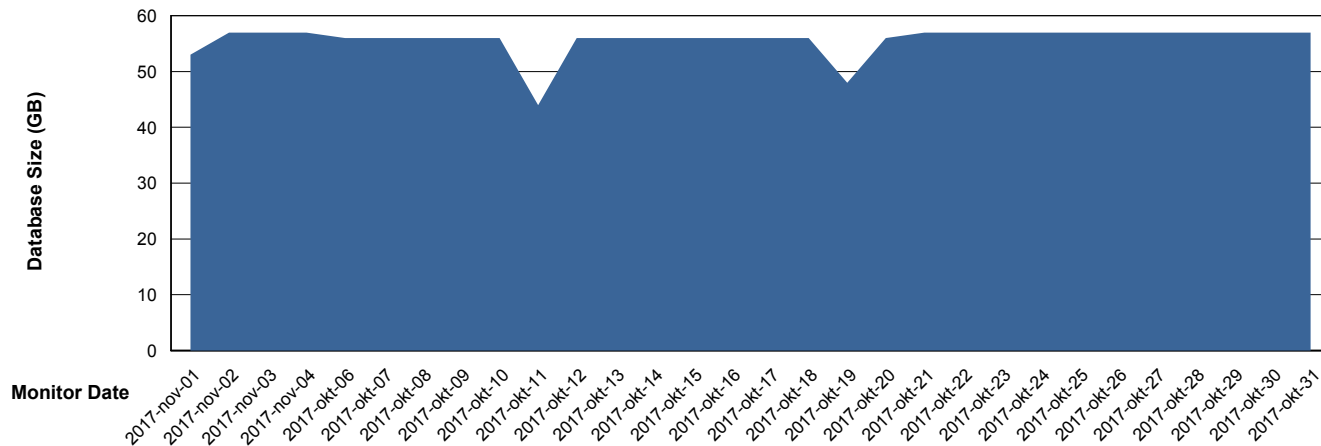
DATABASE SIZE LLGDB\_Production

### Database growth over last month



DATABASE SIZE LLGDBBI\_Production

### Database growth over last month



# Weekly SLA Customer Report

Customer      LLG\_Production  
 Database ID    53



Database Tablespace		LLGDB_Production		
Date	Tablespace Name	Filesize (Gb)	Usedsize (Gb)	Percentage free
4-11-2017	ABSDATA	2	75	16
	INDX	2	89	14
3-11-2017	ABSDATA	2	75	16
	INDX	2	89	14
2-11-2017	ABSDATA	2	75	16
	INDX	2	89	14
1-11-2017	ABSDATA	2	75	16
	INDX	2	89	14
31-10-2017	ABSDATA	2	75	16
	INDX	2	89	14
30-10-2017	ABSDATA	2	75	16
	INDX	2	89	14
29-10-2017	ABSDATA	2	75	16
	INDX	2	89	14

# Weekly SLA Customer Report

Customer LLG\_Production  
Database ID 53



Database Tablespace		LLGDBBI_Production		
Date	Tablespace Name	Filesize (Gb)	Usedsize (Gb)	Percentage free
4-11-2017	ABSDATA	2	28	20
	INDX	2	26	19
3-11-2017	ABSDATA	2	28	20
	INDX	2	26	19
2-11-2017	ABSDATA	2	28	20
	INDX	2	26	19
1-11-2017	ABSDATA	2	28	20
	INDX	2	26	19
31-10-2017	ABSDATA	2	28	20
	INDX	2	26	19
30-10-2017	ABSDATA	2	28	20
	INDX	2	26	19
29-10-2017	ABSDATA	2	28	20
	INDX	2	26	19

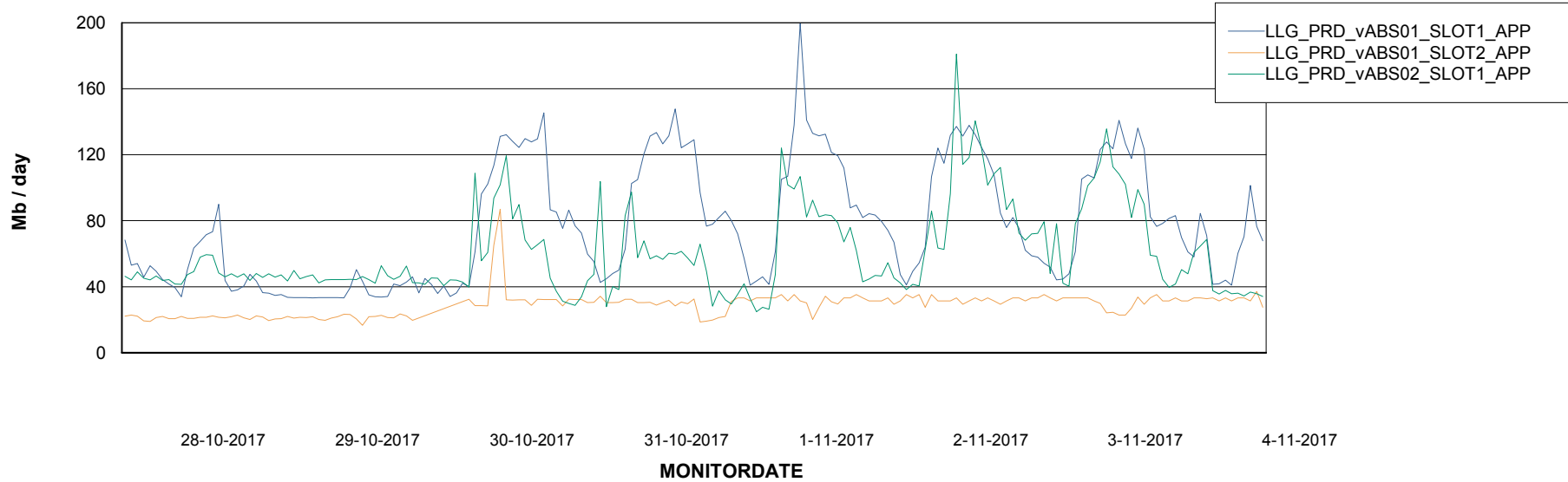
# Weekly SLA Customer Report

Customer LLG\_Production  
Database ID 53

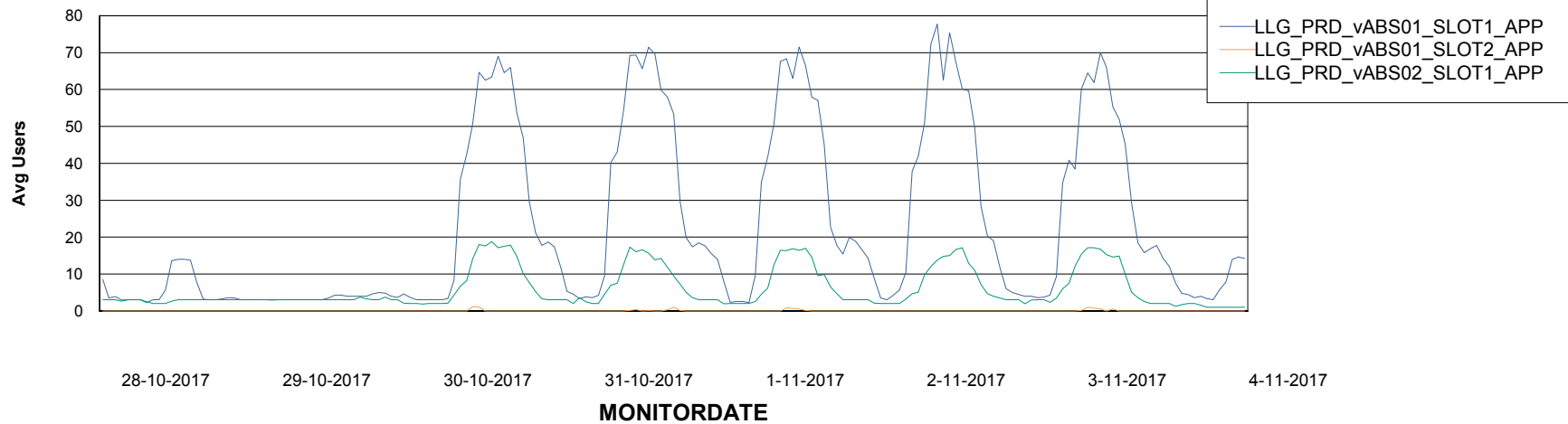


## ABSSolute Application Server Services

### Avg memory used per ABS Server Service



### Avg users per day per ABS server



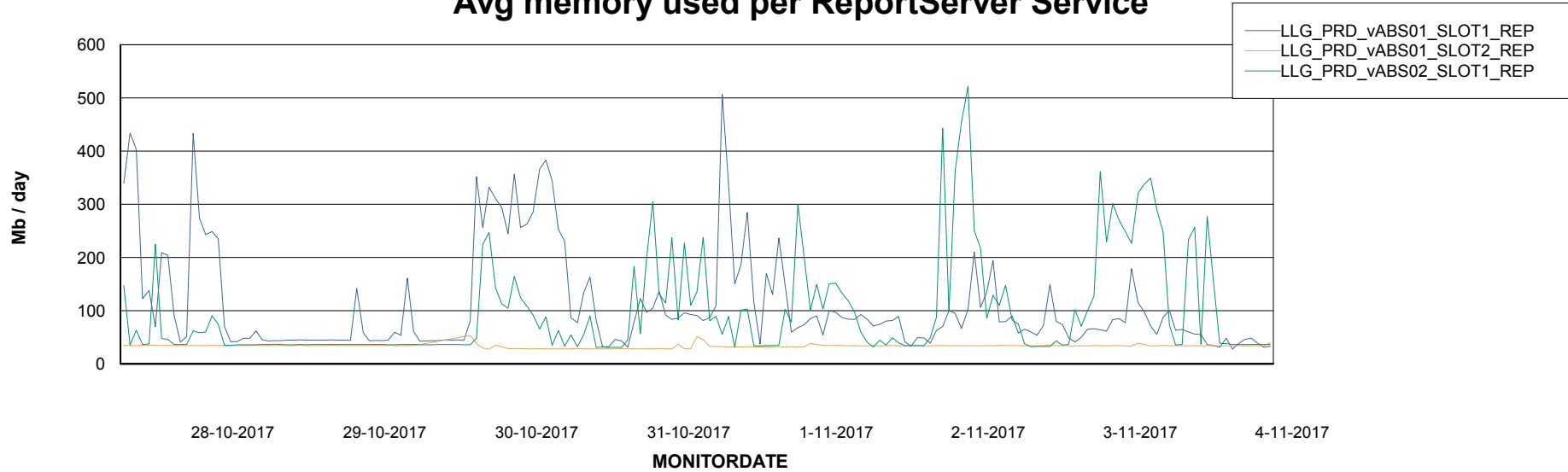
# Weekly SLA Customer Report

Customer LLG\_Production  
Database ID 53



## ABSSolute Application ReportServer Services

### Avg memory used per ReportServer Service



### Disaster per ABS component

