

Weekly SLA Customer Report

Customer NIX_Production
 Database ID 51



Harddisk Usage NIX_PRD_ABSAPP02

	Free disk space on c: (%)	Total disk space on c: (Gb)
28-10-2017	84	200
27-10-2017	84	200
26-10-2017	84	200
25-10-2017	84	200
24-10-2017	84	200
23-10-2017	84	200
22-10-2017	84	200

Harddisk Usage NIX_PRD_ABSAPP03

	Free disk space on c: (%)	Total disk space on c: (Gb)
28-10-2017	77	200
27-10-2017	77	200
26-10-2017	77	200
25-10-2017	77	200
24-10-2017	77	200
23-10-2017	77	200
22-10-2017	77	200

Weekly SLA Customer Report

Customer NIX_Production
Database ID 51



Harddisk Usage NIX_PRD_ABSWEB01

	Free disk space on c: (%)	Total disk space on c: (Gb)
28-10-2017	90	300
27-10-2017	90	300
26-10-2017	90	300
25-10-2017	90	300
24-10-2017	90	300
23-10-2017	90	300
22-10-2017	90	300

Harddisk Usage NIX_PRD_ORACLE_B11

	Free disk space on c: (%)	Total disk space on c: (Gb)	Free disk space on e: (%)	Total disk space on e: (Gb)	Free disk space on f: (%)	Total disk space on f: (Gb)	Free disk space on g: (%)	Total disk space on g: (Gb)
28-10-2017	40	279	60	558	37	279	63	558
27-10-2017	40	279	60	558	37	279	59	558
26-10-2017	41	279	60	558	37	279	60	558
25-10-2017	42	279	60	558	38	279	61	558
24-10-2017	41	279	60	558	38	279	62	558
23-10-2017	40	279	60	558	37	279	63	558
22-10-2017	41	279	60	558	37	279	65	558

Weekly SLA Customer Report

Customer NIX_Production
Database ID 51



Harddisk Usage NIX_PRD_ORCDB1

	Free disk space on c: (%)	Total disk space on c: (Gb)	Free disk space on e: (%)	Total disk space on e: (Gb)	Free disk space on f: (%)	Total disk space on f: (Gb)	Free disk space on g: (%)	Total disk space on g: (Gb)
28-10-2017	67	279	74	558	79	558	61	279
27-10-2017	64	279	74	558	79	558	60	279
26-10-2017	55	279	74	558	79	558	58	279
25-10-2017	55	279	74	558	79	558	58	279
24-10-2017	55	279	74	558	79	558	59	279
23-10-2017	55	279	74	558	79	558	59	279
22-10-2017	55	279	74	558	79	558	59	279

Harddisk Usage NIX_PRD_ORCDB2

	Free disk space on c: (%)	Total disk space on c: (Gb)	Free disk space on e: (%)	Total disk space on e: (Gb)	Free disk space on f: (%)	Total disk space on f: (Gb)	Free disk space on g: (%)	Total disk space on g: (Gb)
28-10-2017	67	279	74	558	79	558	61	279
27-10-2017	64	279	74	558	79	558	60	279
26-10-2017	55	279	74	558	79	558	58	279
25-10-2017	55	279	74	558	79	558	58	279
24-10-2017	55	279	74	558	79	558	59	279
23-10-2017	55	279	74	558	79	558	59	279
22-10-2017	55	279	74	558	79	558	59	279

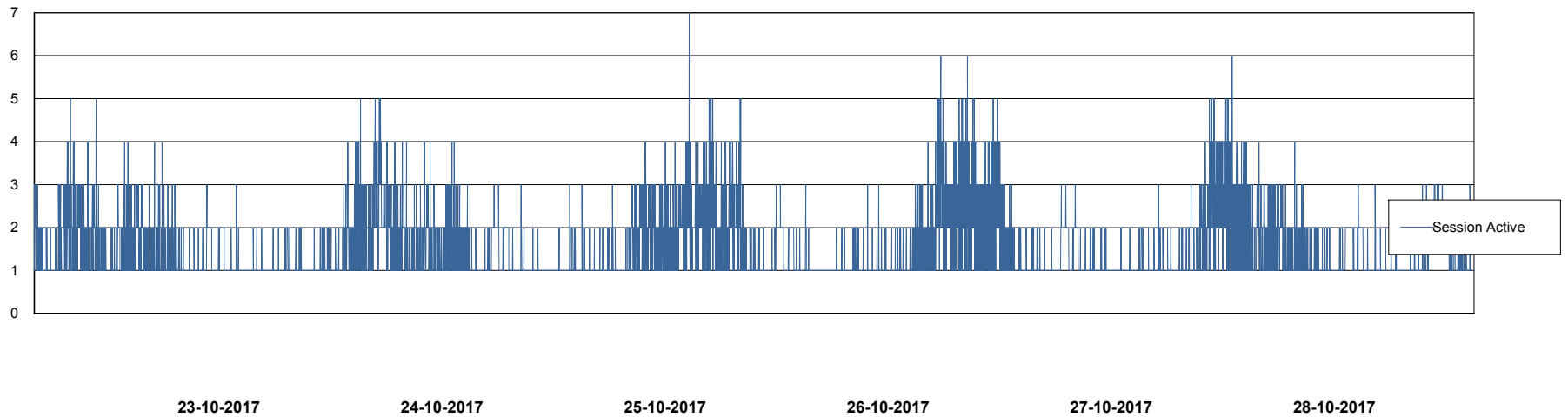
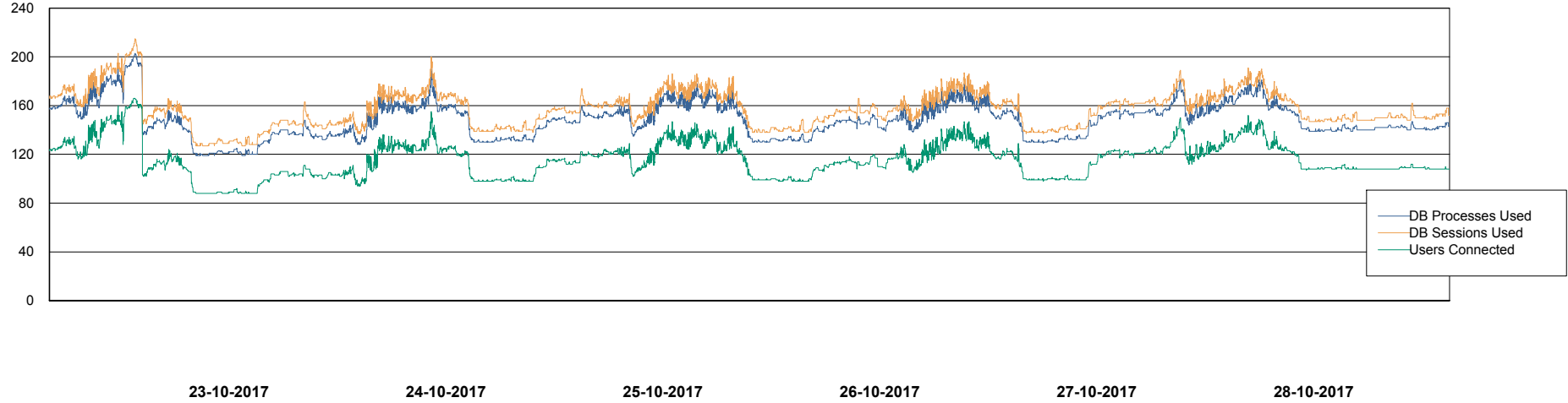
Weekly SLA Customer Report

Customer NIX_Production
Database ID 51



Database Performance NIXDB_Production

DB Processes Max 500
DB Sessions Max 800




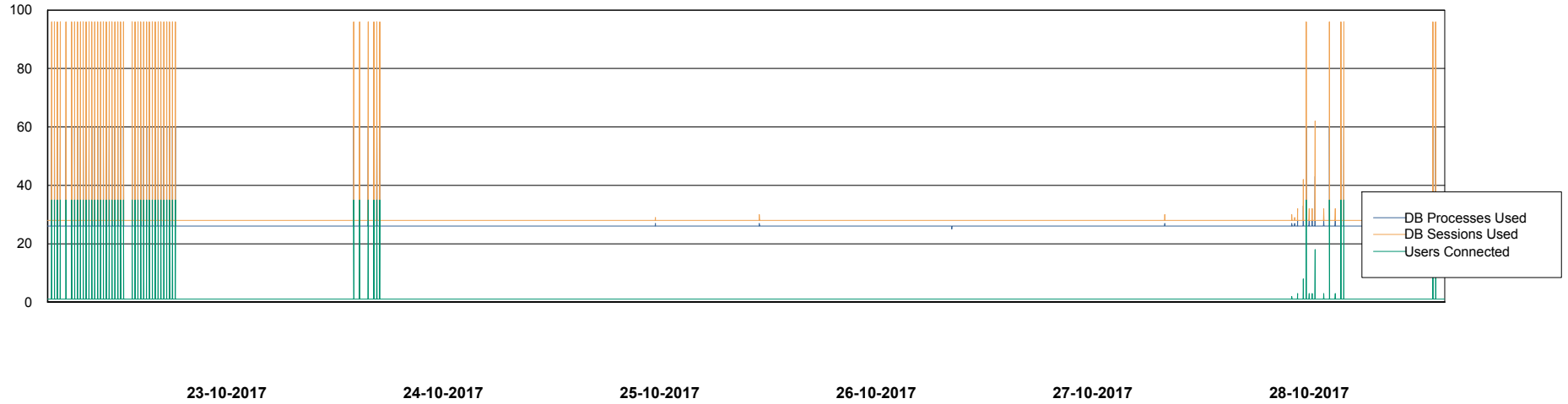
Weekly SLA Customer Report

Customer NIX_Production
Database ID 51



Database Performance NIXDB_Standby

DB Processes Max 500
DB Sessions Max 800



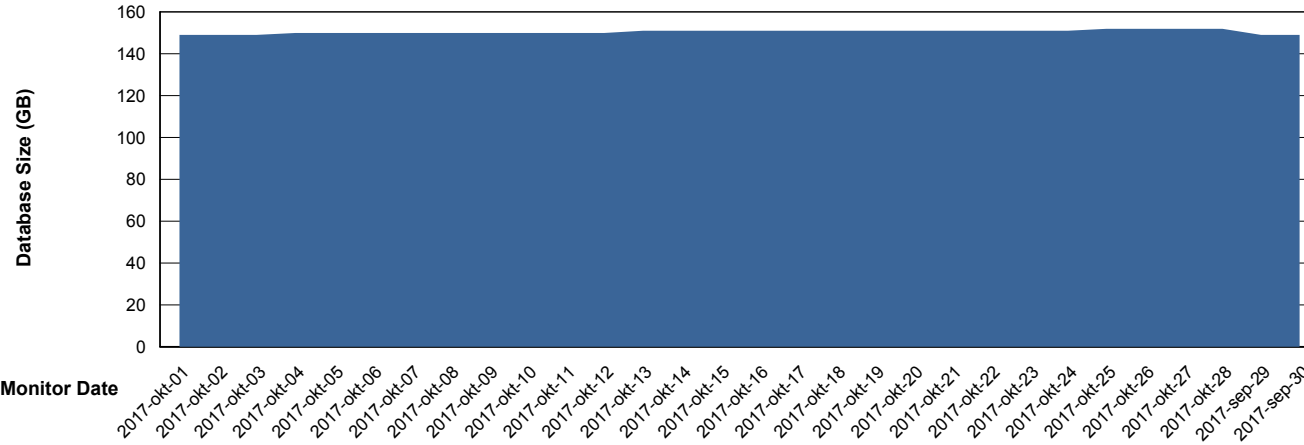
Weekly SLA Customer Report

Customer NIX_Production
 Database ID 51



DATABASE SIZE NIXDB_Production

Database growth over last month



Database Tablespace NIXDB_Production

Date	Tablespace Name	Filesize (Gb)	Usedsize (Gb)	Percentage free
28-10-2017	ABSDATA	2	53	16
	INDX	2	98	15
27-10-2017	ABSDATA	2	53	16
	INDX	2	97	16
26-10-2017	ABSDATA	2	53	16
	INDX	2	97	16
25-10-2017	ABSDATA	2	53	16
	INDX	2	97	16
24-10-2017	ABSDATA	2	53	16
	INDX	2	97	16
23-10-2017	ABSDATA	2	53	16
	INDX	2	97	16
22-10-2017	ABSDATA	2	53	16
	INDX	2	97	16

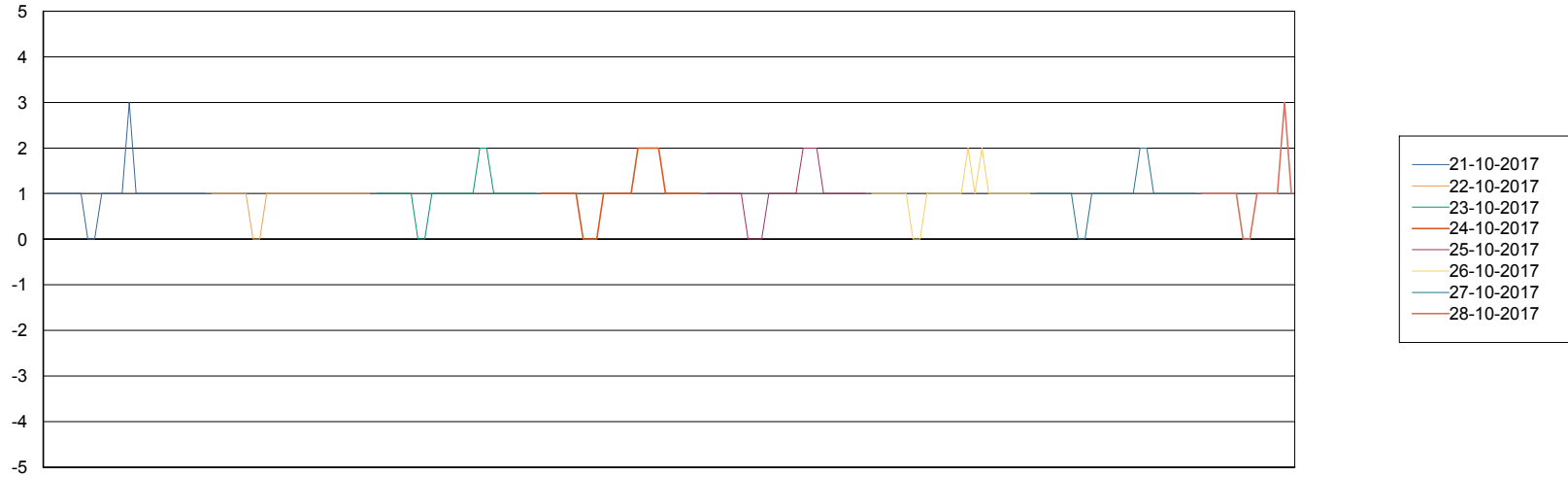
Weekly SLA Customer Report

Customer NIX_Production
Database ID 51



Standby Database Health NIX_Production

Recovery lag for last 7 days



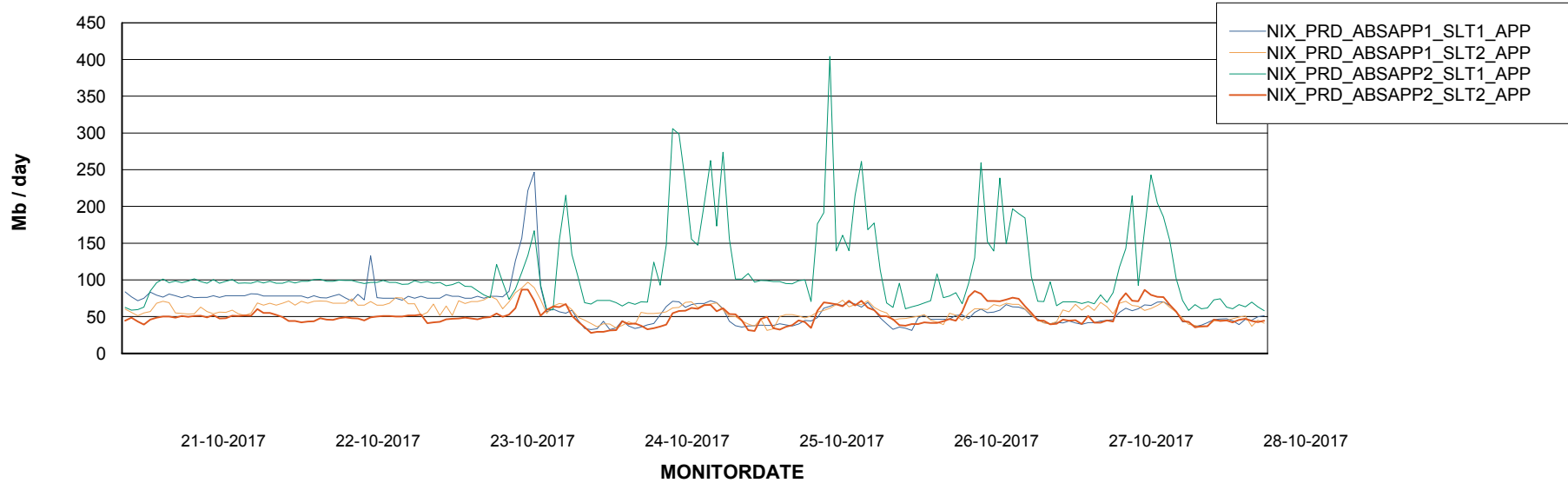
Weekly SLA Customer Report

Customer NIX_Production
Database ID 51

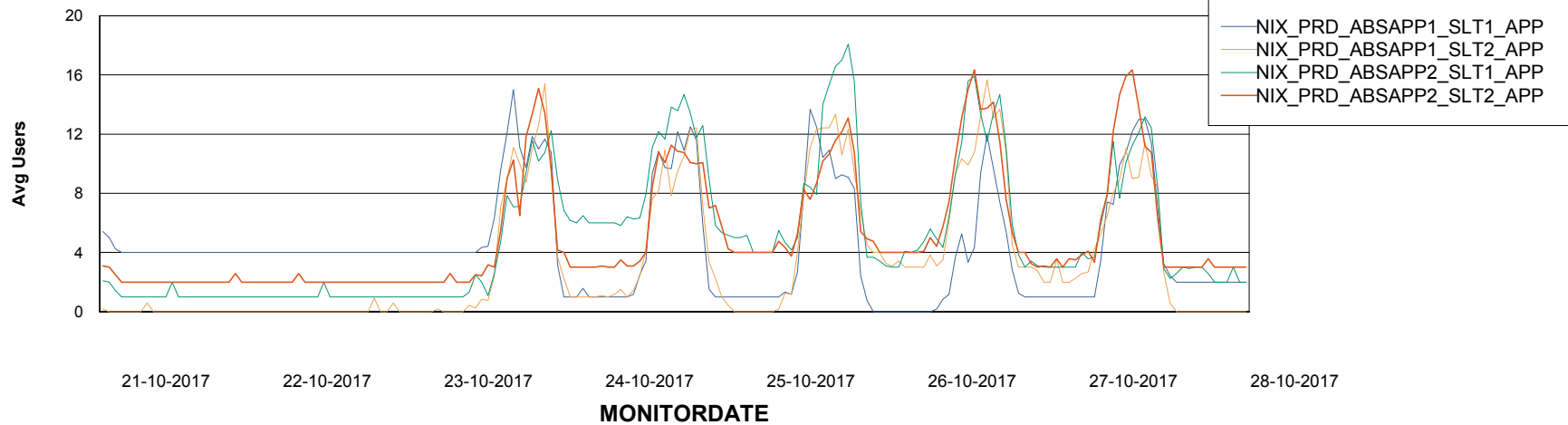


ABSolute Application Server Services

Avg memory used per ABS Server Service



Avg users per day per ABS server



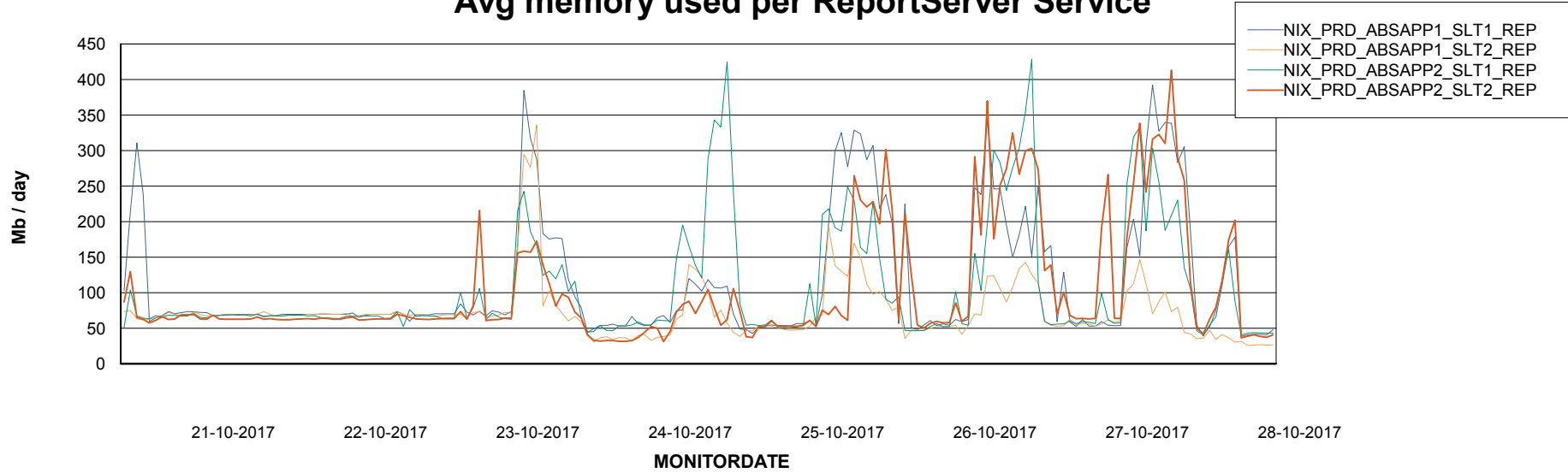
Weekly SLA Customer Report

Customer NIX_Production
Database ID 51



ABSSolute Application ReportServer Services

Avg memory used per ReportServer Service



Disaster per ABS component

