

Weekly SLA Customer Report

Customer LLG_Production
Database ID 53



Harddisk Usage LLG_PRD_BI01

	Free disk space on c: (%)	Total disk space on c: (Gb)
28-10-2017	52	559
27-10-2017	52	559
26-10-2017	52	559
25-10-2017	52	559
24-10-2017	52	559
23-10-2017	52	559
22-10-2017	53	559

Harddisk Usage LLG_PRD_ORA01

	Free disk space on c: (%)	Total disk space on c: (Gb)	Free disk space on d: (%)	Total disk space on d: (Gb)
28-10-2017	87	1,117	36	600
27-10-2017	87	1,117	40	600
26-10-2017	87	1,117	26	600
25-10-2017	87	1,117	16	600
24-10-2017	87	1,117	16	600
23-10-2017	87	1,117	20	600
22-10-2017	87	1,117	28	600

Weekly SLA Customer Report

Customer LLG_Production
Database ID 53



Harddisk Usage LLG_PRD_ORA02

	Free disk space on c: (%)	Total disk space on c: (Gb)	Free disk space on d: (%)	Total disk space on d: (Gb)
28-10-2017	78	279	19	600
27-10-2017	78	279	19	600
26-10-2017	78	279	19	600
25-10-2017	78	279	19	600
24-10-2017	78	279	18	600
23-10-2017	78	279	18	600
22-10-2017	78	279	18	600

Harddisk Usage LLG_PRD_vABS01

	Free disk space on c: (%)	Total disk space on c: (Gb)	Free disk space on d: (%)	Total disk space on d: (Gb)
28-10-2017	39	180	77	150
27-10-2017	39	180	77	150
26-10-2017	39	180	77	150
25-10-2017	39	180	77	150
24-10-2017	39	180	77	150
23-10-2017	39	180	77	150
22-10-2017	39	180	77	150

Weekly SLA Customer Report

Customer LLG_Production
Database ID 53



Harddisk Usage LLG_PRD_vABS02

	Free disk space on c: (%)	Total disk space on c: (Gb)	Free disk space on d: (%)	Total disk space on d: (Gb)
28-10-2017	41	170	63	150
27-10-2017	41	170	63	150
26-10-2017	41	170	63	150
25-10-2017	41	170	64	150
24-10-2017	41	170	64	150
23-10-2017	41	170	64	150
22-10-2017	41	170	64	150

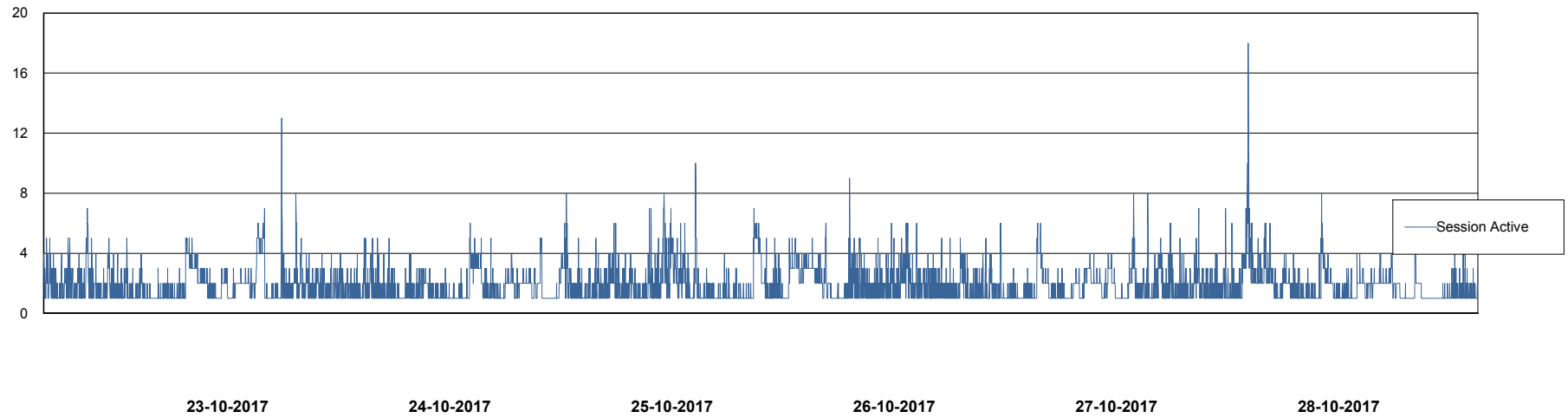
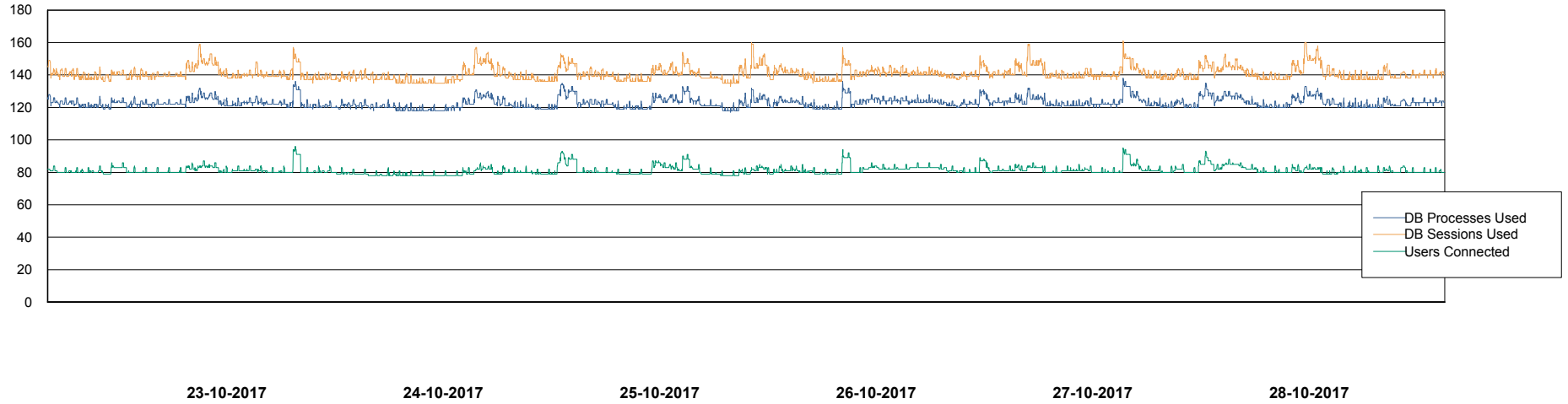
Weekly SLA Customer Report

Customer LLG_Production
Database ID 53



Database Performance LLGDB_Production

DB Processes Max 520
DB Sessions Max 804



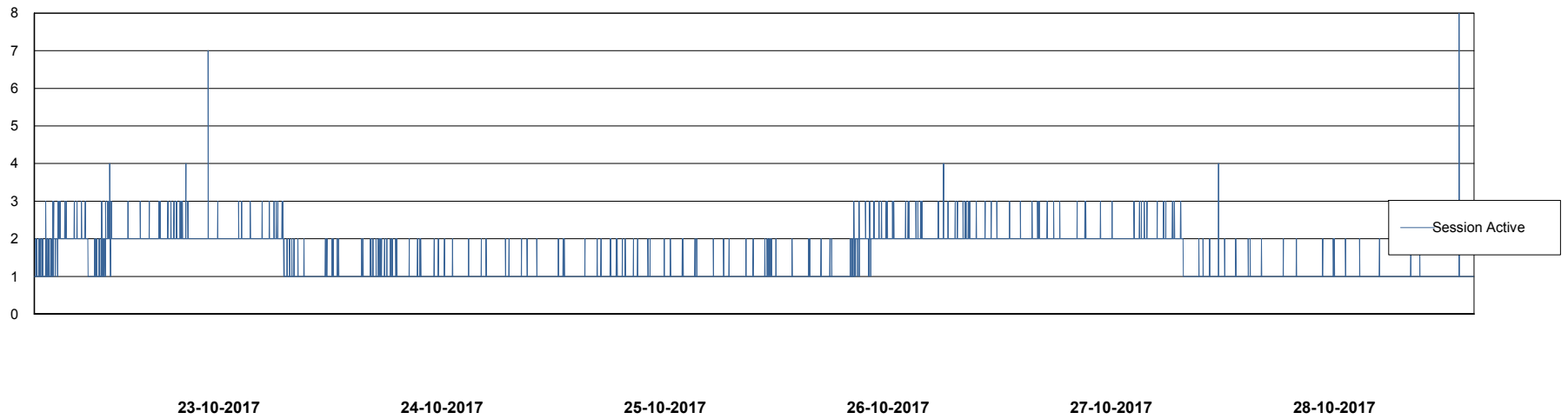
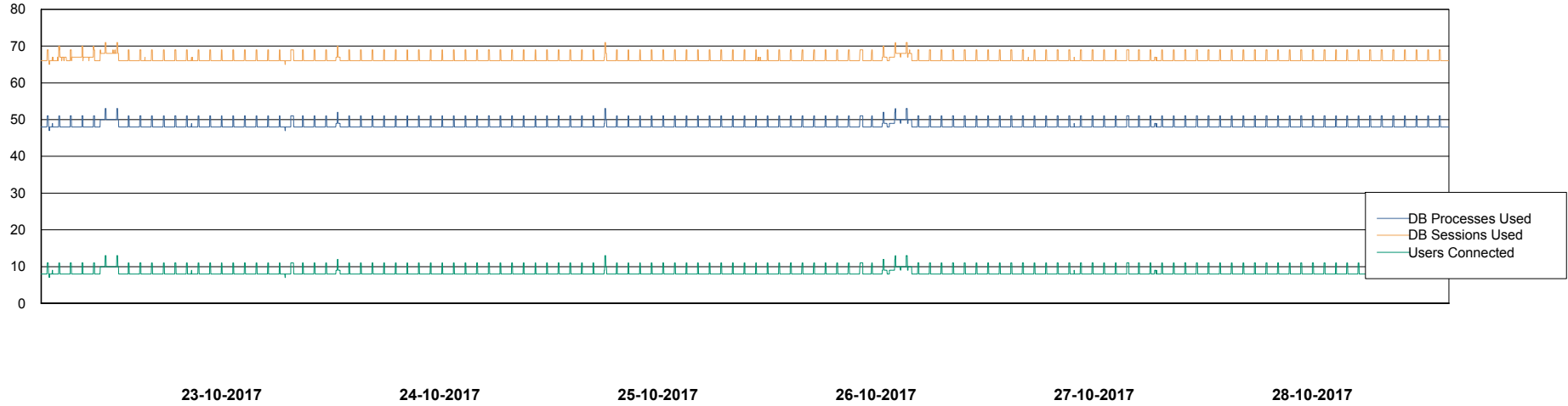
Weekly SLA Customer Report

Customer LLG_Production
Database ID 53



Database Performance LLGDB_Standby

DB Processes Max 520
DB Sessions Max 804



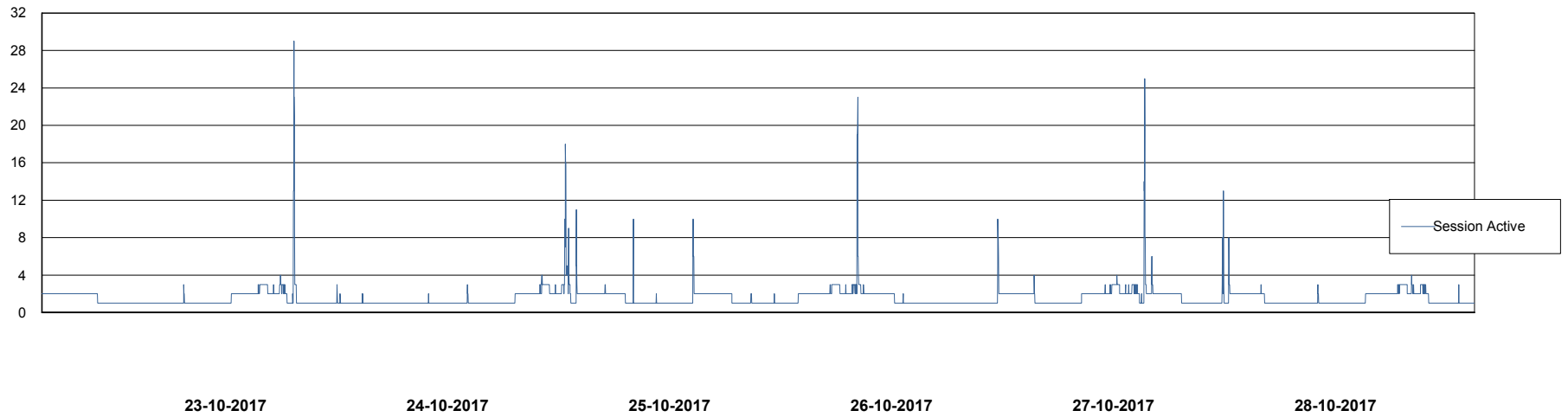
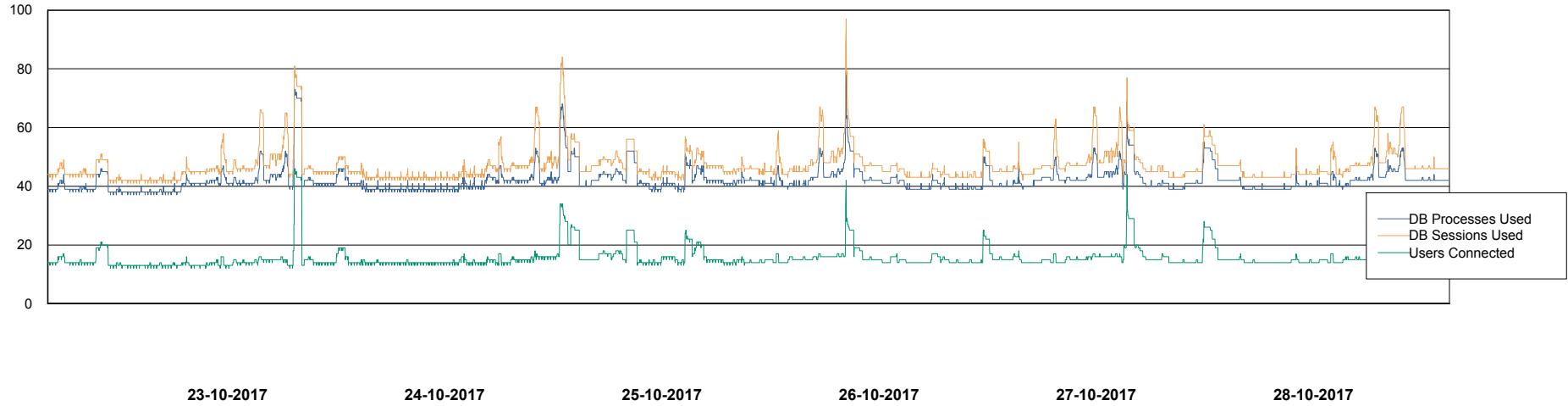
Weekly SLA Customer Report

Customer LLG_Production
Database ID 53



Database Performance LLGDBBI_Production

DB Processes Max 500
DB Sessions Max 780



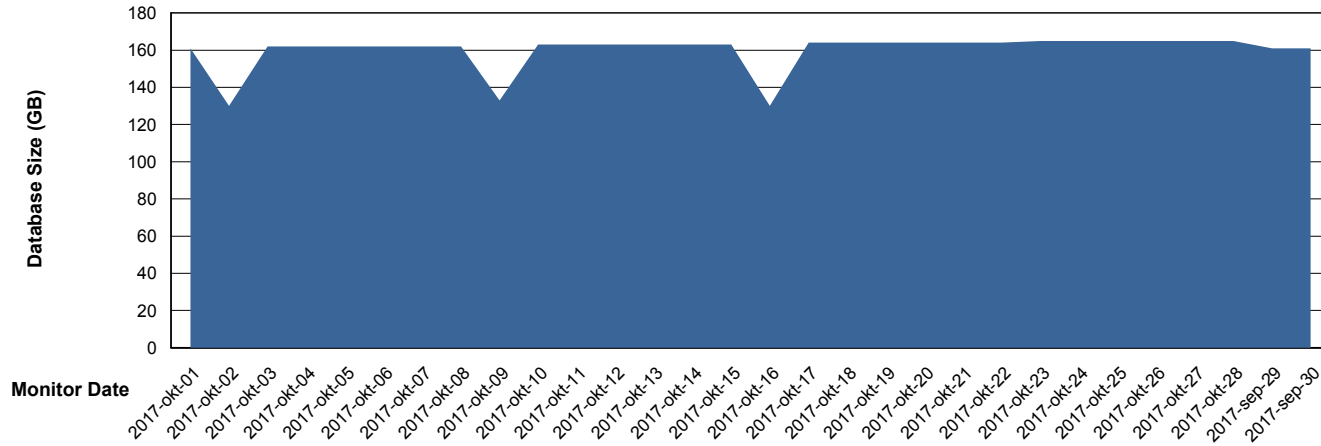
Weekly SLA Customer Report

Customer LLG_Production
Database ID 53



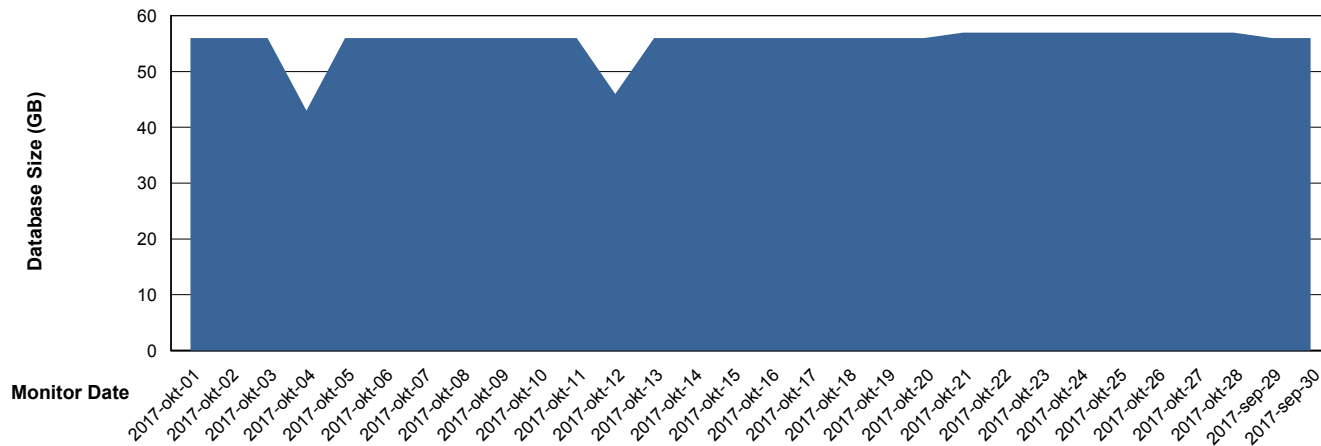
DATABASE SIZE LLGDB_Production

Database growth over last month



DATABASE SIZE LLGDBBI_Production

Database growth over last month



Weekly SLA Customer Report

Customer LLG_Production
 Database ID 53



Database Tablespace		LLGDB_Production		
Date	Tablespace Name	Filesize (Gb)	Usedsize (Gb)	Percentage free
28-10-2017	ABSDATA	2	75	16
	INDX	2	89	14
27-10-2017	ABSDATA	2	75	16
	INDX	2	89	14
26-10-2017	ABSDATA	2	75	16
	INDX	2	89	14
25-10-2017	ABSDATA	2	75	16
	INDX	2	89	14
24-10-2017	ABSDATA	2	75	16
	INDX	2	89	14
23-10-2017	ABSDATA	2	74	17
	INDX	2	88	15
22-10-2017	ABSDATA	2	74	17
	INDX	2	88	15

Weekly SLA Customer Report

Customer LLG_Production
Database ID 53



Database Tablespace		LLGDBBI_Production		
Date	Tablespace Name	Filesize (Gb)	Usedsize (Gb)	Percentage free
28-10-2017	ABSDATA	2	27	23
	INDX	2	26	19
27-10-2017	ABSDATA	2	27	23
	INDX	2	26	19
26-10-2017	ABSDATA	2	27	23
	INDX	2	26	19
25-10-2017	ABSDATA	2	27	23
	INDX	2	26	19
24-10-2017	ABSDATA	2	27	23
	INDX	2	26	19
23-10-2017	ABSDATA	2	27	23
	INDX	2	26	19
22-10-2017	ABSDATA	2	27	23
	INDX	2	26	19

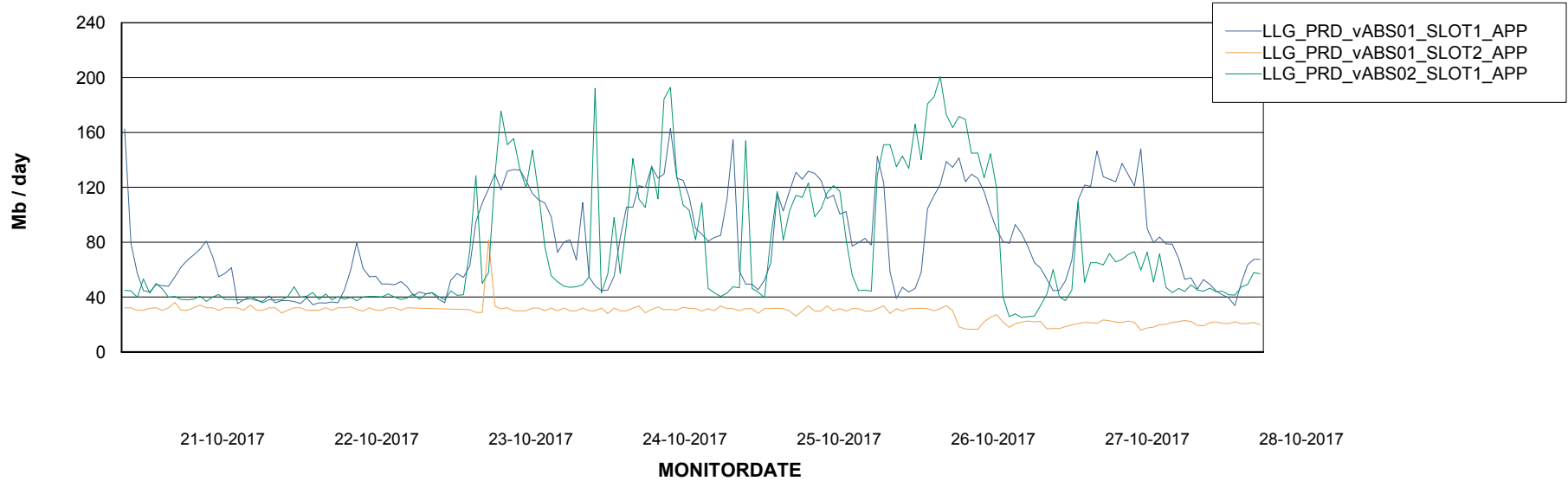
Weekly SLA Customer Report

Customer LLG_Production
Database ID 53

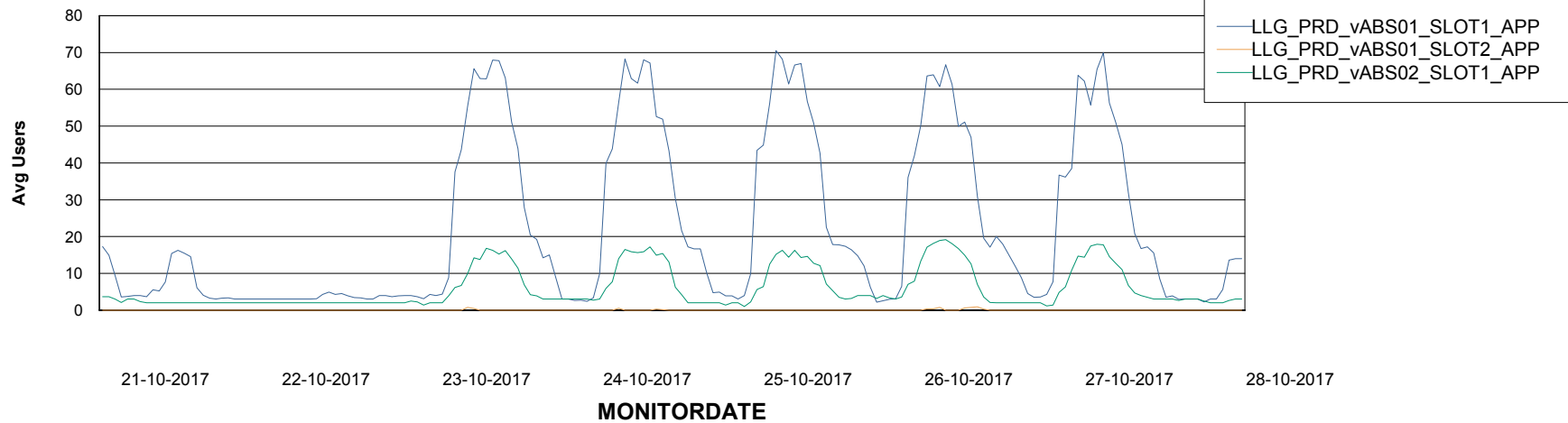


ABSSolute Application Server Services

Avg memory used per ABS Server Service



Avg users per day per ABS server



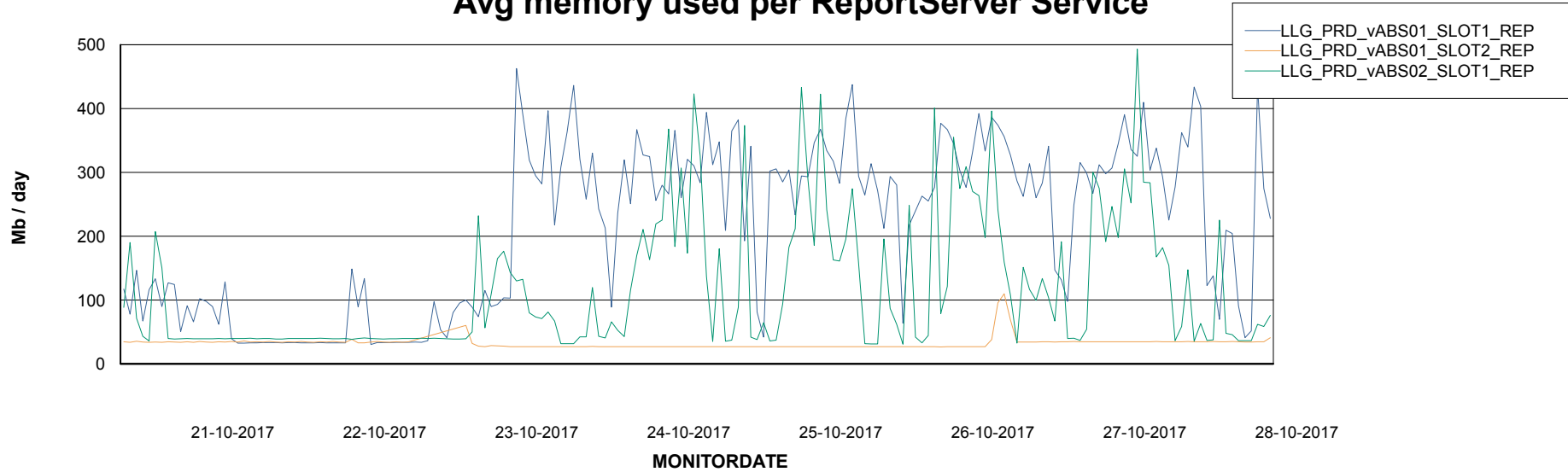
Weekly SLA Customer Report

Customer LLG_Production
Database ID 53



ABSSolute Application ReportServer Services

Avg memory used per ReportServer Service



Disaster per ABS component

