

Weekly SLA Customer Report

Customer STX_Production
Database ID 71



Harddisk Usage STX_PRD_LDRSRV

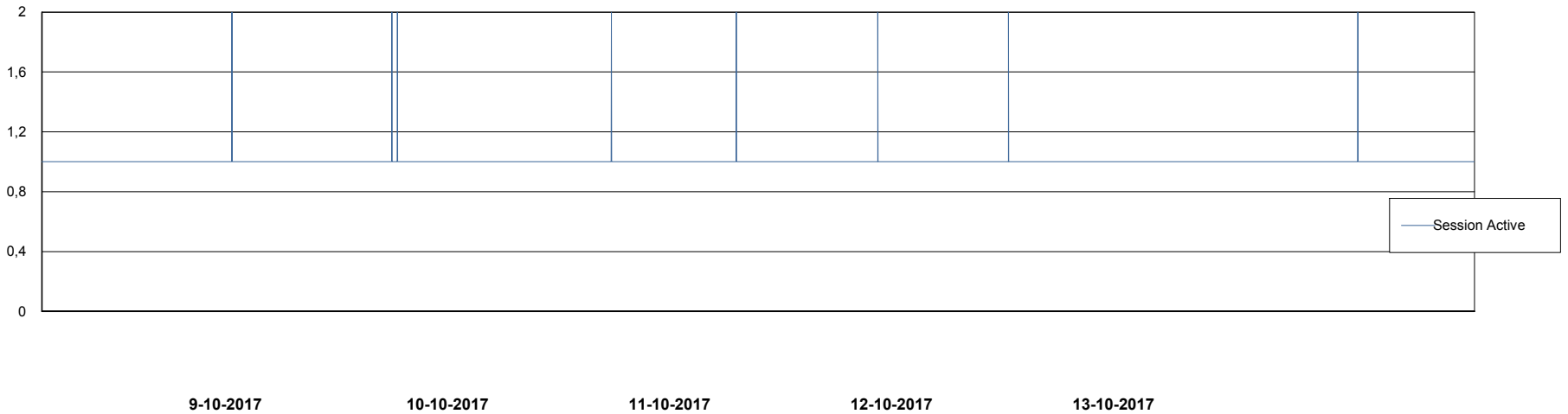
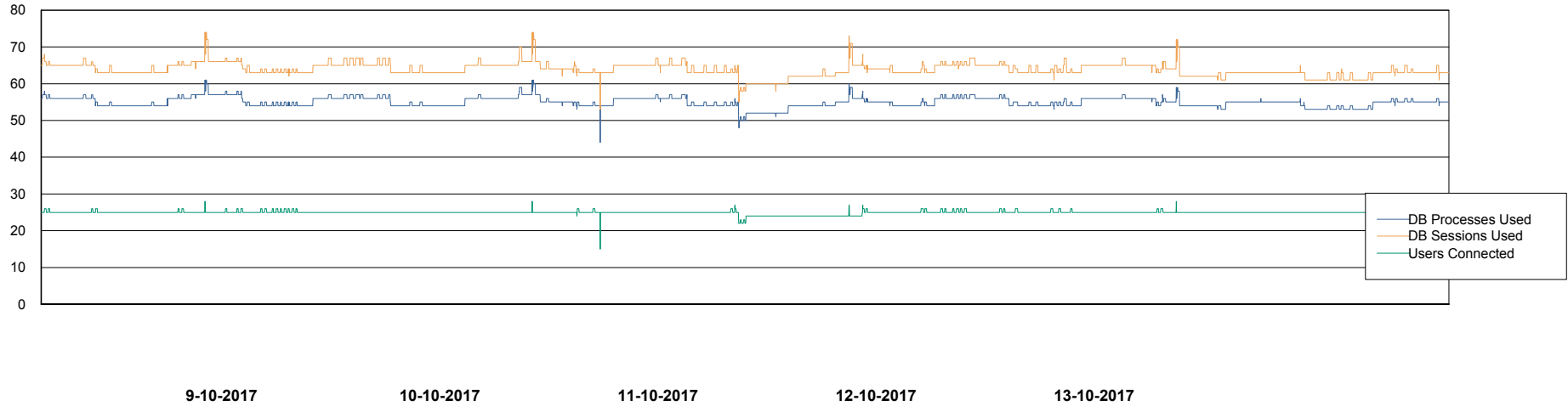
	Free disk space on c: (%)	Total disk space on c: (Gb)	Free disk space on d: (%)	Total disk space on d: (Gb)
14-10-2017	56	100	42	400
13-10-2017	48	100	38	400
12-10-2017	49	100	38	400
11-10-2017	48	100	38	400
10-10-2017	48	100	38	400
9-10-2017	48	100	38	400
8-10-2017	48	100	38	400

Weekly SLA Customer Report

Customer STX_Production
Database ID 71



Database Performance STXDB_Production



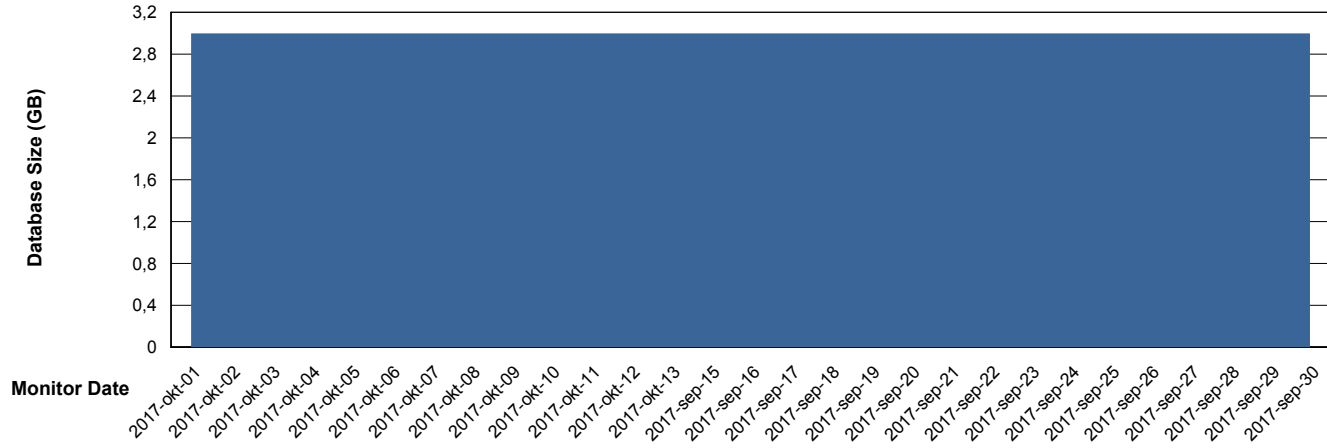
Weekly SLA Customer Report

Customer STX_Production
 Database ID 71



DATABASE SIZE STXDB_Production

Database growth over last month



Database Tablespace STXDB_Production

Date	Tablespace Name	Filesize (Gb)	Usedsize (Gb)	Percentage free
13-10-2017	ABSDATA	2	2	33
	INDX	2	0	100
12-10-2017	ABSDATA	2	2	33
	INDX	2	0	100
11-10-2017	ABSDATA	2	2	33
	INDX	2	0	100
10-10-2017	ABSDATA	2	2	33
	INDX	2	0	100
9-10-2017	ABSDATA	2	2	33
	INDX	2	0	100
8-10-2017	ABSDATA	2	2	33
	INDX	2	0	100

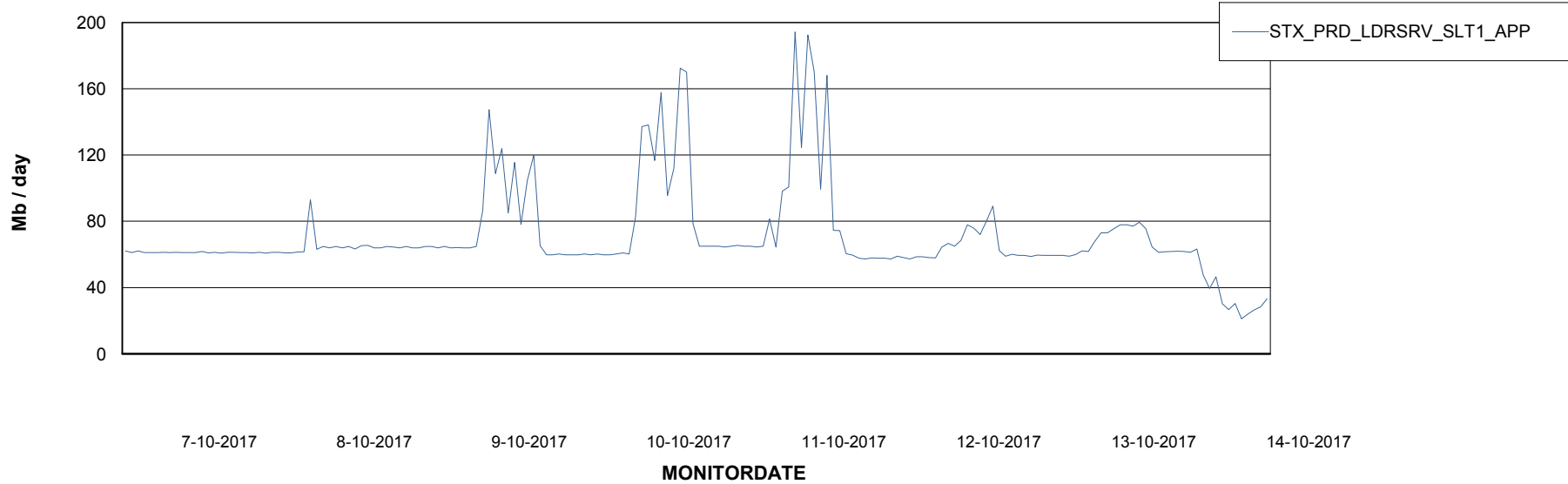
Weekly SLA Customer Report

Customer STX_Production
Database ID 71

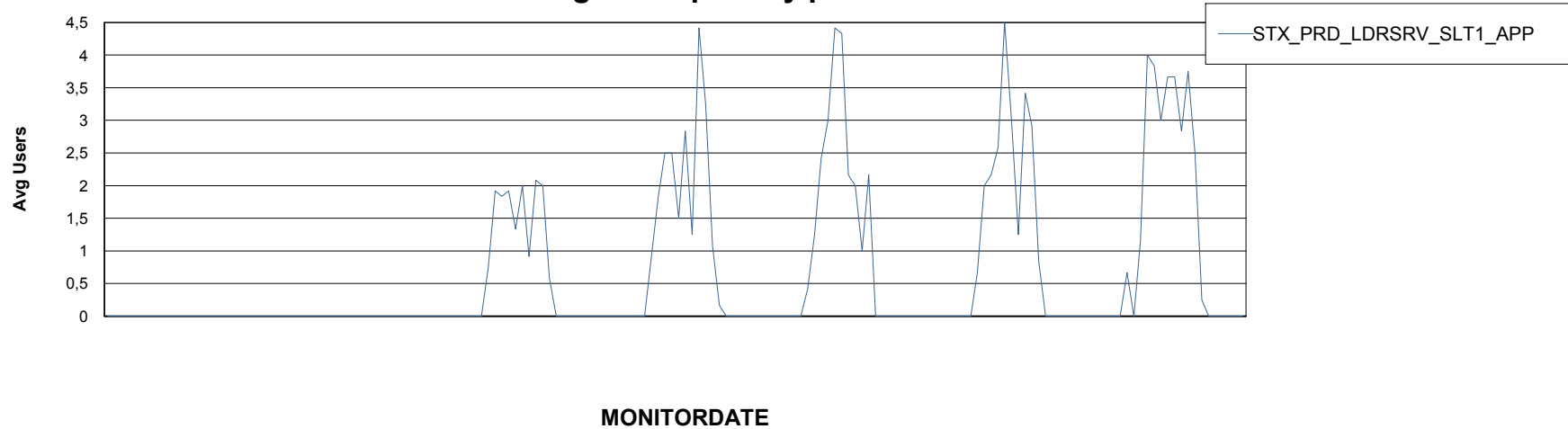


ABSSolute Application Server Services

Avg memory used per ABS Server Service



Avg users per day per ABS server



Weekly SLA Customer Report

Customer STX_Production
Database ID 71



ABSSolute Application Server Services

7-10-2017

8-10-2017

9-10-2017

10-10-2017

11-10-2017

12-10-2017

13-10-2017

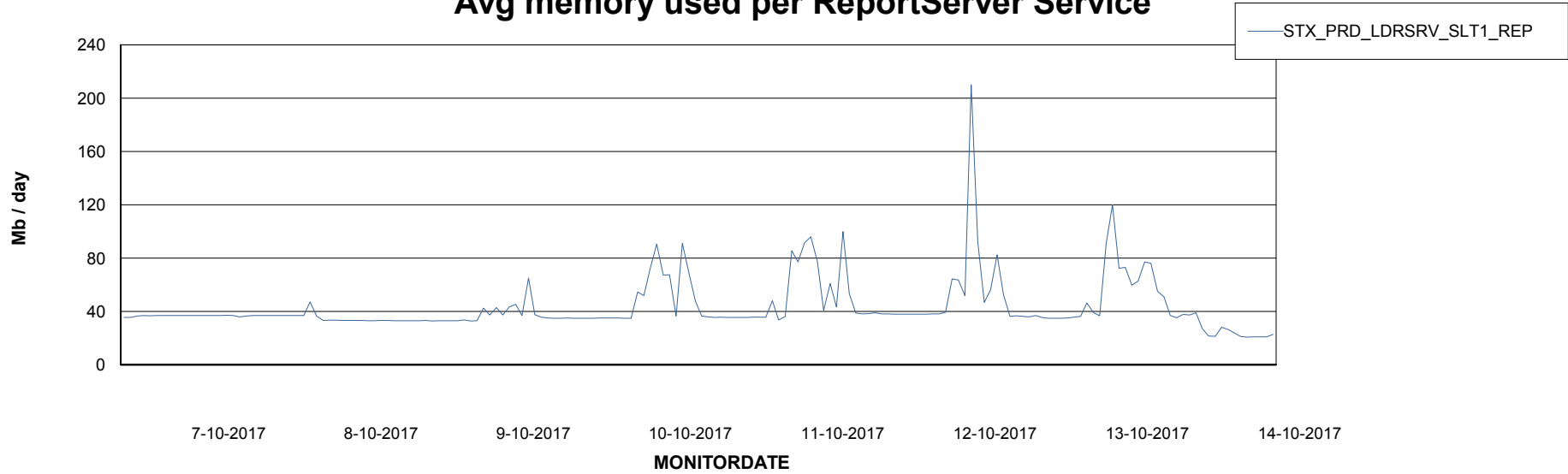
Weekly SLA Customer Report

Customer STX_Production
Database ID 71



ABSSolute Application ReportServer Services

Avg memory used per ReportServer Service



Disaster per ABS component

