

Weekly SLA Customer Report

Customer LLG_Production
Database ID 53



Harddisk Usage LLG_PRD_BI01

	Free disk space on c: (%)	Total disk space on c: (Gb)
14-10-2017	53	559
13-10-2017	53	559
12-10-2017	53	559
11-10-2017	53	559
10-10-2017	53	559
9-10-2017	53	559
8-10-2017	53	559

Harddisk Usage LLG_PRD_ORA01

	Free disk space on c: (%)	Total disk space on c: (Gb)	Free disk space on d: (%)	Total disk space on d: (Gb)
14-10-2017	87	1,117	26	600
13-10-2017	87	1,117	31	600
12-10-2017	87	1,117	35	600
11-10-2017	87	1,117	39	600
10-10-2017	87	1,117	40	600
9-10-2017	87	1,117	27	600
8-10-2017	87	1,117	12	600

Weekly SLA Customer Report

Customer LLG_Production
Database ID 53



Harddisk Usage LLG_PRD_ORA02

	Free disk space on c: (%)	Total disk space on c: (Gb)	Free disk space on d: (%)	Total disk space on d: (Gb)
14-10-2017	78	279	19	600
13-10-2017	78	279	19	600
12-10-2017	78	279	19	600
11-10-2017	78	279	19	600
10-10-2017	78	279	18	600
9-10-2017	78	279	18	600
8-10-2017	78	279	18	600

Harddisk Usage LLG_PRD_vABS01

	Free disk space on c: (%)	Total disk space on c: (Gb)	Free disk space on d: (%)	Total disk space on d: (Gb)
14-10-2017	40	180	77	150
13-10-2017	40	180	77	150
12-10-2017	40	180	77	150
11-10-2017	41	180	77	150
10-10-2017	41	180	77	150
9-10-2017	41	180	77	150
8-10-2017	41	180	77	150

Weekly SLA Customer Report

Customer LLG_Production
Database ID 53



Harddisk Usage LLG_PRD_vABS02

	Free disk space on c: (%)	Total disk space on c: (Gb)	Free disk space on d: (%)	Total disk space on d: (Gb)
14-10-2017	42	170	64	150
13-10-2017	42	170	64	150
12-10-2017	42	170	64	150
11-10-2017	42	170	64	150
10-10-2017	43	170	64	150
9-10-2017	43	170	64	150
8-10-2017	43	170	64	150

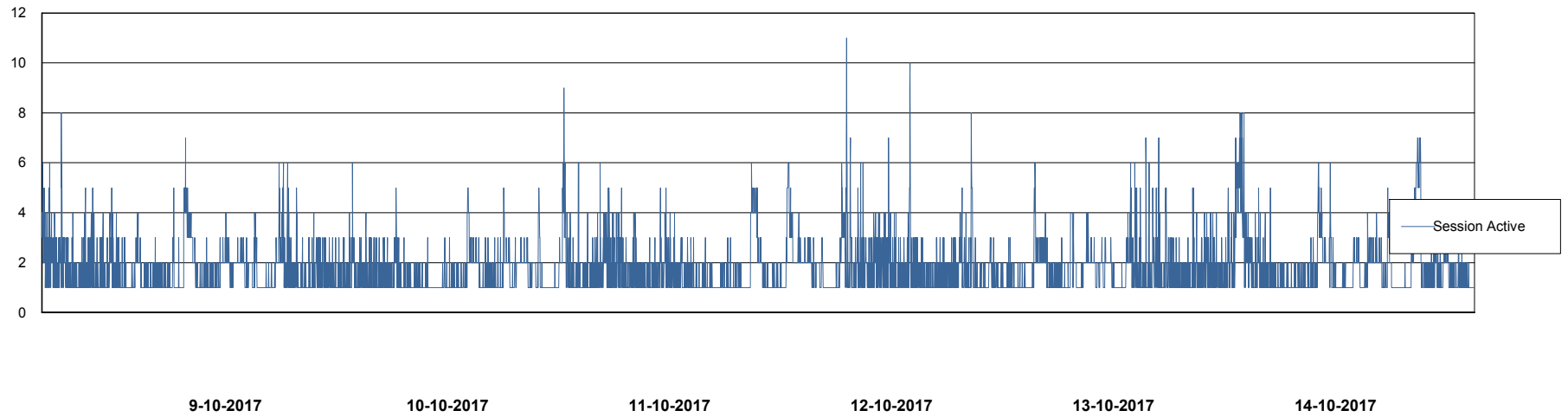
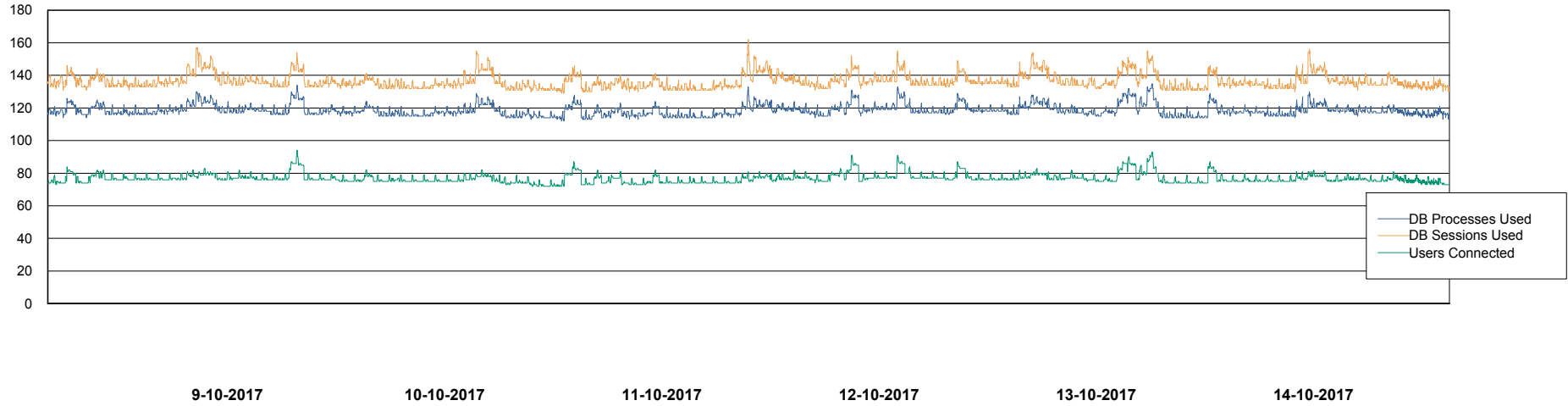
Weekly SLA Customer Report

Customer LLG_Production
Database ID 53



Database Performance LLGDB_Production

DB Processes Max 520
DB Sessions Max 804

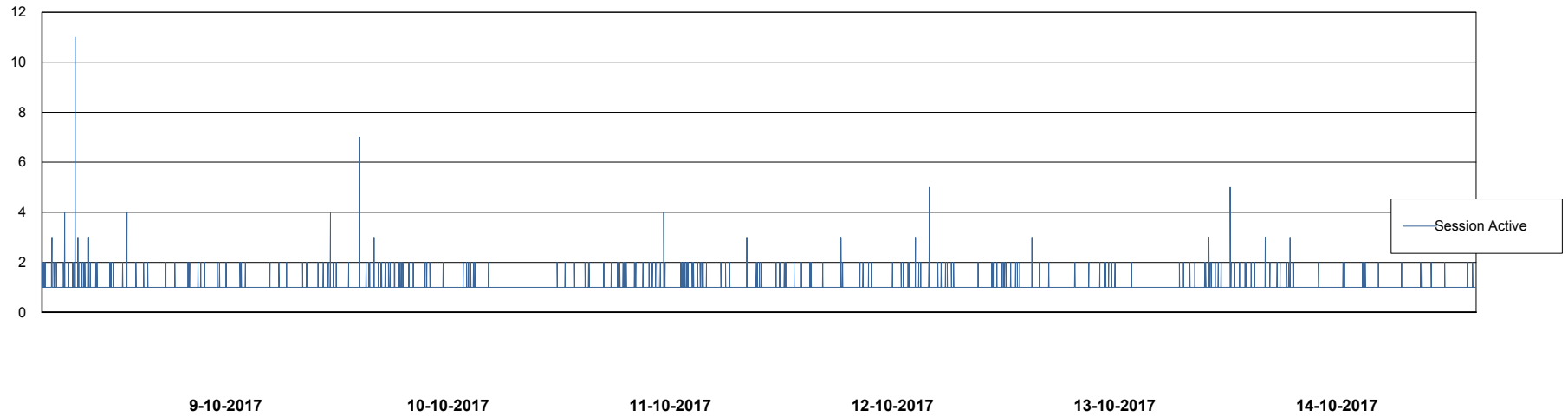
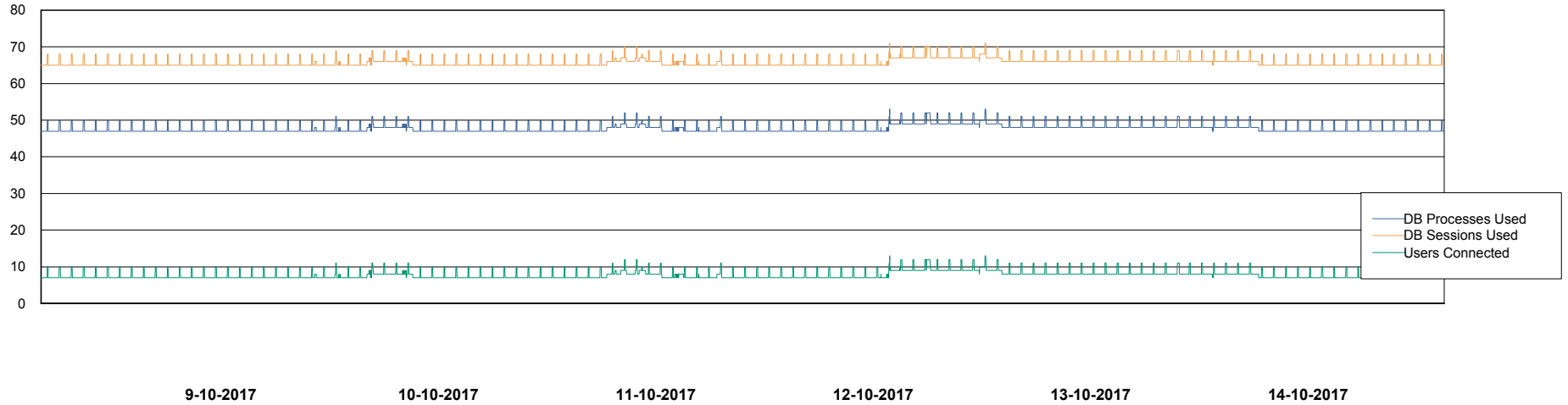


Weekly SLA Customer Report

Customer LLG_Production
Database ID 53



Database Performance LLGDB_Standby



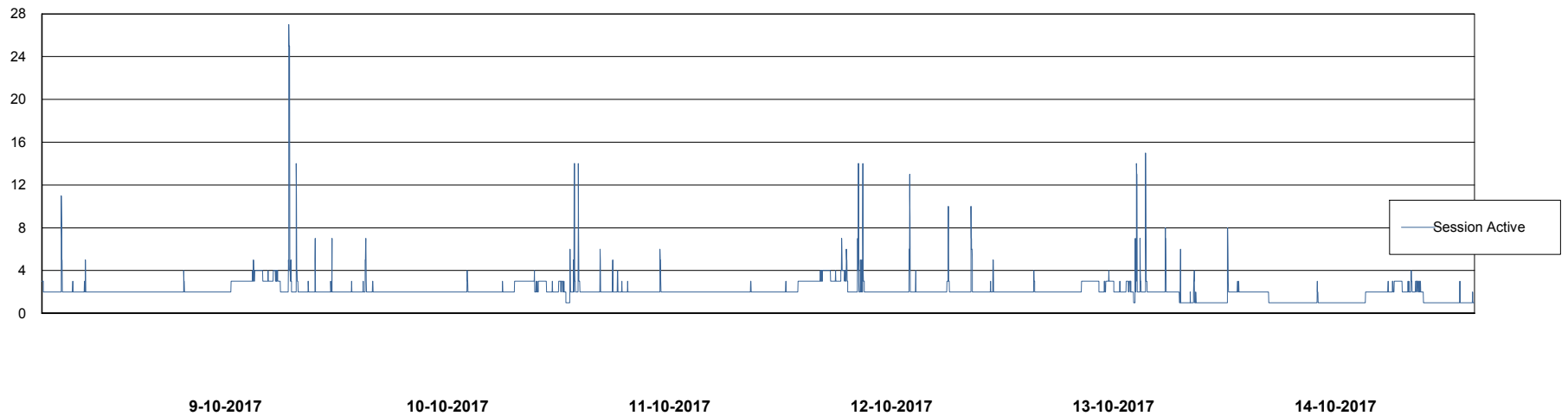
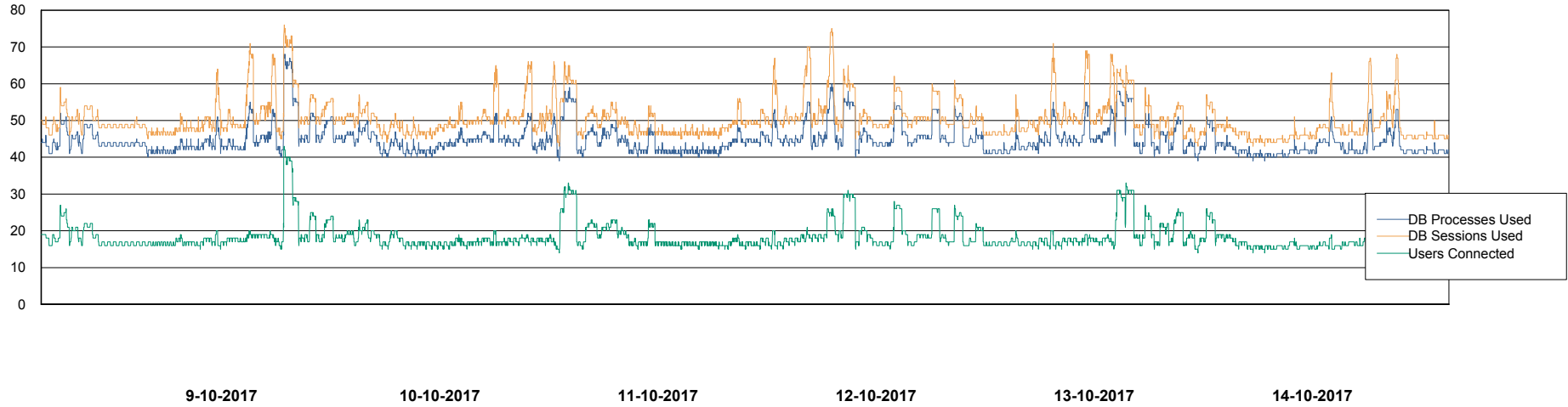
Weekly SLA Customer Report

Customer LLG_Production
Database ID 53



Database Performance LLGDBBI_Production

DB Processes Max 500
DB Sessions Max 780



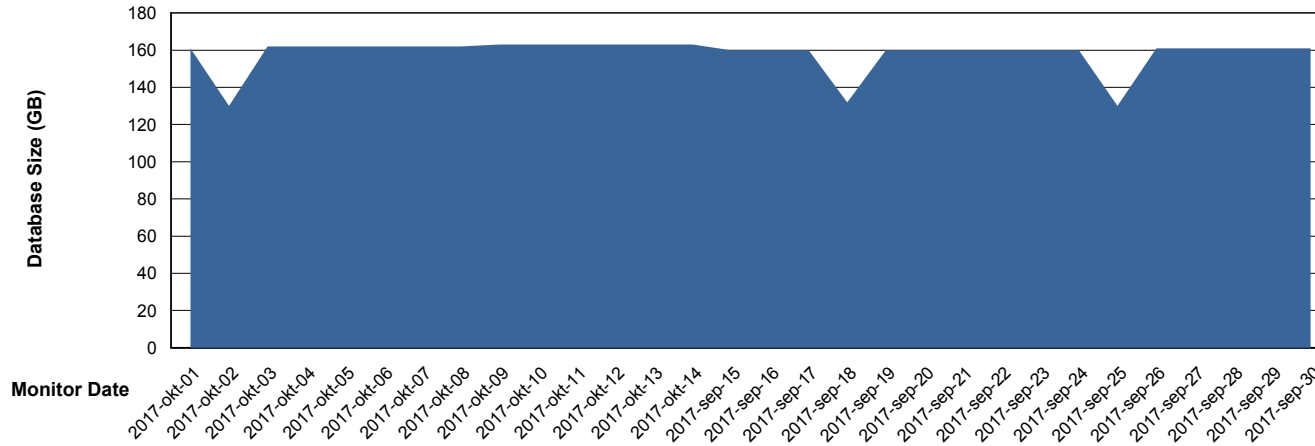
Weekly SLA Customer Report

Customer LLG_Production
 Database ID 53



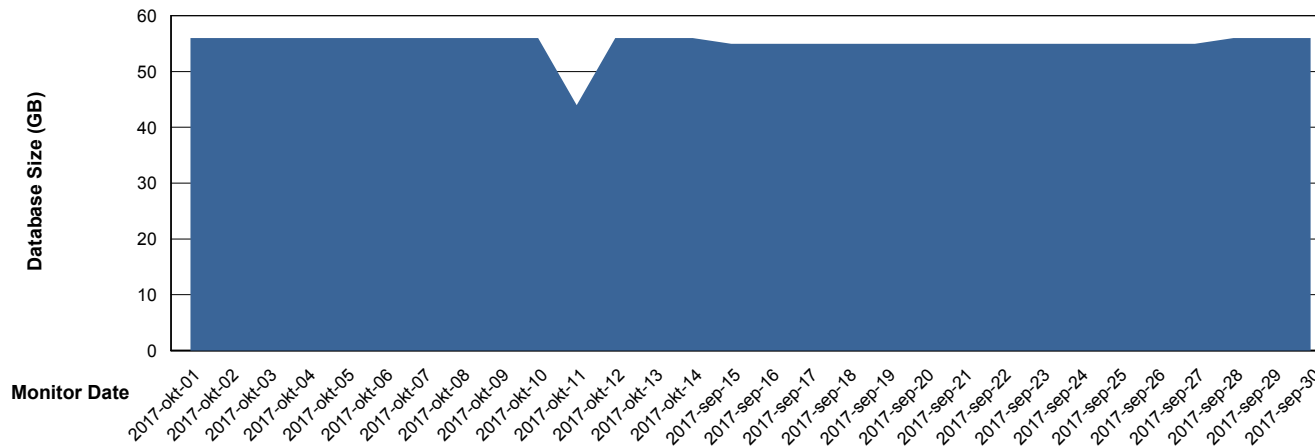
DATABASE SIZE LLGDB_Production

Database growth over last month



DATABASE SIZE LLGDBBI_Production

Database growth over last month



Weekly SLA Customer Report

Customer LLG_Production
 Database ID 53



Database Tablespace		LLGDB_Production		
Date	Tablespace Name	Filesize (Gb)	Usedsize (Gb)	Percentage free
14-10-2017	ABSDATA	2	74	17
	INDX	2	87	16
13-10-2017	ABSDATA	2	74	17
	INDX	2	87	16
12-10-2017	ABSDATA	2	74	17
	INDX	2	87	16
11-10-2017	ABSDATA	2	74	17
	INDX	2	87	16
10-10-2017	ABSDATA	2	74	17
	INDX	2	87	16
9-10-2017	ABSDATA	2	74	17
	INDX	2	87	16
8-10-2017	ABSDATA	2	73	18
	INDX	2	87	16

Weekly SLA Customer Report

Customer LLG_Production
Database ID 53



Database Tablespace		LLGDBBI_Production		
Date	Tablespace Name	Filesize (Gb)	Usedsize (Gb)	Percentage free
14-10-2017	ABSDATA	2	27	23
	INDX	2	25	22
13-10-2017	ABSDATA	2	27	23
	INDX	2	25	22
12-10-2017	ABSDATA	2	27	23
	INDX	2	25	22
11-10-2017	ABSDATA	2	27	23
	INDX	2	25	22
10-10-2017	ABSDATA	2	27	23
	INDX	2	25	22
9-10-2017	ABSDATA	2	27	23
	INDX	2	25	22
8-10-2017	ABSDATA	2	27	23
	INDX	2	25	22

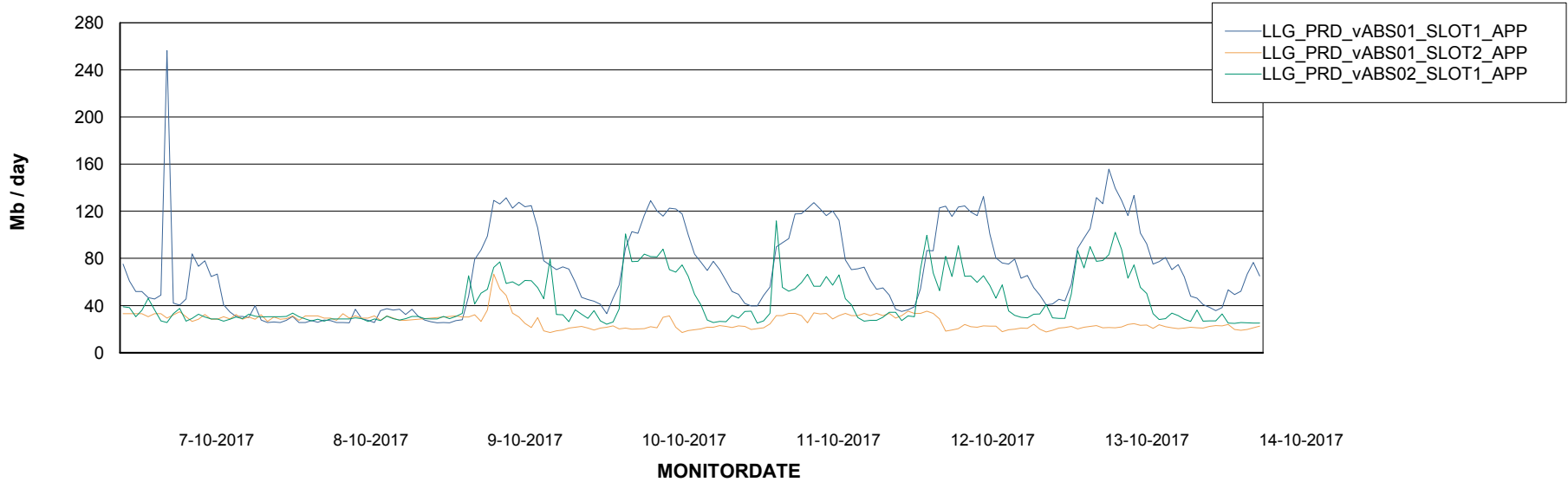
Weekly SLA Customer Report

Customer LLG_Production
Database ID 53

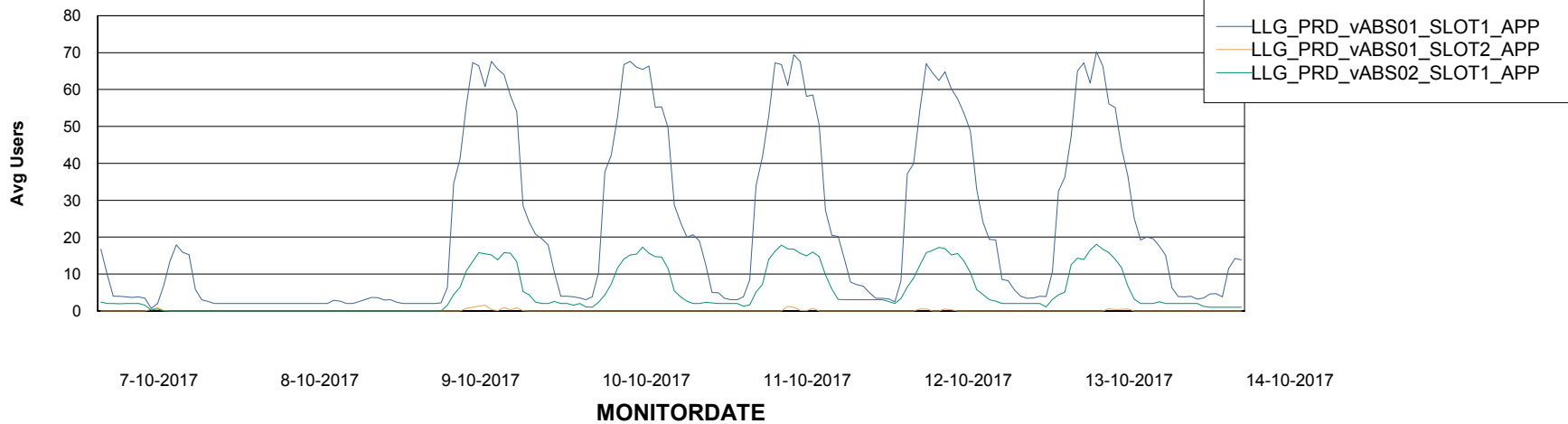


ABSolute Application Server Services

Avg memory used per ABS Server Service



Avg users per day per ABS server



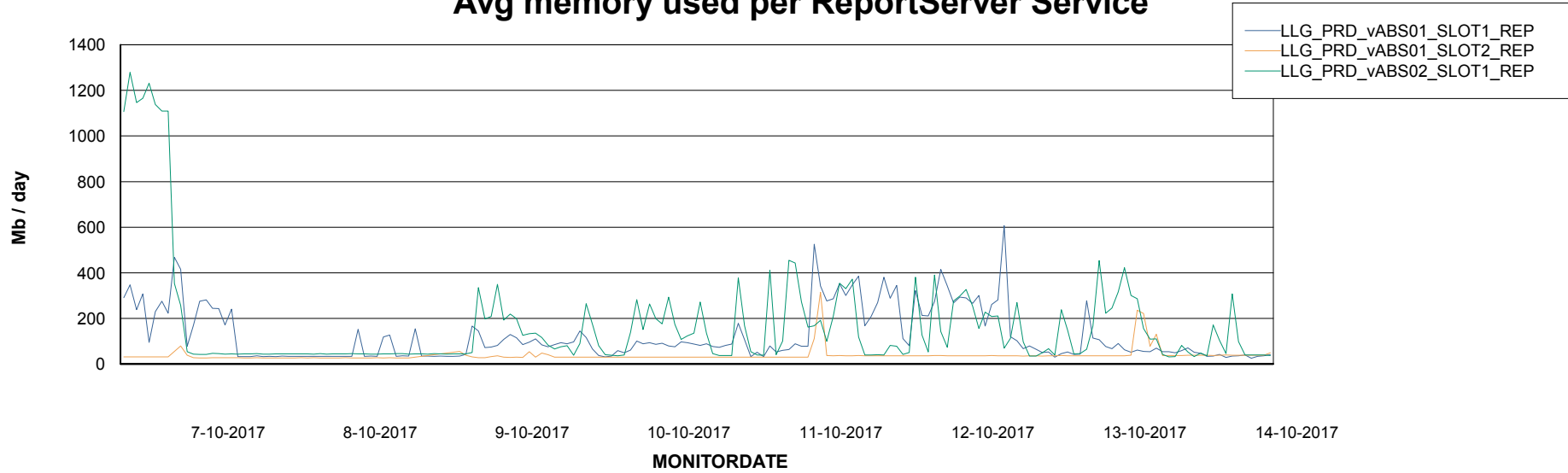
Weekly SLA Customer Report

Customer LLG_Production
Database ID 53



ABSSolute Application ReportServer Services

Avg memory used per ReportServer Service



Disaster per ABS component

