

Weekly SLA Customer Report

Customer CLO Production
Database ID 38



Harddisk Usage CLO_PRD_CLOBI

	Free disk space on c: (%)	Total disk space on c: (Gb)	Free disk space on d: (%)	Total disk space on d: (Gb)	Free disk space on e: (%)	Total disk space on e: (Gb)
14-10-2017	32	68	50	68	39	68
13-10-2017	32	68	50	68	41	68
12-10-2017	32	68	50	68	41	68
11-10-2017	32	68	50	68	39	68
10-10-2017	32	68	50	68	32	68
9-10-2017	32	68	50	68	42	68
8-10-2017	32	68	50	68	42	68

Harddisk Usage CLO_PRD_CLO_ORACLE_001

	Free disk space on c: (%)	Total disk space on c: (Gb)	Free disk space on d: (%)	Total disk space on d: (Gb)	Free disk space on e: (%)	Total disk space on e: (Gb)	Free disk space on f: (%)	Total disk space on f: (Gb)
14-10-2017	16	137	39	137	64	107	31	466
13-10-2017	16	137	39	137	63	107	31	466
12-10-2017	17	137	39	137	66	107	31	466
11-10-2017	17	137	39	137	68	107	31	466
10-10-2017	17	137	39	137	68	107	31	466
9-10-2017	17	137	39	137	68	107	31	466
8-10-2017	18	137	39	137	66	107	31	466

Weekly SLA Customer Report

Customer CLO Production
Database ID 38



Harddisk Usage CLO_PRD_CLO_ORACLE_002

	Free disk space on c: (%)	Total disk space on c: (Gb)	Free disk space on d: (%)	Total disk space on d: (Gb)	Free disk space on e: (%)	Total disk space on e: (Gb)
14-10-2017	28	273	17	137	85	107
13-10-2017	28	273	17	137	84	107
12-10-2017	28	273	17	137	87	107
11-10-2017	28	273	17	137	89	107
10-10-2017	28	273	18	137	89	107
9-10-2017	28	273	18	137	89	107
8-10-2017	29	273	18	137	87	107

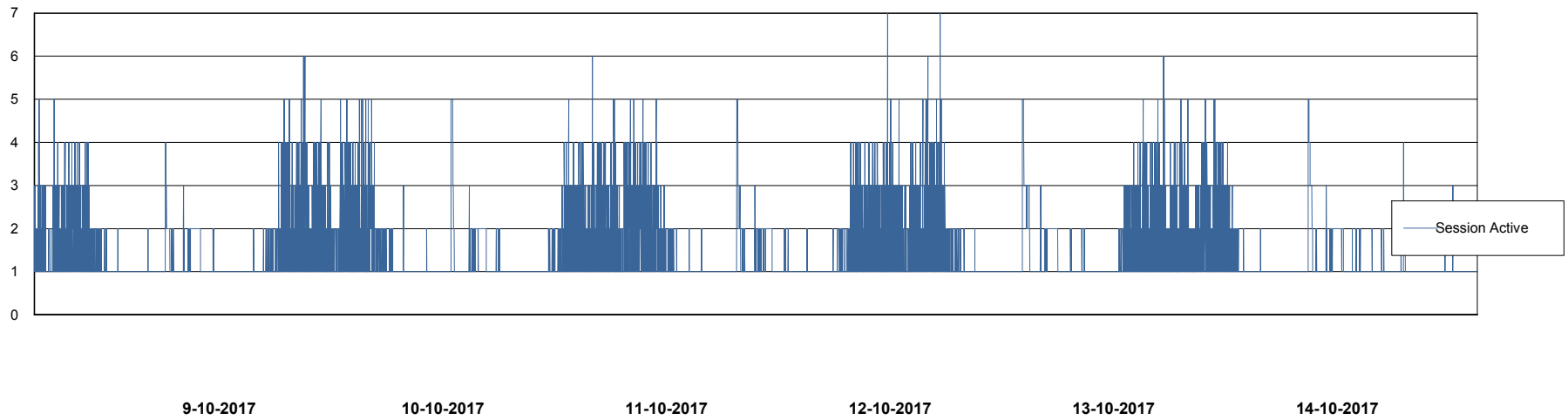
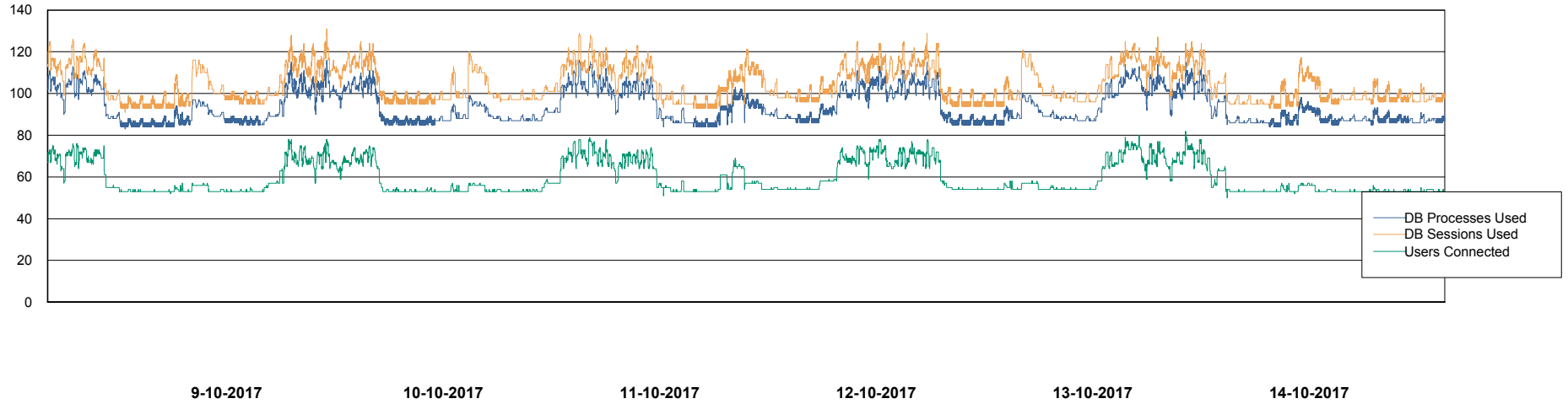
Weekly SLA Customer Report

Customer CLO Production
Database ID 38



Database Performance CLODB_Production

DB Processes Max 500
DB Sessions Max 792



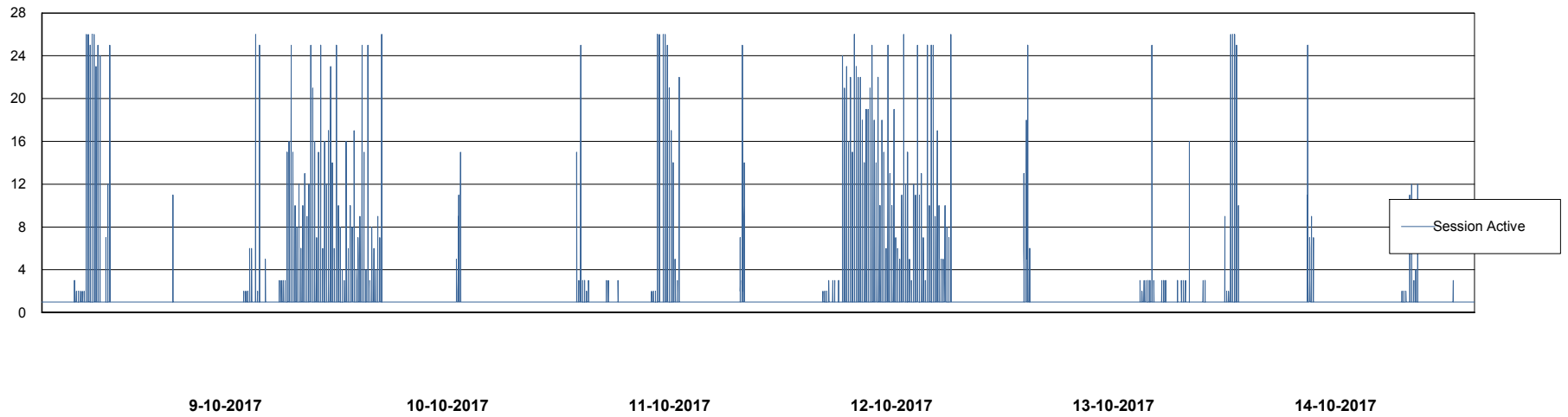
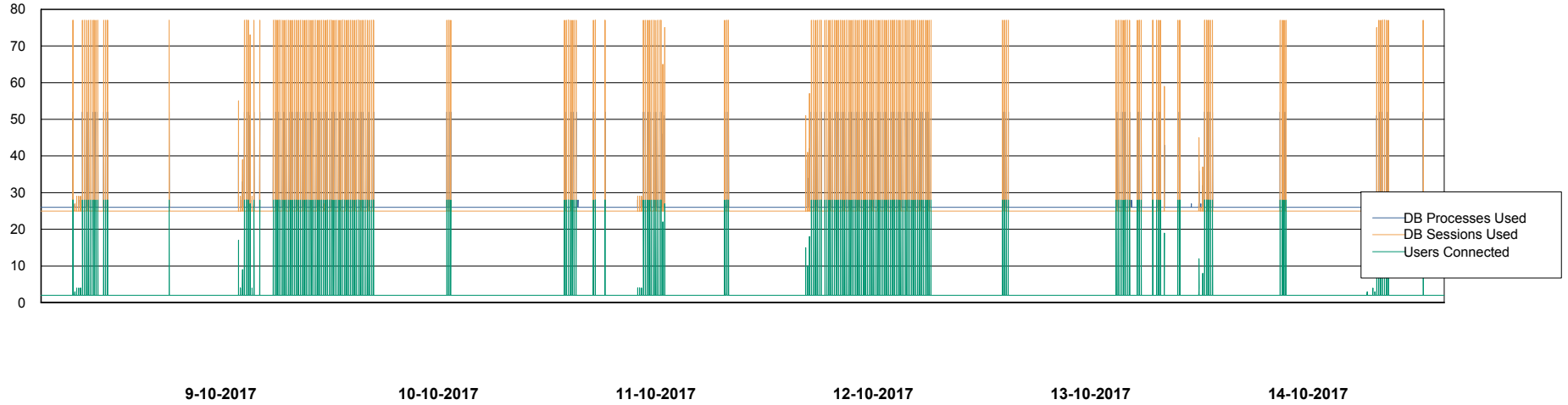
Weekly SLA Customer Report

Customer CLO Production
Database ID 38



Database Performance CLODB_Standby

DB Processes Max 500
DB Sessions Max 792



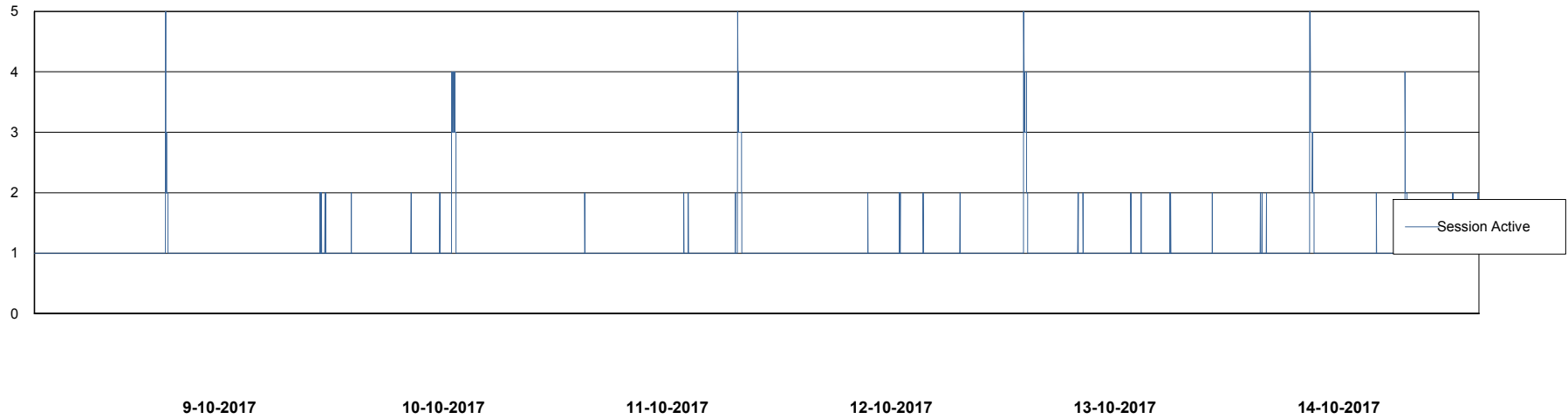
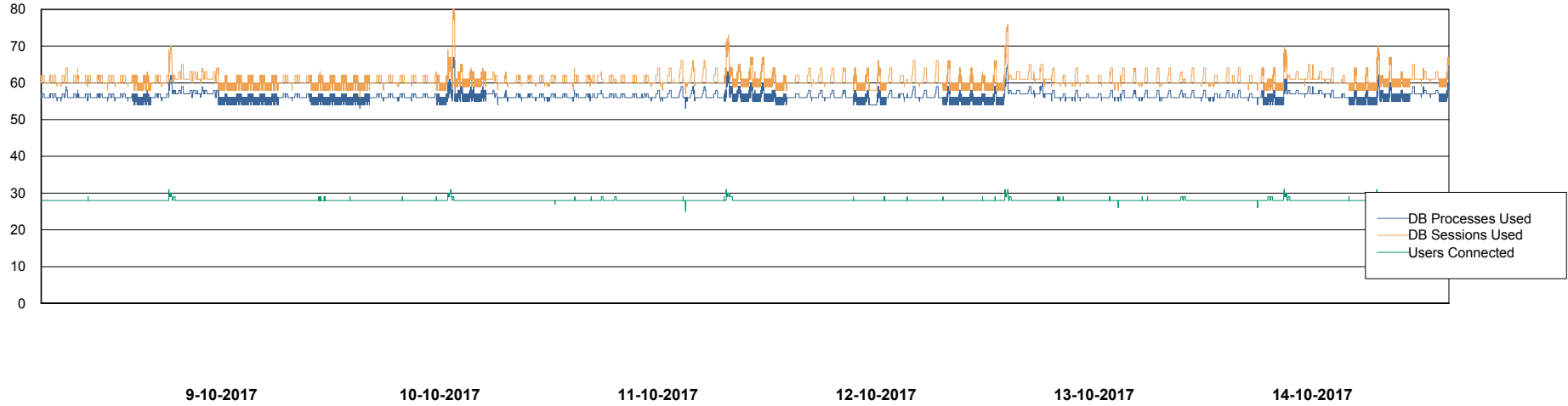
Weekly SLA Customer Report

Customer CLO Production
Database ID 38



Database Performance CLODB_Test

DB Processes Max 500
DB Sessions Max 792



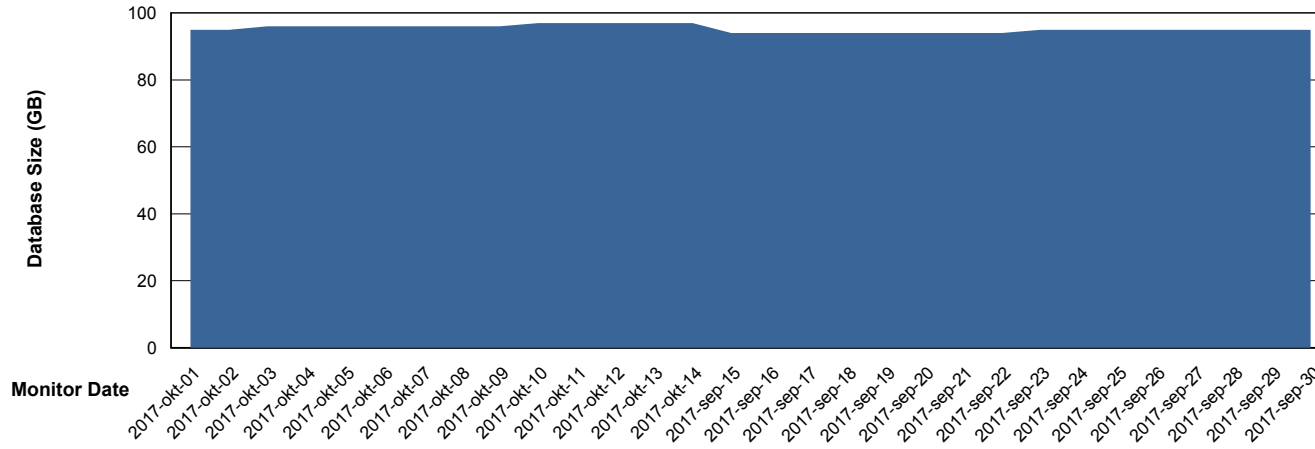
Weekly SLA Customer Report

Customer CLO Production
Database ID 38



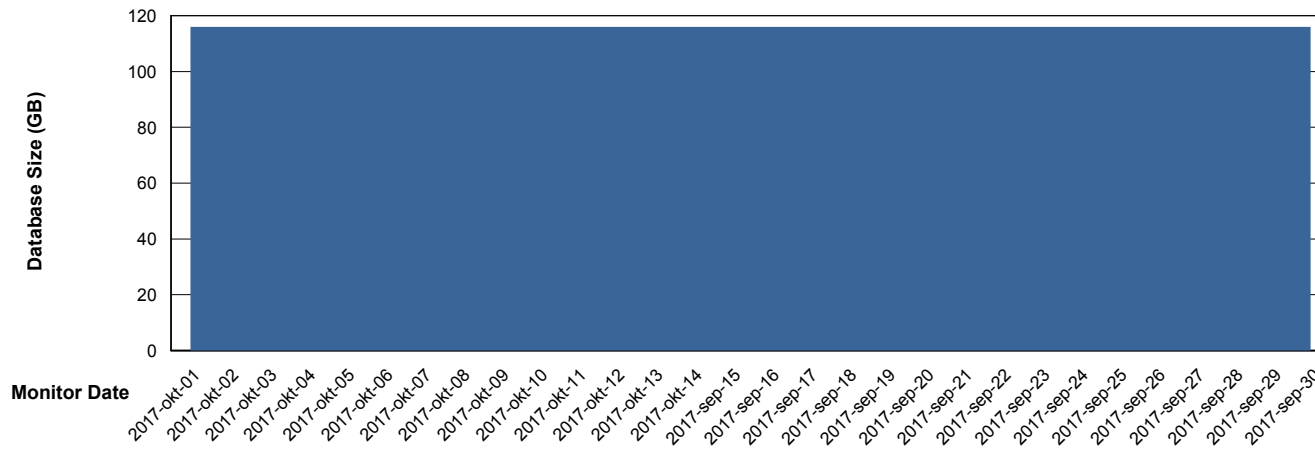
DATABASE SIZE CLODB_Production

Database growth over last month



DATABASE SIZE CLODB_Test

Database growth over last month



Weekly SLA Customer Report

Customer CLO Production
Database ID 38



Database Tablespace		CLODB_Production		
Date	Tablespace Name	Filesize (Gb)	Usedsize (Gb)	Percentage free
14-10-2017	ABSDATA	2	50	25
	INDX	2	45	21
13-10-2017	ABSDATA	2	50	25
	INDX	2	45	21
12-10-2017	ABSDATA	2	50	25
	INDX	2	45	21
11-10-2017	ABSDATA	2	50	25
	INDX	2	45	21
10-10-2017	ABSDATA	2	50	25
	INDX	2	45	21
9-10-2017	ABSDATA	2	50	25
	INDX	2	45	21
8-10-2017	ABSDATA	2	50	25
	INDX	2	45	21

Weekly SLA Customer Report

Customer CLO Production
Database ID 38



Database Tablespace		CLODB_Test		
Date	Tablespace Name	Filesize (Gb)	Usedsize (Gb)	Percentage free
14-10-2017	ABSDATA	2	63	3
	INDX	2	53	2
13-10-2017	ABSDATA	2	63	3
	INDX	2	53	2
12-10-2017	ABSDATA	2	63	3
	INDX	2	53	2
11-10-2017	ABSDATA	2	63	3
	INDX	2	53	2
10-10-2017	ABSDATA	2	63	3
	INDX	2	53	2
9-10-2017	ABSDATA	2	63	3
	INDX	2	53	2
8-10-2017	ABSDATA	2	63	3
	INDX	2	53	2

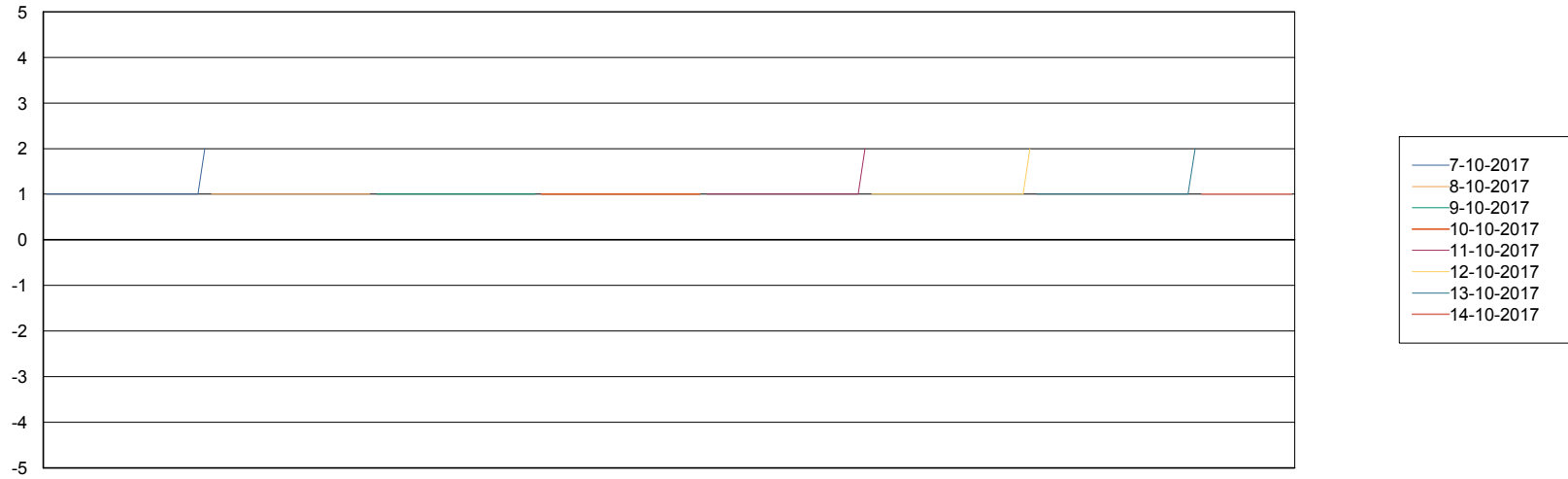
Weekly SLA Customer Report

Customer CLO Production
Database ID 38



Standby Database Health CLO Production

Recovery lag for last 7 days



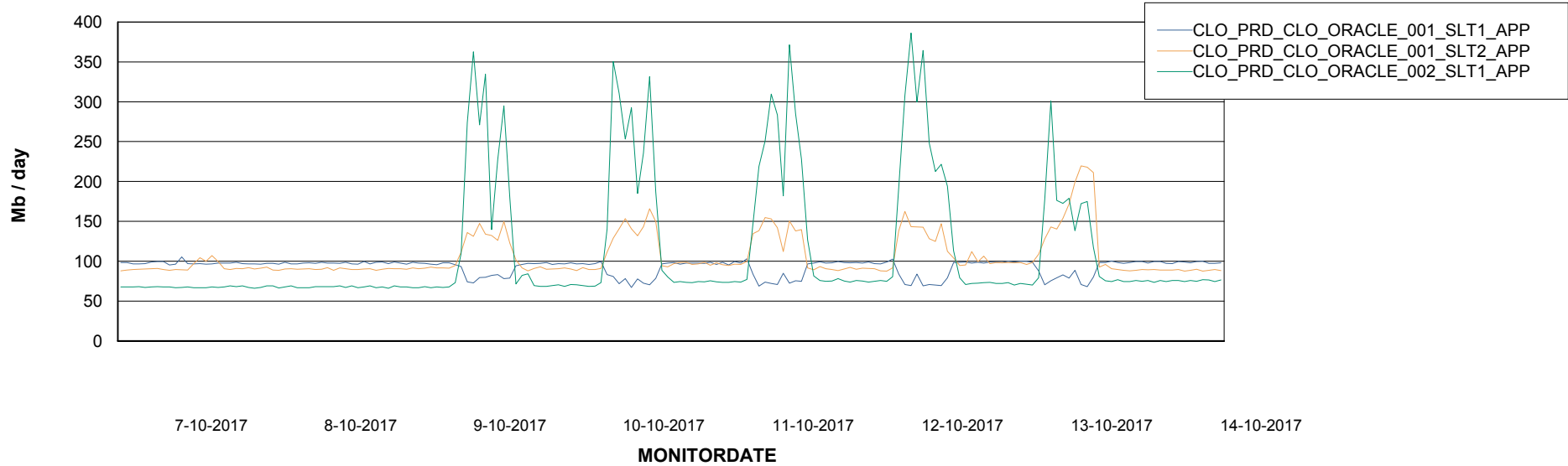
Weekly SLA Customer Report

Customer CLO Production
Database ID 38

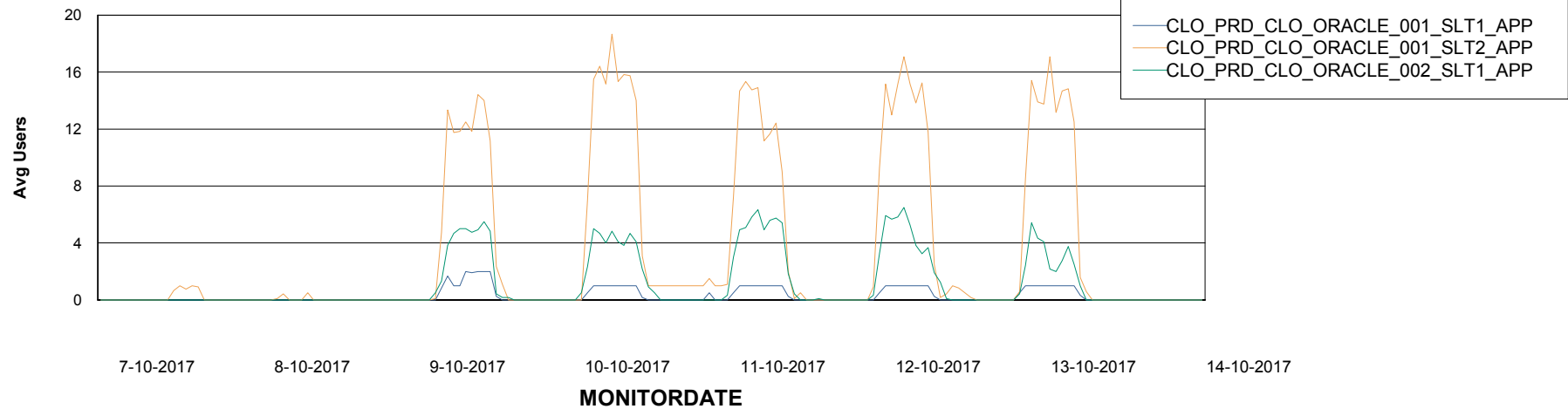


ABSSolute Application Server Services

Avg memory used per ABS Server Service



Avg users per day per ABS server



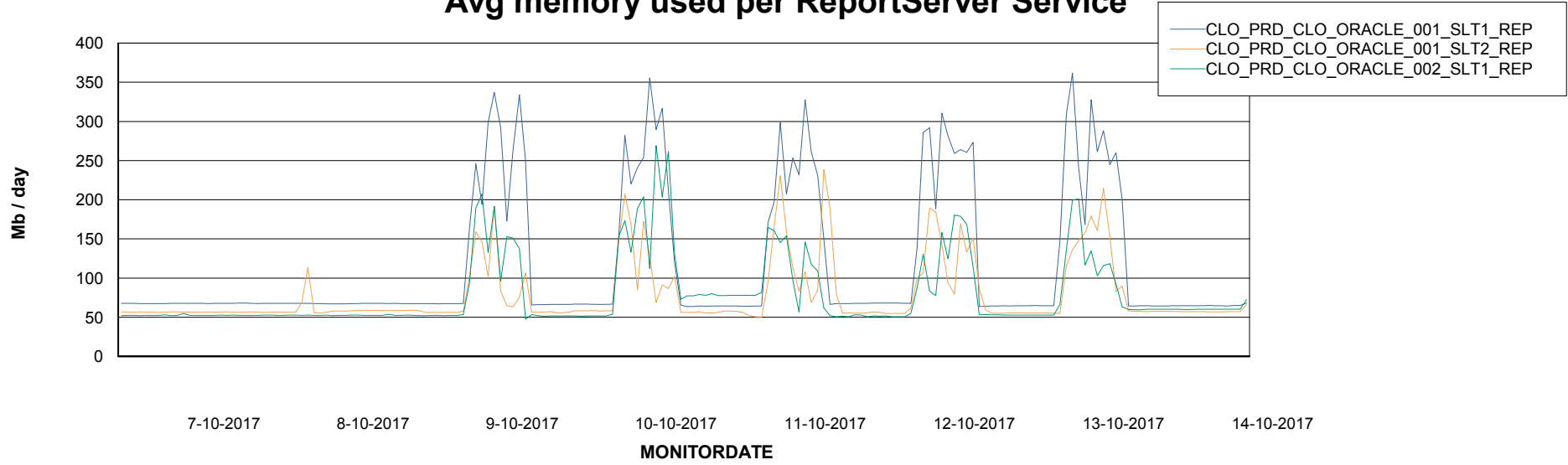
Weekly SLA Customer Report

Customer CLO Production
Database ID 38



ABSSolute Application ReportServer Services

Avg memory used per ReportServer Service



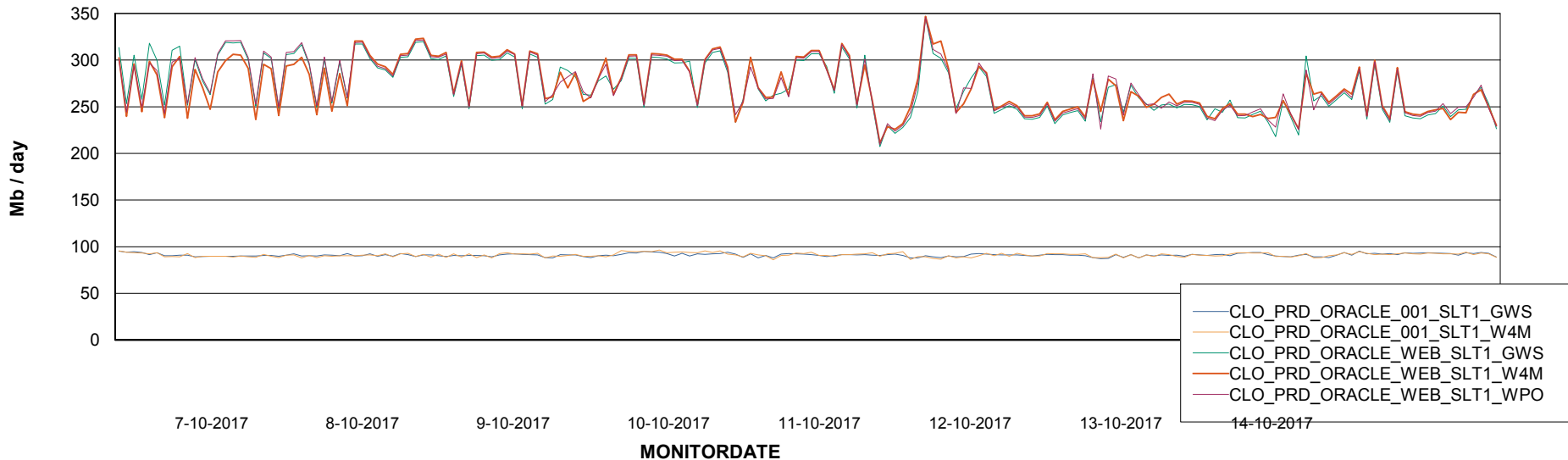
Weekly SLA Customer Report

Customer CLO Production
Database ID 38



ABSSolute Web Component Services

Avg memory used per ABS Web component



Weekly SLA Customer Report

Customer CLO Production
Database ID 38



Disaster per ABS component

