

Weekly SLA Customer Report

Customer SPI_Production
Database ID 49



Harddisk Usage SPI_PRD_ORACLE1

	Free disk space on c: (%)	Total disk space on c: (Gb)	Free disk space on e: (%)	Total disk space on e: (Gb)
7-10-2017	17	80	16	80
6-10-2017	17	80	16	80
5-10-2017	17	80	16	80
4-10-2017	17	80	16	80
3-10-2017	17	80	16	80
2-10-2017	17	80	16	80
1-10-2017	17	80	16	80

Harddisk Usage SPI_Webserver

	Free disk space on c: (%)	Total disk space on c: (Gb)	Free disk space on e: (%)	Total disk space on e: (Gb)
7-10-2017	16	60	57	80
6-10-2017	17	60	57	80
5-10-2017	17	60	57	80
4-10-2017	17	60	57	80
3-10-2017	17	60	57	80
2-10-2017	17	60	57	80
1-10-2017	17	60	57	80

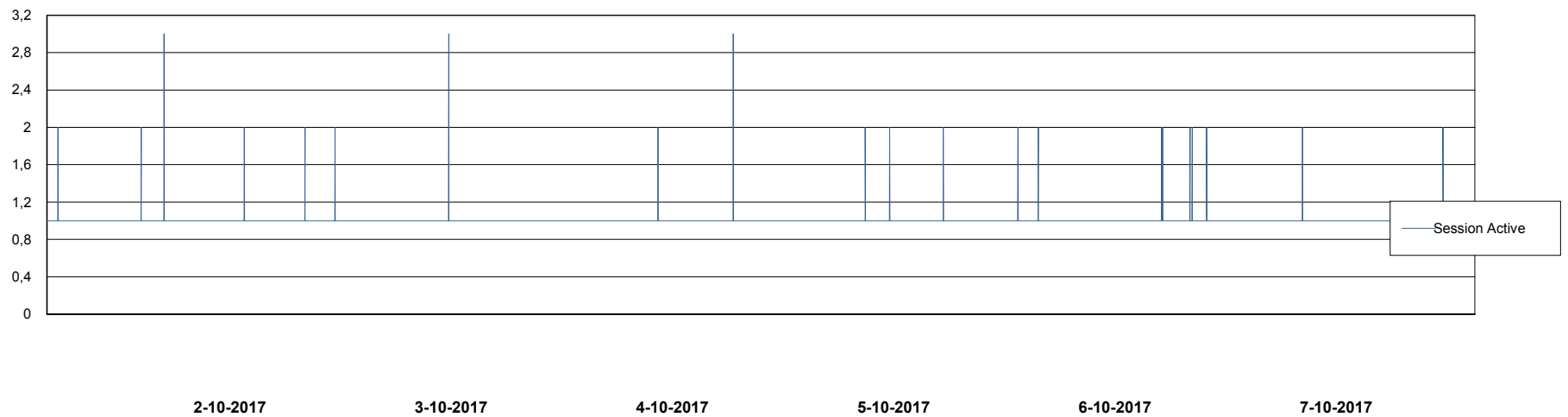
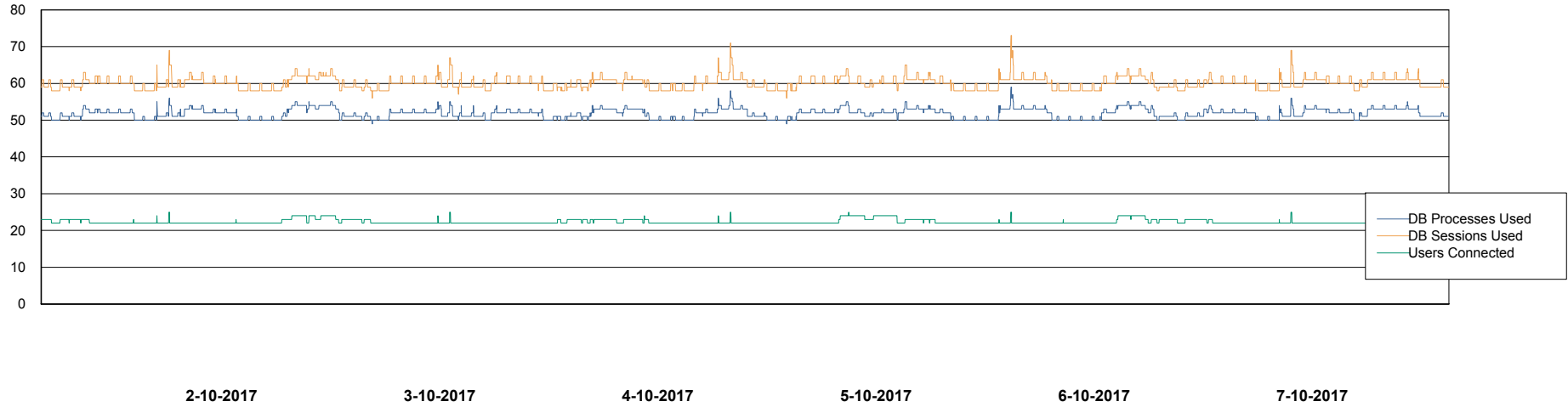
Weekly SLA Customer Report

Customer SPI_Production
Database ID 49



Database Performance SPIDB_Production

DB Processes Max 150
DB Sessions Max 248




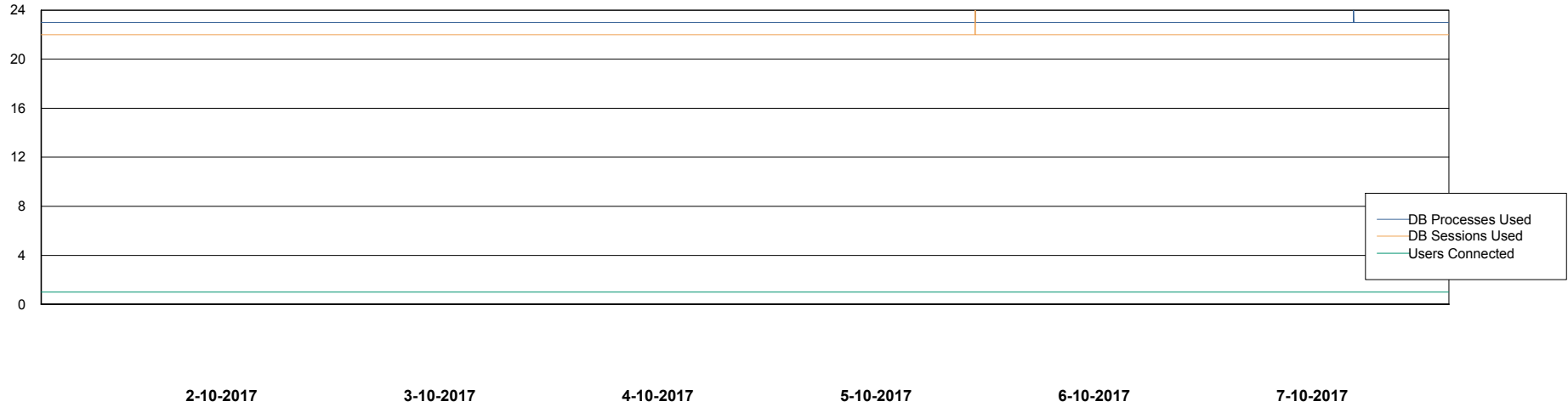
Weekly SLA Customer Report

Customer SPI_Production
Database ID 49



Database Performance SPIDB_Standby

DB Processes Max 150
DB Sessions Max 248



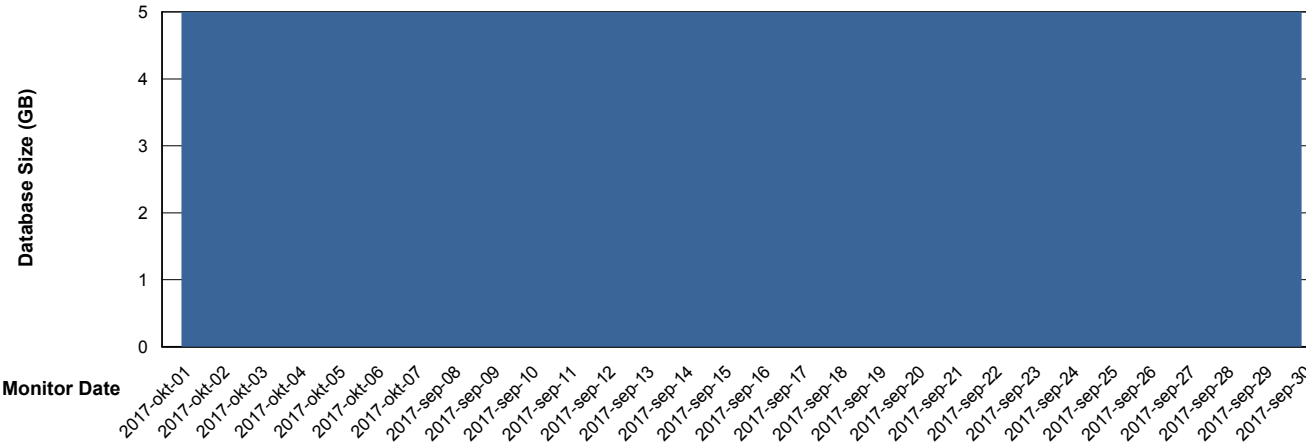
Weekly SLA Customer Report

Customer SPI_Production
 Database ID 49



DATABASE SIZE SPIDB_Production

Database growth over last month



Database Tablespace		SPIDB_Production		
Date	Tablespace Name	Filesize (Gb)	Usedsize (Gb)	Percentage free
7-10-2017	ABSDATA	2	3	25
	INDX	2	3	50
6-10-2017	ABSDATA	2	4	0
	INDX	2	3	50
5-10-2017	ABSDATA	2	4	0
	INDX	2	3	50
4-10-2017	ABSDATA	2	4	0
	INDX	2	3	50
3-10-2017	ABSDATA	2	4	0
	INDX	2	3	50
2-10-2017	ABSDATA	2	4	0
	INDX	2	3	50
1-10-2017	ABSDATA	2	4	0
	INDX	2	3	50

Weekly SLA Customer Report

Customer SPI_Production
Database ID 49

