

Weekly SLA Customer Report

Customer NIX_Production
Database ID 51



Harddisk Usage NIX_PRD_ABSAPP02

	Free disk space on c: (%)	Total disk space on c: (Gb)
7-10-2017	84	200
6-10-2017	84	200
5-10-2017	84	200
4-10-2017	84	200
3-10-2017	84	200
2-10-2017	84	200
1-10-2017	84	200

Harddisk Usage NIX_PRD_ABSAPP03

	Free disk space on c: (%)	Total disk space on c: (Gb)
7-10-2017	77	200
6-10-2017	77	200
5-10-2017	77	200
4-10-2017	77	200
3-10-2017	77	200
2-10-2017	77	200
1-10-2017	77	200

Weekly SLA Customer Report

Customer NIX_Production
Database ID 51



Harddisk Usage NIX_PRD_ABSWEB01

	Free disk space on c: (%)	Total disk space on c: (Gb)
7-10-2017	90	300
6-10-2017	90	300
5-10-2017	90	300
4-10-2017	90	300
3-10-2017	90	300
2-10-2017	90	300
1-10-2017	90	300

Harddisk Usage NIX_PRD_ORACLE_B11

	Free disk space on c: (%)	Total disk space on c: (Gb)	Free disk space on e: (%)	Total disk space on e: (Gb)	Free disk space on f: (%)	Total disk space on f: (Gb)	Free disk space on g: (%)	Total disk space on g: (Gb)
7-10-2017	40	279	61	558	37	279	64	558
6-10-2017	41	279	61	558	37	279	60	558
5-10-2017	42	279	61	558	37	279	61	558
4-10-2017	41	279	61	558	37	279	62	558
3-10-2017	40	279	61	558	37	279	63	558
2-10-2017	40	279	61	558	37	279	64	558
1-10-2017	41	279	61	558	37	279	65	558

Weekly SLA Customer Report

Customer NIX_Production
Database ID 51



Harddisk Usage NIX_PRD_ORCDB1

	Free disk space on c: (%)	Total disk space on c: (Gb)	Free disk space on e: (%)	Total disk space on e: (Gb)	Free disk space on f: (%)	Total disk space on f: (Gb)	Free disk space on g: (%)	Total disk space on g: (Gb)
7-10-2017	39	279	74	558	79	558	59	279
6-10-2017	39	279	74	558	79	558	58	279
5-10-2017	39	279	74	558	79	558	59	279
4-10-2017	39	279	74	558	79	558	59	279
3-10-2017	39	279	74	558	79	558	60	279
2-10-2017	39	279	74	558	79	558	60	279
1-10-2017	46	279	74	558	79	558	59	279

Harddisk Usage NIX_PRD_ORCDB2

	Free disk space on c: (%)	Total disk space on c: (Gb)	Free disk space on e: (%)	Total disk space on e: (Gb)	Free disk space on f: (%)	Total disk space on f: (Gb)	Free disk space on g: (%)	Total disk space on g: (Gb)
7-10-2017	39	279	74	558	79	558	59	279
6-10-2017	39	279	74	558	79	558	58	279
5-10-2017	39	279	74	558	79	558	59	279
4-10-2017	39	279	74	558	79	558	59	279
3-10-2017	39	279	74	558	79	558	60	279
2-10-2017	39	279	74	558	79	558	60	279
1-10-2017	46	279	74	558	79	558	59	279

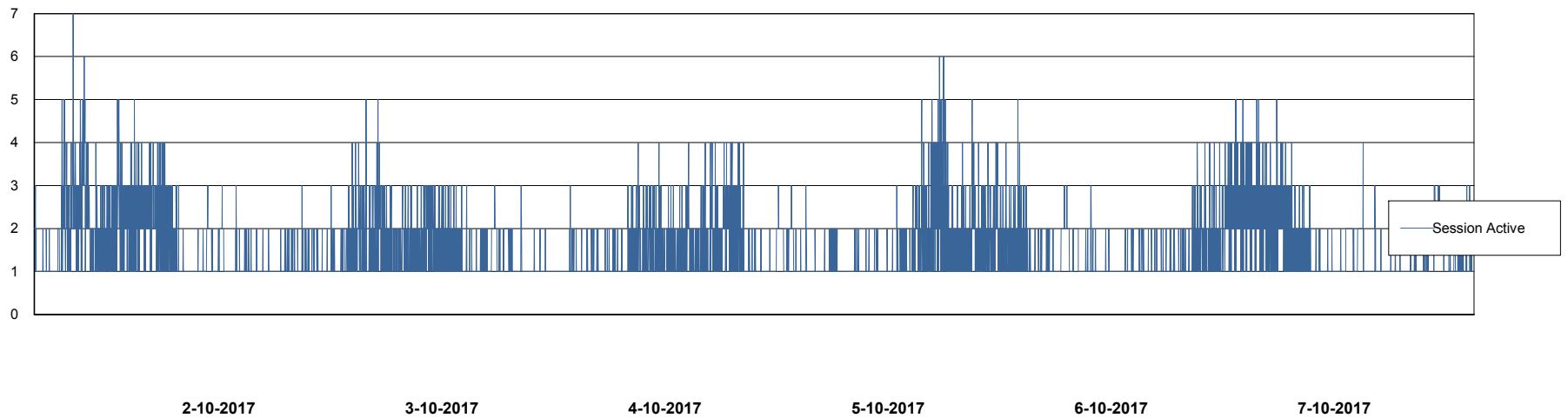
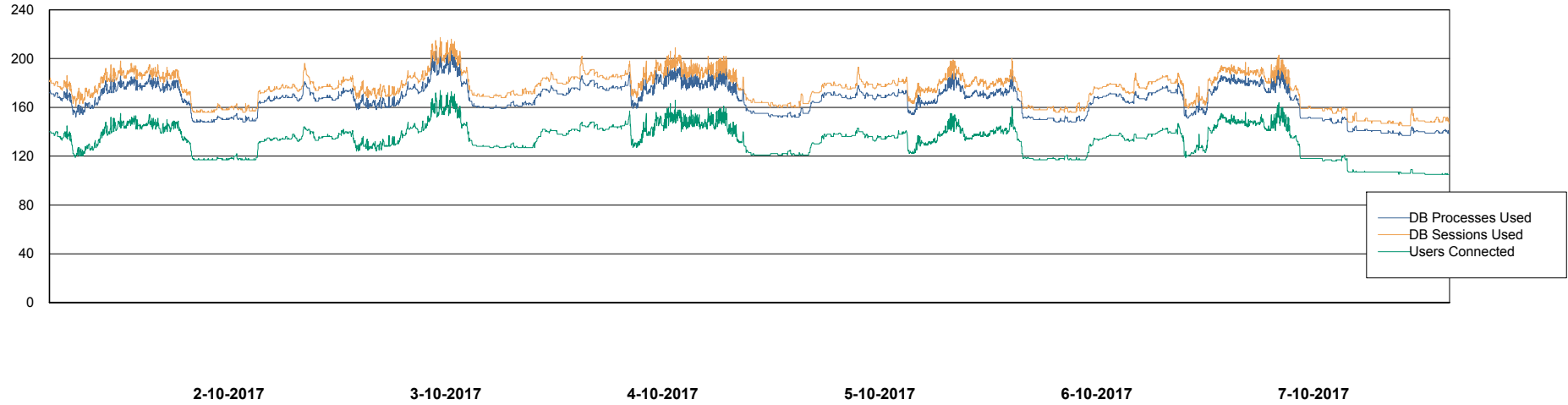
Weekly SLA Customer Report

Customer NIX_Production
Database ID 51



Database Performance NIXDB_Production

DB Processes Max 500
DB Sessions Max 800




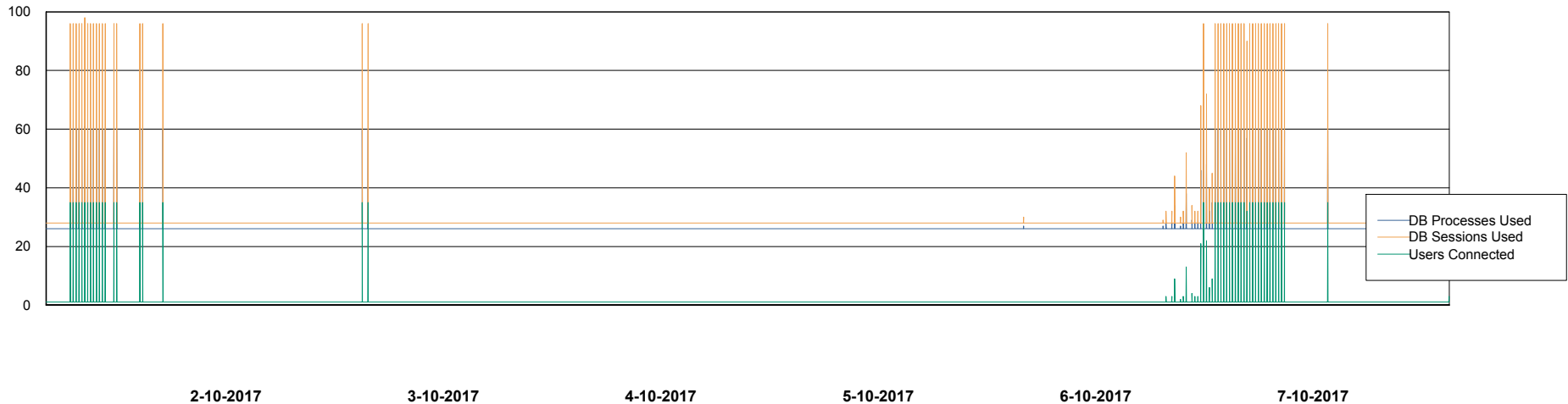
Weekly SLA Customer Report

Customer NIX_Production
Database ID 51



Database Performance NIXDB_Standby

DB Processes Max 500
DB Sessions Max 800



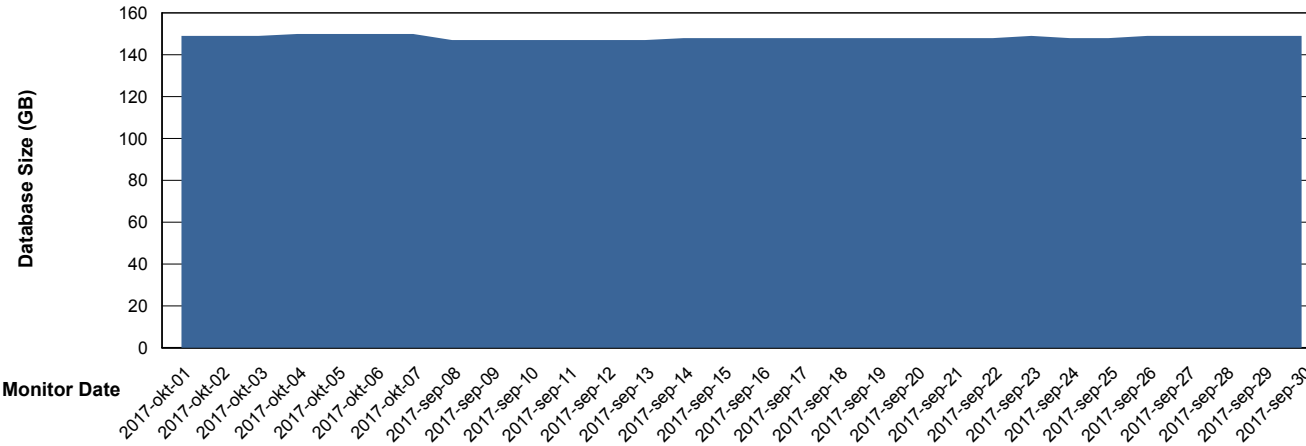
Weekly SLA Customer Report

Customer NIX_Production
 Database ID 51



DATABASE SIZE NIXDB_Production

Database growth over last month



Database Tablespace NIXDB_Production

Date	Tablespace Name	Filesize (Gb)	Usedsize (Gb)	Percentage free
7-10-2017	ABSDATA	2	53	16
	INDX	2	96	17
6-10-2017	ABSDATA	2	53	16
	INDX	2	96	17
5-10-2017	ABSDATA	2	53	16
	INDX	2	96	17
4-10-2017	ABSDATA	2	53	16
	INDX	2	96	17
3-10-2017	ABSDATA	2	53	16
	INDX	2	96	17
2-10-2017	ABSDATA	2	52	17
	INDX	2	96	17
1-10-2017	ABSDATA	2	52	17
	INDX	2	95	17

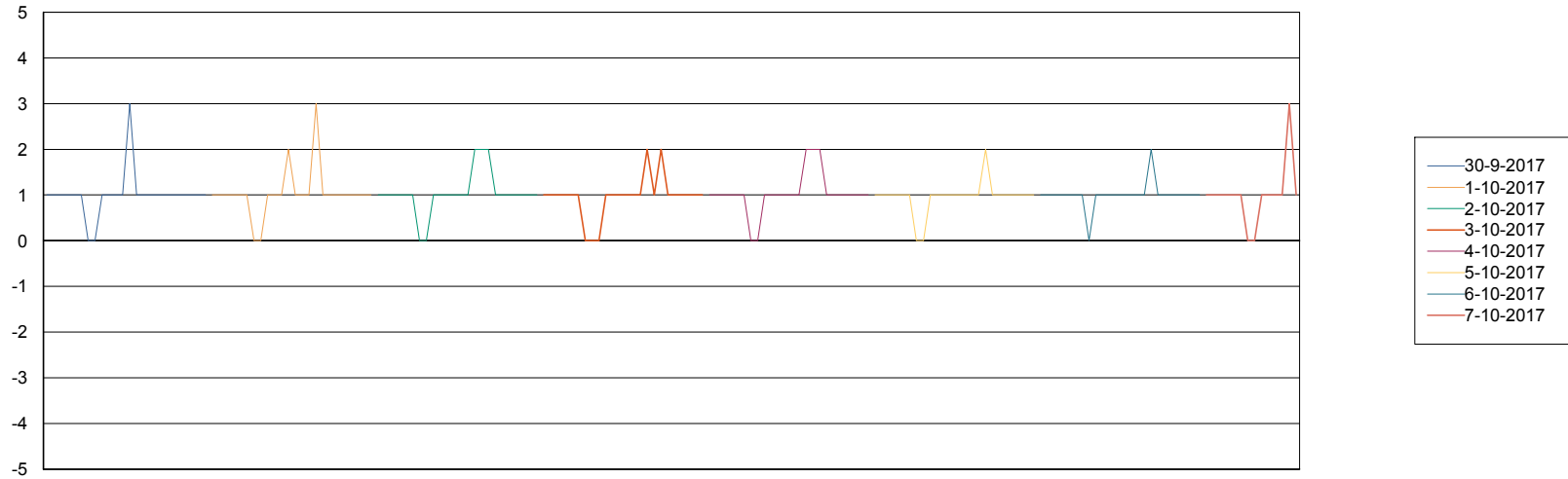
Weekly SLA Customer Report

Customer NIX_Production
Database ID 51



Standby Database Health NIX_Production

Recovery lag for last 7 days



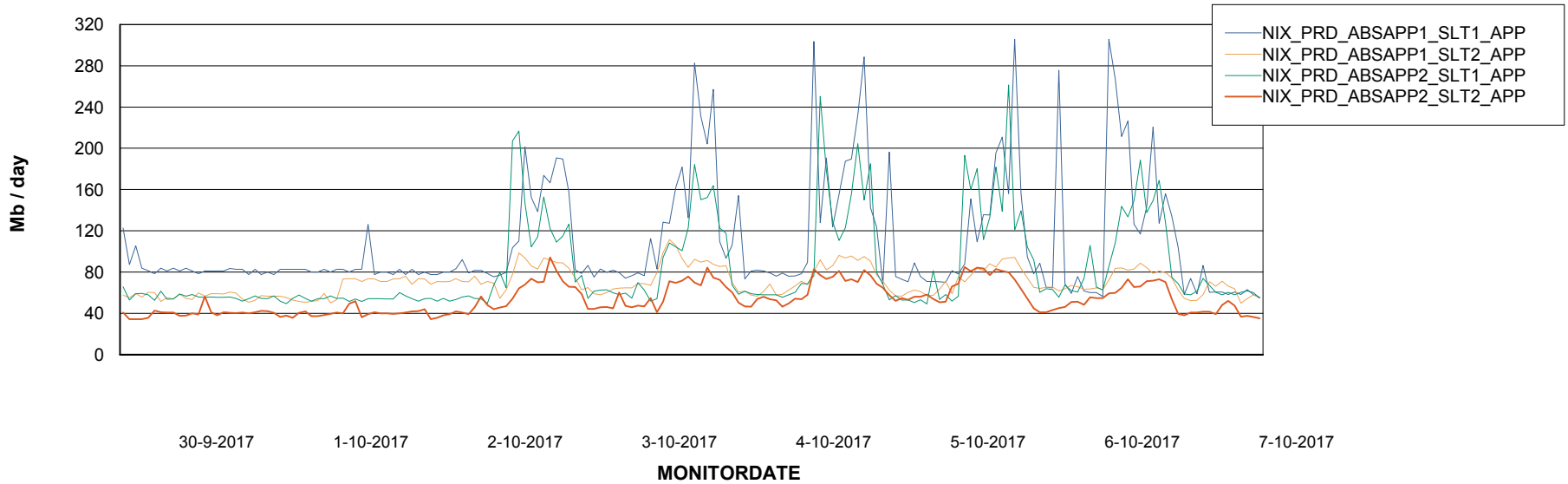
Weekly SLA Customer Report

Customer NIX_Production
Database ID 51

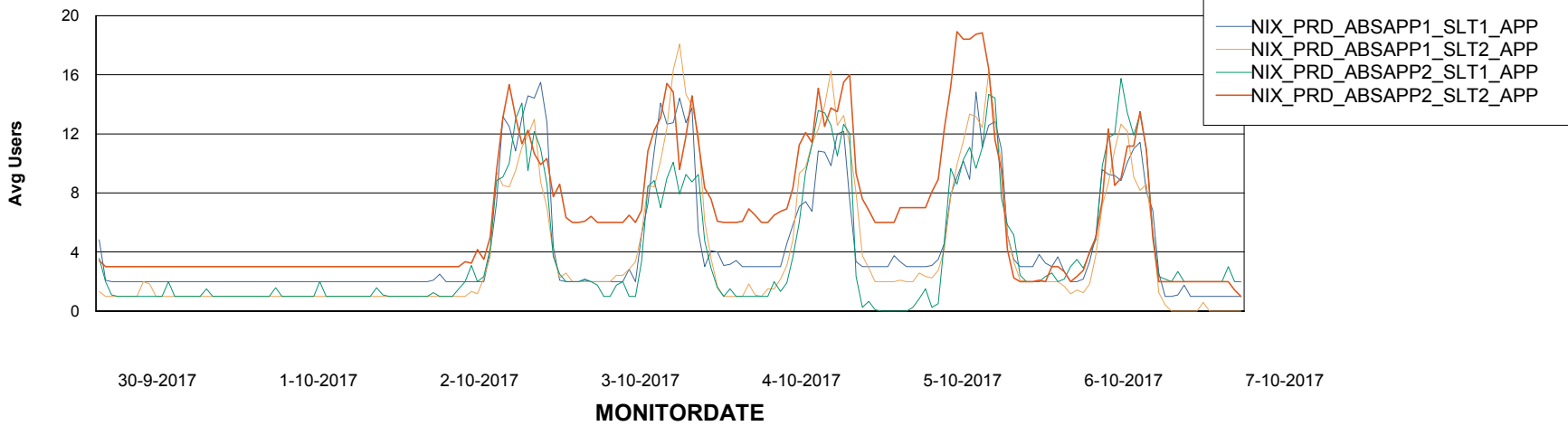


ABSSolute Application Server Services

Avg memory used per ABS Server Service



Avg users per day per ABS server



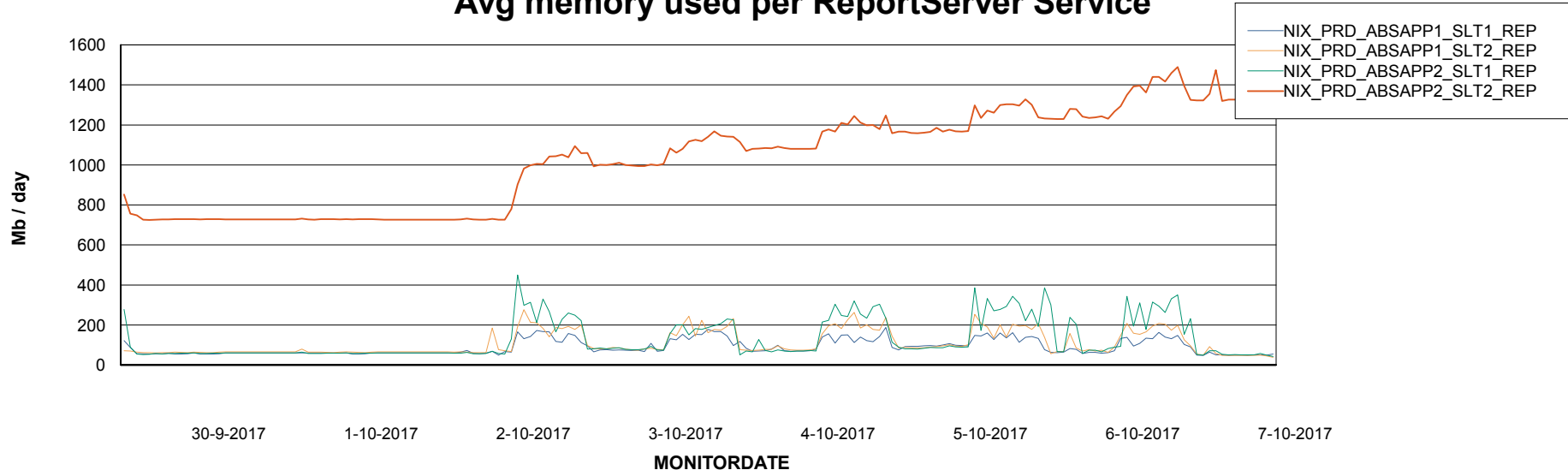
Weekly SLA Customer Report

Customer NIX_Production
Database ID 51



ABSSolute Application ReportServer Services

Avg memory used per ReportServer Service



Disaster per ABS component

