

Weekly SLA Customer Report

Customer LLG_Production
Database ID 53



Harddisk Usage LLG_PRD_BI01

	Free disk space on c: (%)	Total disk space on c: (Gb)
7-10-2017	53	559
6-10-2017	53	559
5-10-2017	53	559
4-10-2017	53	559
3-10-2017	53	559
2-10-2017	53	559
1-10-2017	53	559

Harddisk Usage LLG_PRD_ORA01

	Free disk space on c: (%)	Total disk space on c: (Gb)	Free disk space on d: (%)	Total disk space on d: (Gb)
7-10-2017	87	1,117	13	600
6-10-2017	87	1,117	18	600
5-10-2017	87	1,117	20	600
4-10-2017	87	1,117	18	600
3-10-2017	87	1,117	19	600
2-10-2017	87	1,117	23	600
1-10-2017	87	1,117	24	600

Weekly SLA Customer Report

Customer LLG_Production
Database ID 53



Harddisk Usage LLG_PRD_ORA02

	Free disk space on c: (%)	Total disk space on c: (Gb)	Free disk space on d: (%)	Total disk space on d: (Gb)
7-10-2017	78	279	18	600
6-10-2017	78	279	19	600
5-10-2017	78	279	19	600
4-10-2017	78	279	17	600
3-10-2017	78	279	20	600
2-10-2017	78	279	24	600
1-10-2017	78	279	24	600

Harddisk Usage LLG_PRD_vABS01

	Free disk space on c: (%)	Total disk space on c: (Gb)	Free disk space on d: (%)	Total disk space on d: (Gb)
7-10-2017	41	180	77	150
6-10-2017	41	180	77	150
5-10-2017	16	180	77	150
4-10-2017	15	180	77	150
3-10-2017	15	180	77	150
2-10-2017	15	180	77	150
1-10-2017	15	180	77	150

Weekly SLA Customer Report

Customer LLG_Production
Database ID 53



Harddisk Usage LLG_PRD_vABS02

	Free disk space on c: (%)	Total disk space on c: (Gb)	Free disk space on d: (%)	Total disk space on d: (Gb)
7-10-2017	43	170	69	150
6-10-2017	43	170	72	150
5-10-2017	16	170	72	150
4-10-2017	15	170	72	150
3-10-2017	15	170	72	150
2-10-2017	15	170	73	150
1-10-2017	15	170	73	150

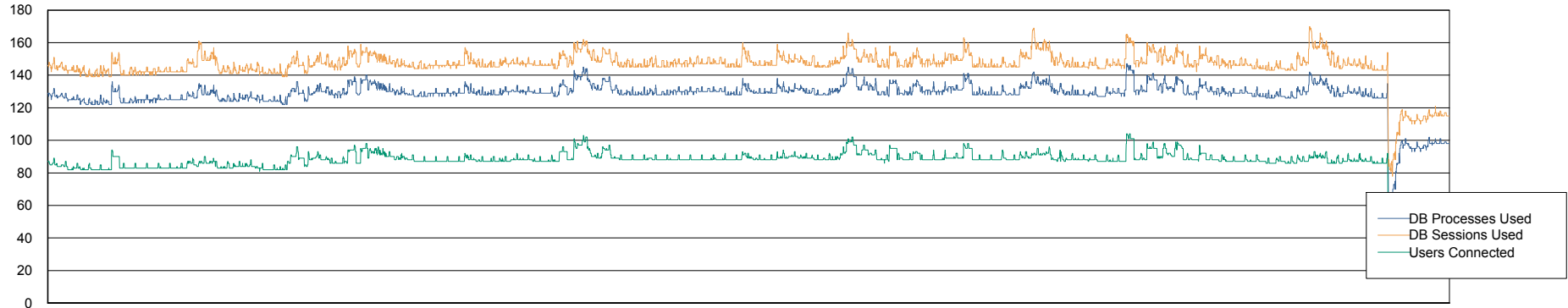
Weekly SLA Customer Report

Customer LLG_Production
Database ID 53

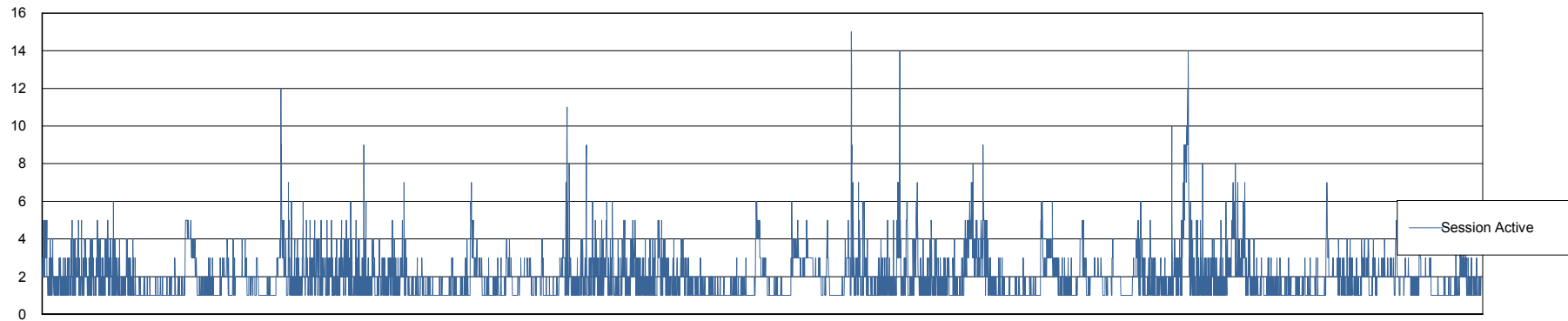


Database Performance LLGDB_Production

DB Processes Max 520
DB Sessions Max 804



2-10-2017 3-10-2017 4-10-2017 5-10-2017 6-10-2017 7-10-2017



2-10-2017 3-10-2017 4-10-2017 5-10-2017 6-10-2017 7-10-2017

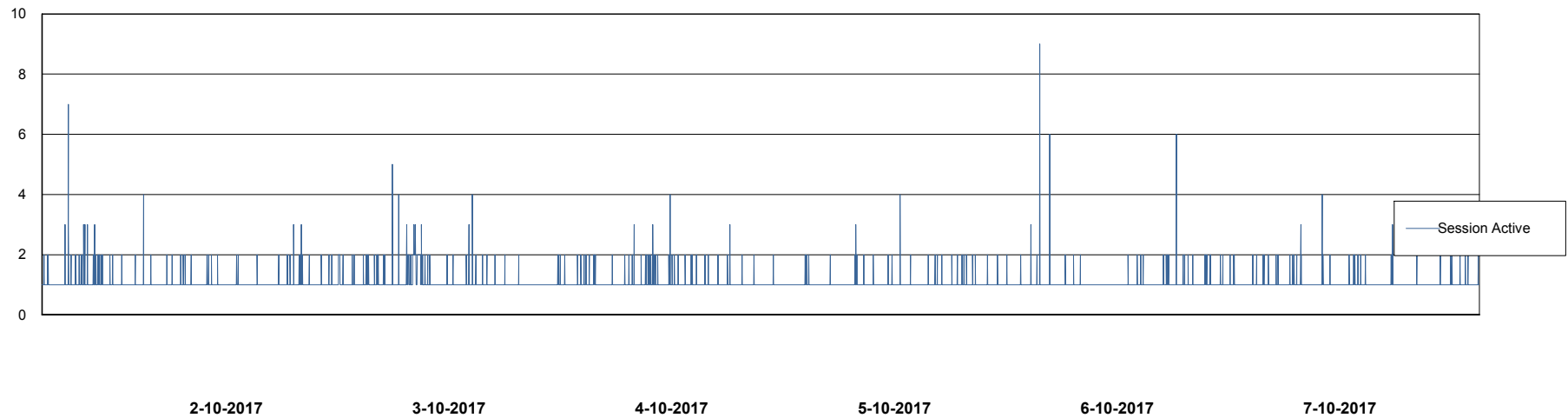
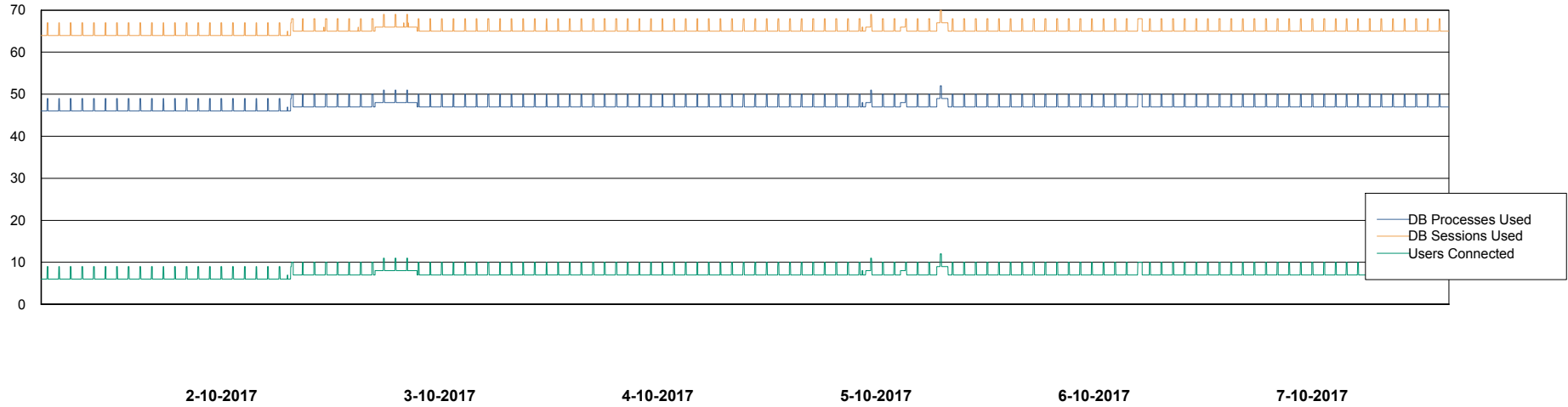
Weekly SLA Customer Report

Customer LLG_Production
Database ID 53



Database Performance LLGDB_Standby

DB Processes Max 520
DB Sessions Max 804



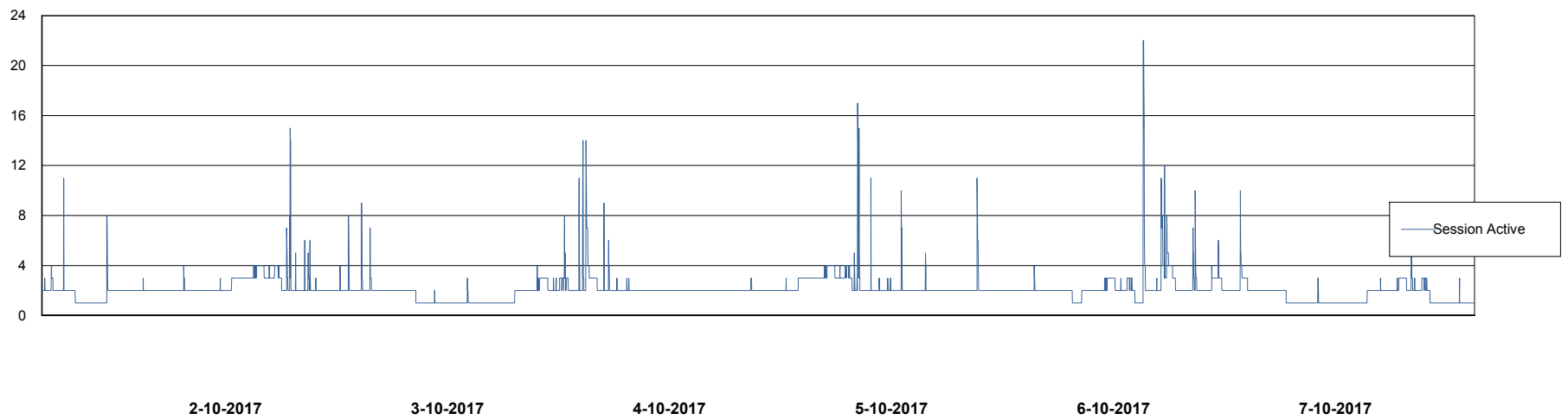
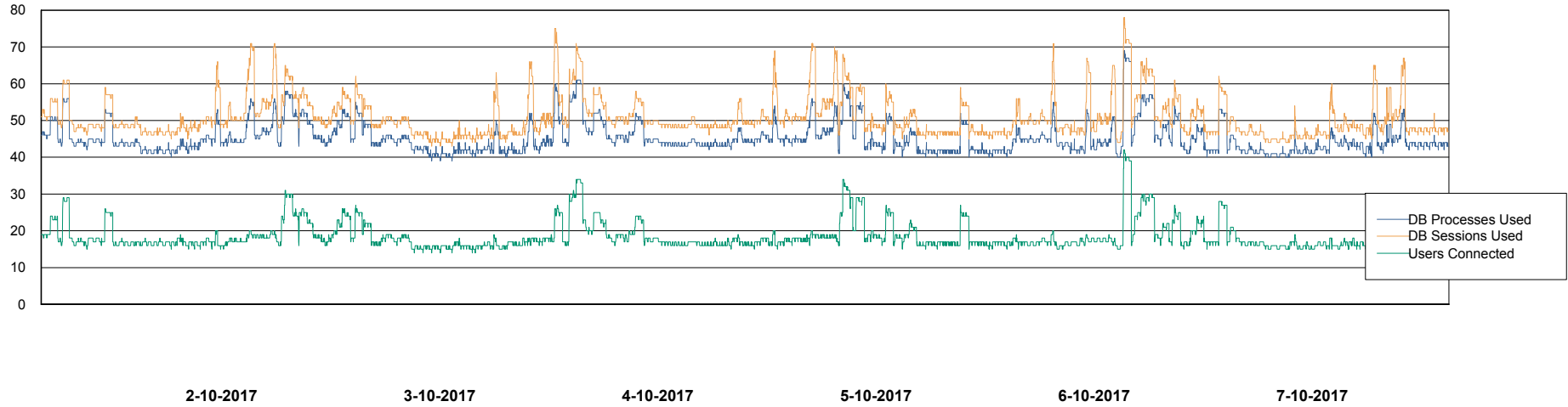
Weekly SLA Customer Report

Customer LLG_Production
Database ID 53



Database Performance LLGDBBI_Production

DB Processes Max 500
DB Sessions Max 780



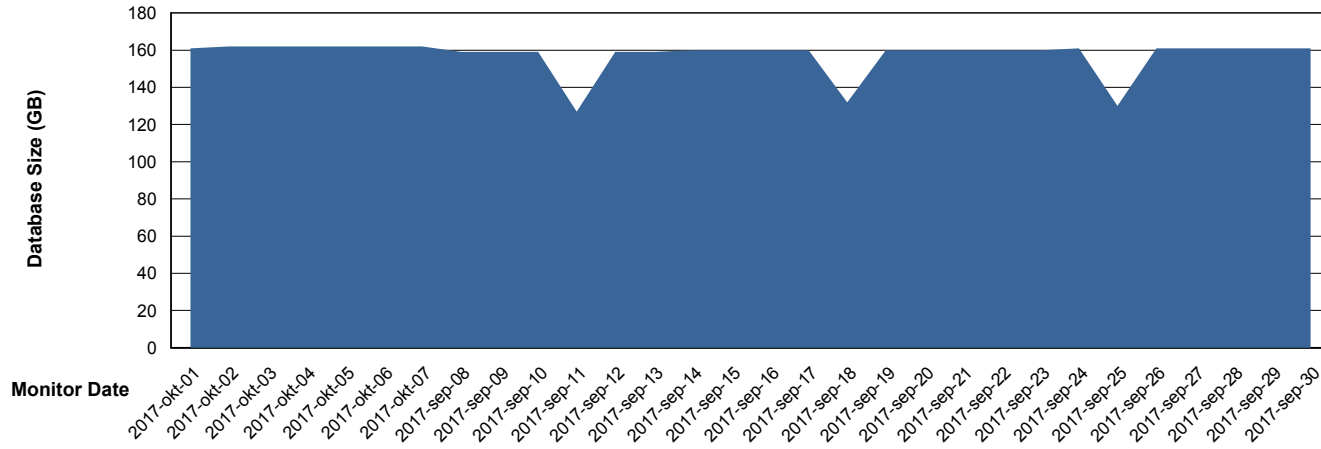
Weekly SLA Customer Report

Customer LLG_Production
Database ID 53



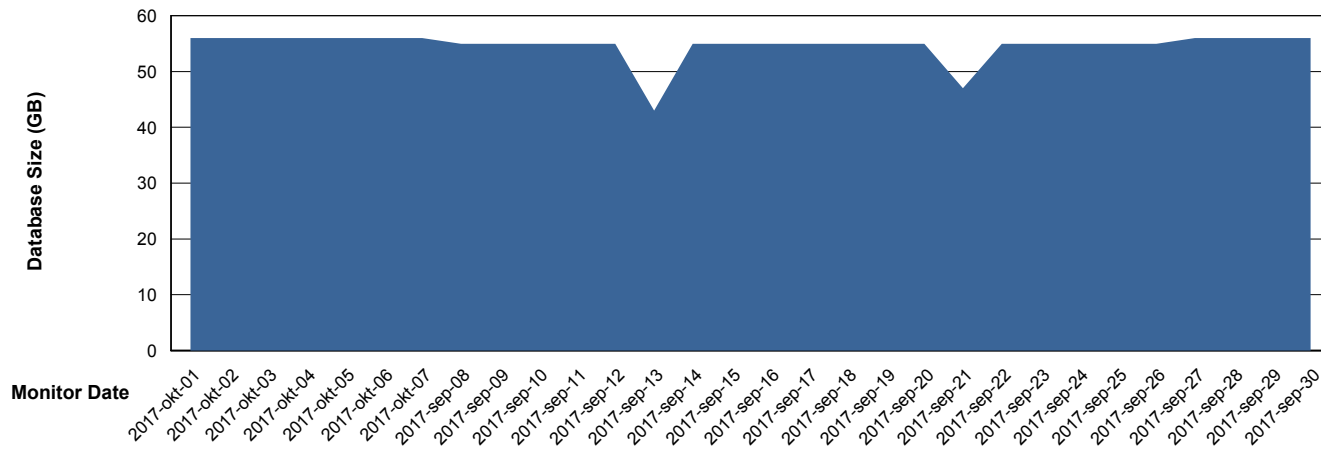
DATABASE SIZE LLGDB_Production

Database growth over last month



DATABASE SIZE LLGDBBI_Production

Database growth over last month



Weekly SLA Customer Report

Customer LLG_Production
Database ID 53



Database Tablespace		LLGDB_Production		
Date	Tablespace Name	Filesize (Gb)	Usedsize (Gb)	Percentage free
7-10-2017	ABSDATA	2	73	18
	INDX	2	87	16
6-10-2017	ABSDATA	2	73	18
	INDX	2	87	16
5-10-2017	ABSDATA	2	73	18
	INDX	2	87	14
4-10-2017	ABSDATA	2	73	14
	INDX	2	87	14
3-10-2017	ABSDATA	2	73	14
	INDX	2	86	15
2-10-2017	ABSDATA	2	73	14
	INDX	2	86	15
1-10-2017	ABSDATA	2	73	14
	INDX	2	86	15

Weekly SLA Customer Report

Customer LLG_Production
Database ID 53



Database Tablespace		LLGDBBI_Production		
Date	Tablespace Name	Filesize (Gb)	Usedsize (Gb)	Percentage free
7-10-2017	ABSDATA	2	27	23
	INDX	2	25	22
6-10-2017	ABSDATA	2	27	23
	INDX	2	25	22
5-10-2017	ABSDATA	2	27	23
	INDX	2	25	22
4-10-2017	ABSDATA	2	27	23
	INDX	2	25	22
3-10-2017	ABSDATA	2	27	23
	INDX	2	25	22
2-10-2017	ABSDATA	2	27	23
	INDX	2	25	22
1-10-2017	ABSDATA	2	27	23
	INDX	2	25	22

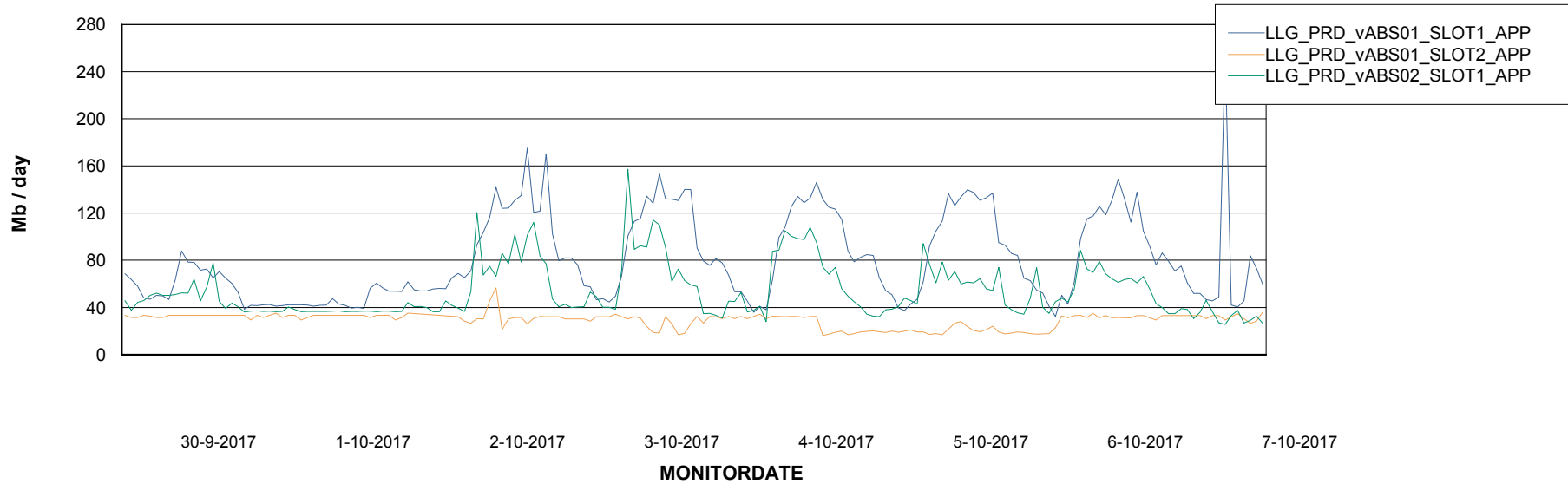
Weekly SLA Customer Report

Customer LLG_Production
Database ID 53

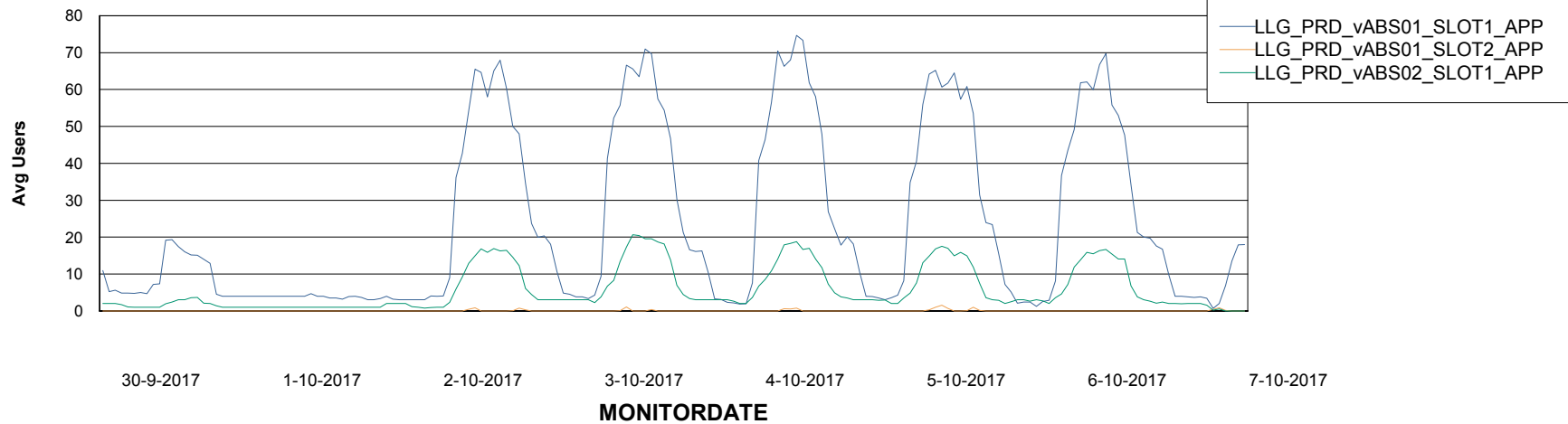


ABSolute Application Server Services

Avg memory used per ABS Server Service



Avg users per day per ABS server



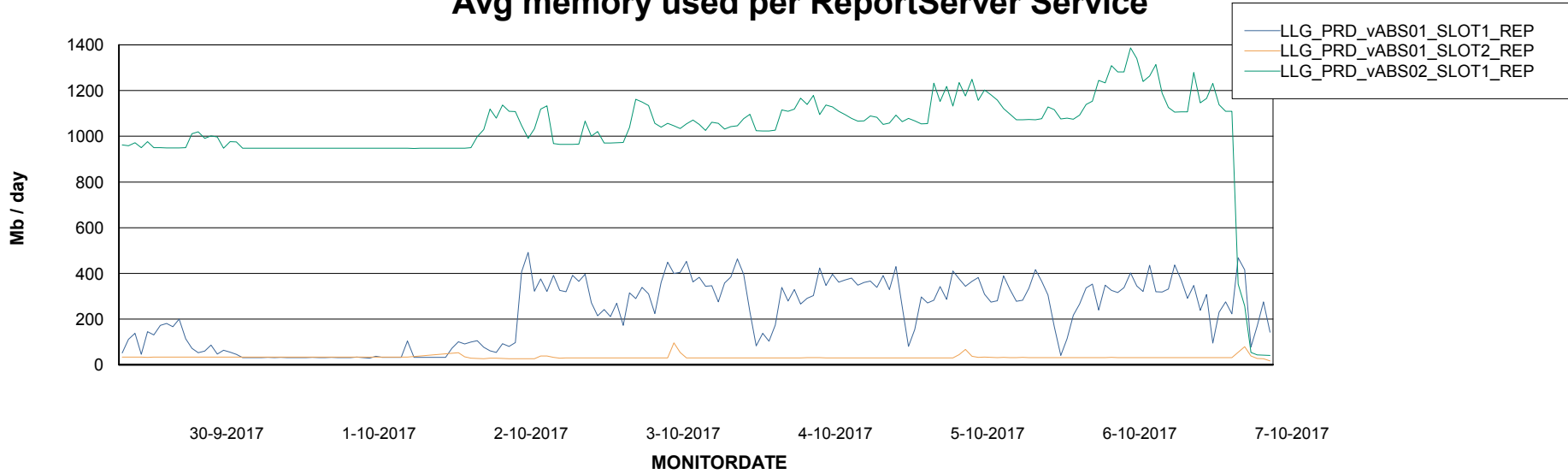
Weekly SLA Customer Report

Customer LLG_Production
Database ID 53



ABSSolute Application ReportServer Services

Avg memory used per ReportServer Service



Disaster per ABS component

