

Weekly SLA Customer Report

Customer LLG_Production
Database ID 53



Harddisk Usage LLG_PRD_BI01

	Free disk space on c: (%)	Total disk space on c: (Gb)
30-9-2017	53	559
29-9-2017	53	559
28-9-2017	53	559
27-9-2017	53	559
26-9-2017	53	559
25-9-2017	53	559
24-9-2017	53	559

Harddisk Usage LLG_PRD_ORA01

	Free disk space on c: (%)	Total disk space on c: (Gb)	Free disk space on d: (%)	Total disk space on d: (Gb)
30-9-2017	87	1,117	25	600
29-9-2017	87	1,117	30	600
28-9-2017	87	1,117	34	600
27-9-2017	87	1,117	34	600
26-9-2017	87	1,117	34	600
25-9-2017	87	1,117	33	600
24-9-2017	87	1,117	34	600

Weekly SLA Customer Report

Customer LLG_Production
Database ID 53



Harddisk Usage LLG_PRD_ORA02

	Free disk space on c: (%)	Total disk space on c: (Gb)	Free disk space on d: (%)	Total disk space on d: (Gb)
30-9-2017	78	279	24	600
29-9-2017	78	279	24	600
28-9-2017	78	279	24	600
27-9-2017	78	279	24	600
26-9-2017	78	279	24	600
25-9-2017	78	279	24	600
24-9-2017	78	279	24	600

Harddisk Usage LLG_PRD_vABS01

	Free disk space on c: (%)	Total disk space on c: (Gb)	Free disk space on d: (%)	Total disk space on d: (Gb)
30-9-2017	15	180	77	150
29-9-2017	15	180	77	150
28-9-2017	16	180	77	150
27-9-2017	22	180	77	150
26-9-2017	24	180	77	150
25-9-2017	24	180	78	150
24-9-2017	24	180	78	150

Weekly SLA Customer Report

Customer LLG_Production
Database ID 53



Harddisk Usage LLG_PRD_vABS02

	Free disk space on c: (%)	Total disk space on c: (Gb)	Free disk space on d: (%)	Total disk space on d: (Gb)
30-9-2017	15	170	73	150
29-9-2017	15	170	73	150
28-9-2017	16	170	73	150
27-9-2017	23	170	73	150
26-9-2017	24	170	73	150
25-9-2017	24	170	73	150
24-9-2017	24	170	73	150

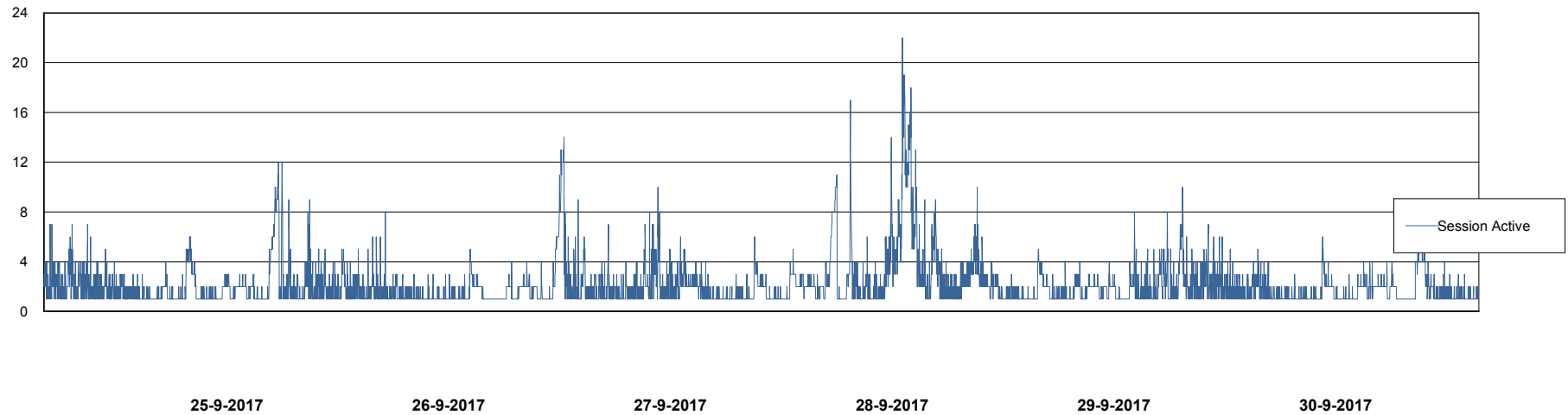
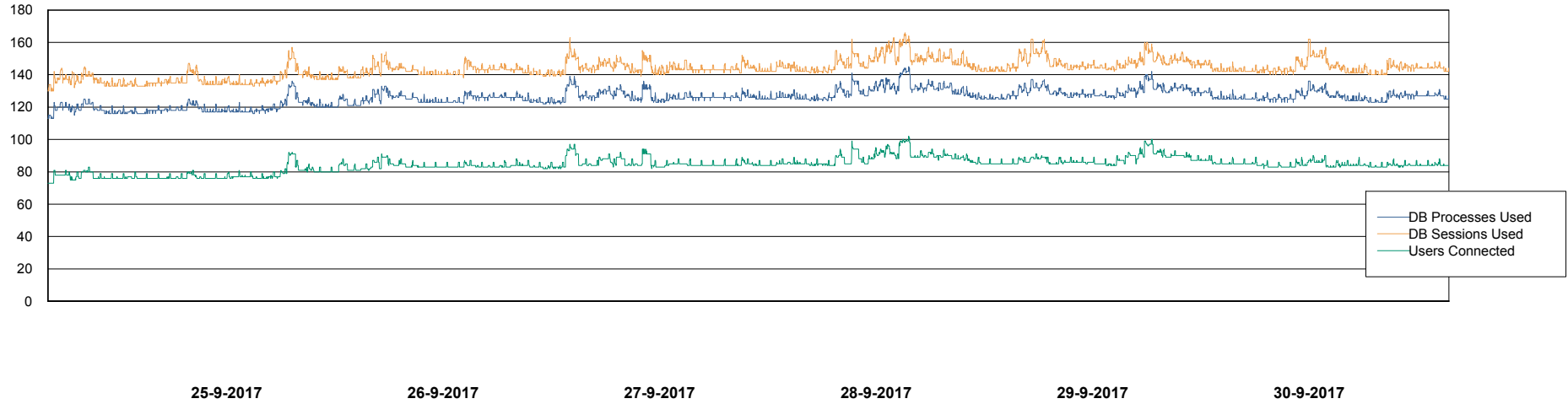
Weekly SLA Customer Report

Customer LLG_Production
Database ID 53



Database Performance LLGDB_Production

DB Processes Max 520
DB Sessions Max 804



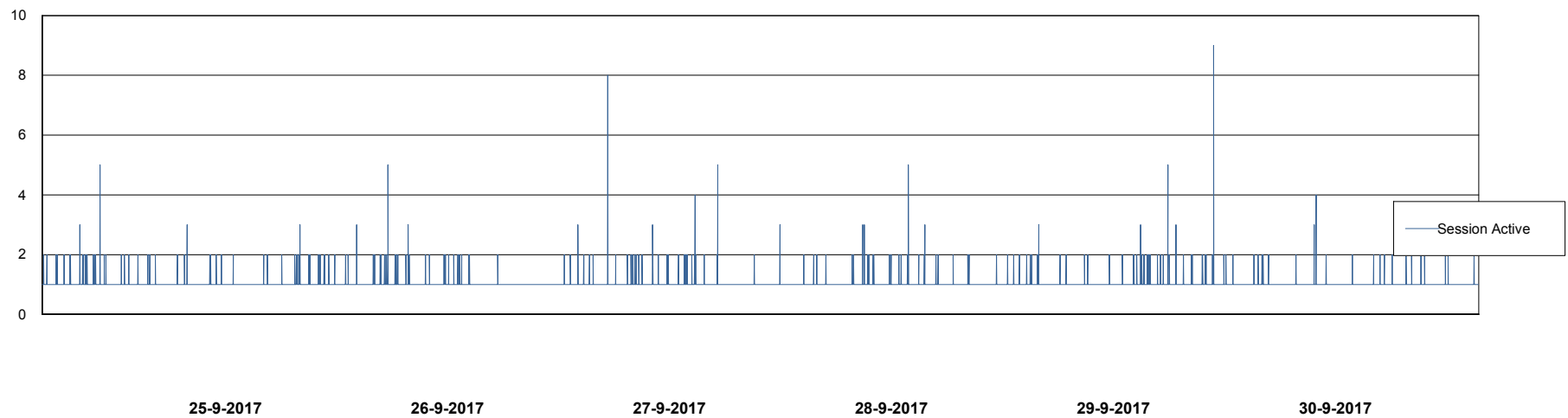
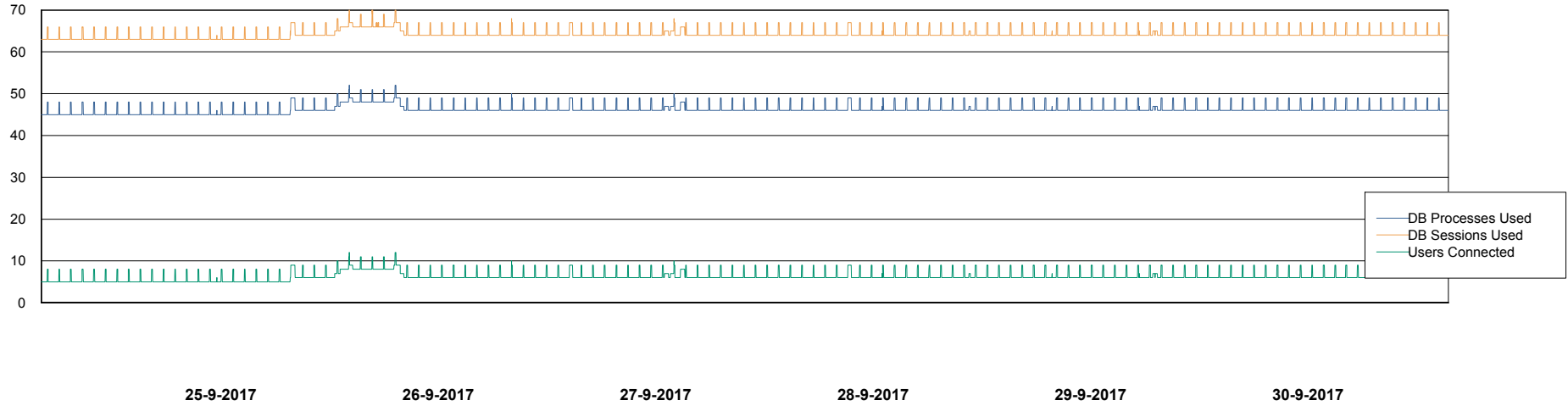
Weekly SLA Customer Report

Customer LLG_Production
Database ID 53



Database Performance LLGDB_Standby

DB Processes Max 520
DB Sessions Max 804



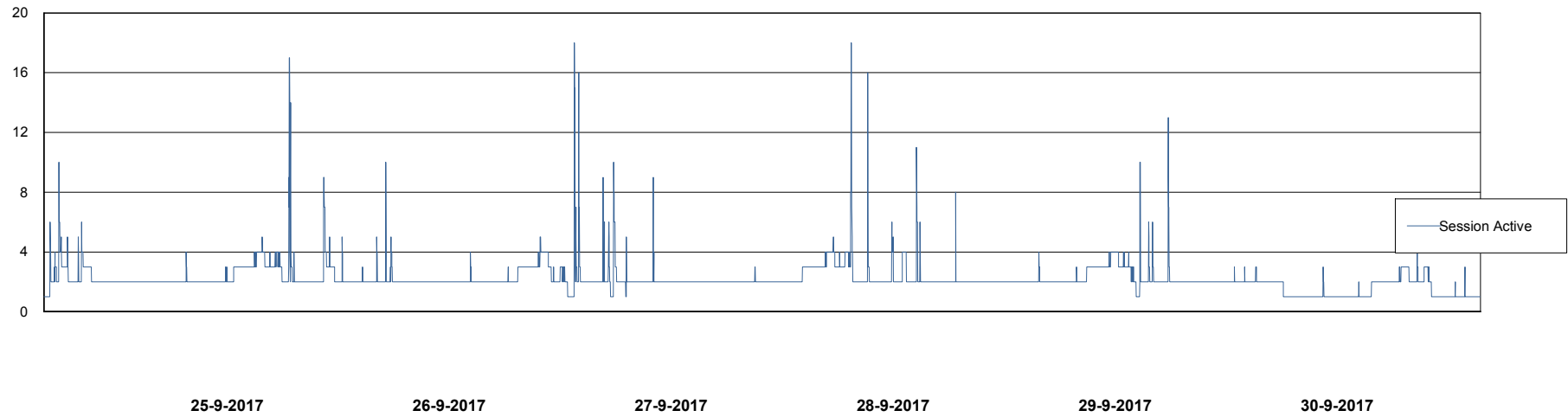
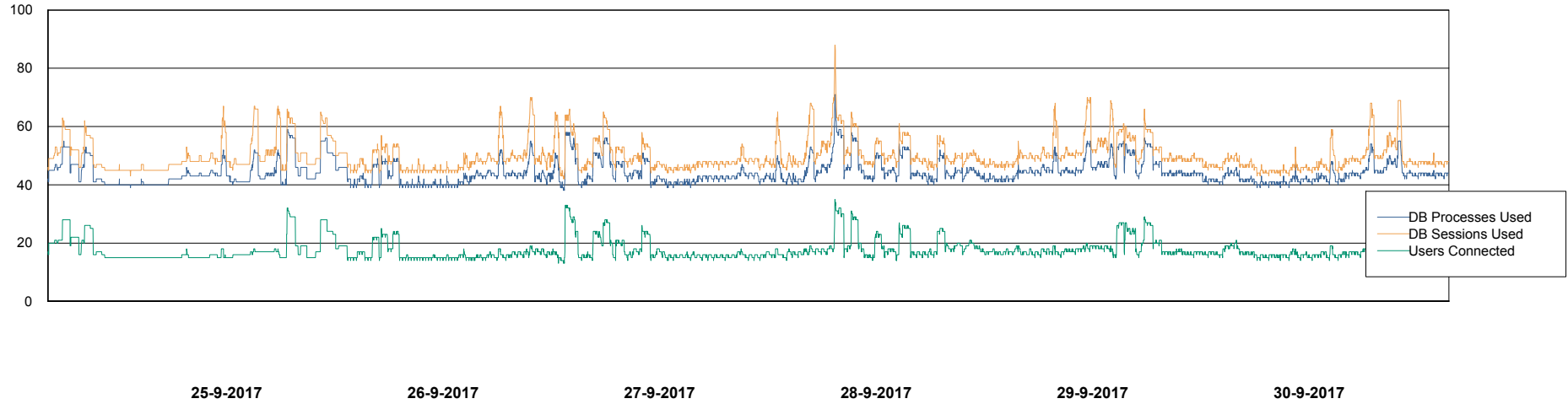
Weekly SLA Customer Report

Customer LLG_Production
Database ID 53



Database Performance LLGDBBI_Production

DB Processes Max 500
DB Sessions Max 780



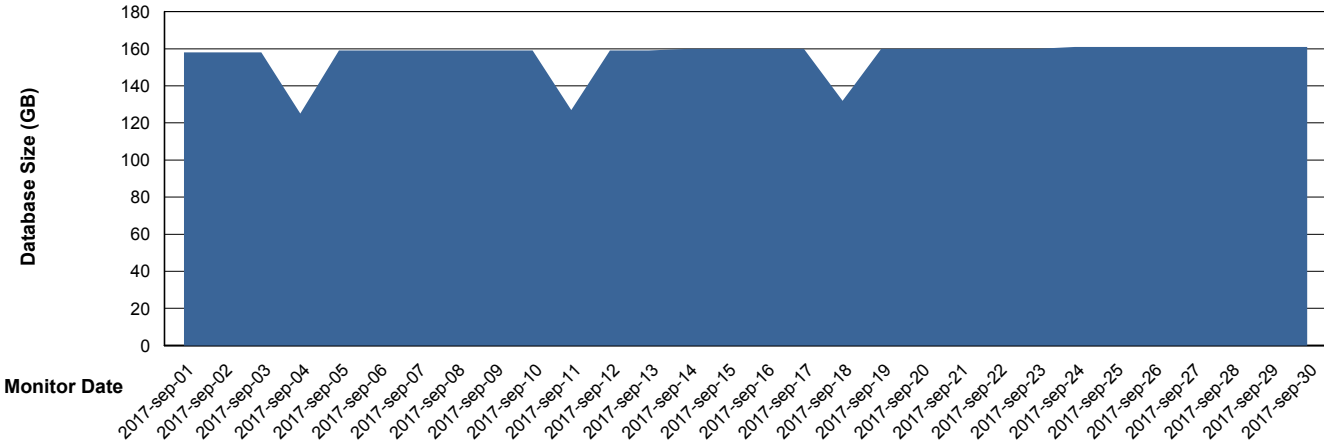
Weekly SLA Customer Report

Customer LLG_Production
Database ID 53



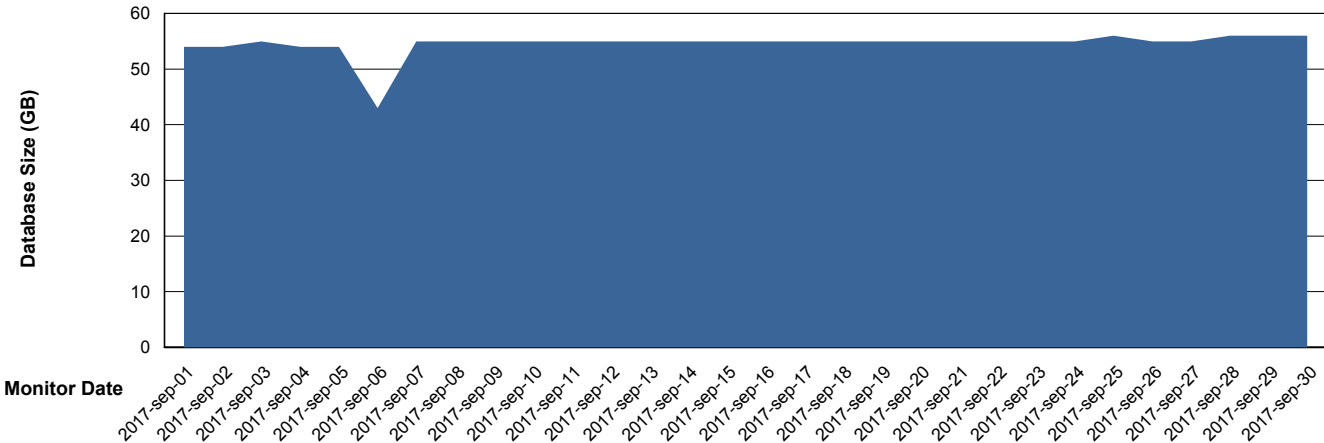
DATABASE SIZE LLGDB_Production

Database growth over last month



DATABASE SIZE LLGDBBI_Production

Database growth over last month



Weekly SLA Customer Report

Customer LLG_Production
Database ID 53



Database Tablespace		LLGDB_Production		
Date	Tablespace Name	Filesize (Gb)	Usedsize (Gb)	Percentage free
30-9-2017	ABSDATA	85	73	14
	INDX	101	86	15
29-9-2017	ABSDATA	85	73	14
	INDX	101	86	15
28-9-2017	ABSDATA	85	73	14
	INDX	101	86	15
27-9-2017	ABSDATA	85	73	14
	INDX	101	86	15
26-9-2017	ABSDATA	85	73	14
	INDX	101	86	15
25-9-2017	ABSDATA	85	73	14
	INDX	101	86	15
24-9-2017	ABSDATA	85	73	14
	INDX	101	86	15

Weekly SLA Customer Report

Customer LLG_Production
 Database ID 53



Database Tablespace		LLGDBBI_Production		
Date	Tablespace Name	Filesize (Gb)	Usedsize (Gb)	Percentage free
30-9-2017	ABSDATA	35	27	23
	INDX	32	25	22
29-9-2017	ABSDATA	35	27	23
	INDX	32	25	22
28-9-2017	ABSDATA	35	27	23
	INDX	32	25	22
27-9-2017	ABSDATA	35	27	23
	INDX	32	25	22
26-9-2017	ABSDATA	35	27	23
	INDX	32	25	22
25-9-2017	ABSDATA	35	27	23
	INDX	32	25	22
24-9-2017	ABSDATA	35	27	23
	INDX	32	25	22

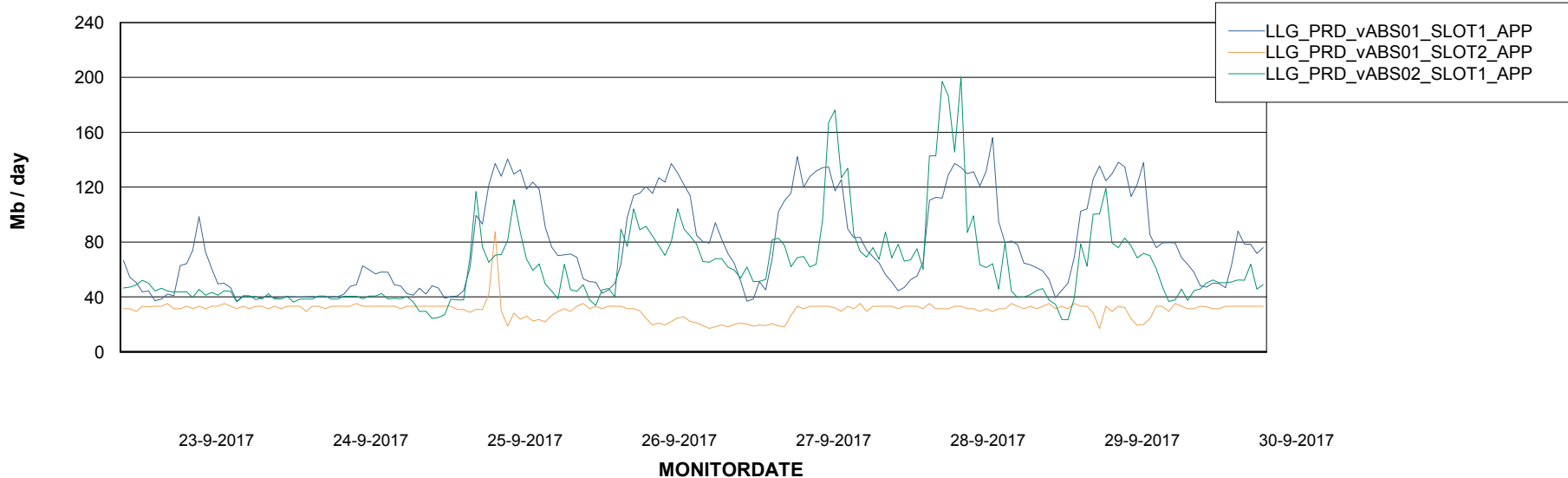
Weekly SLA Customer Report

Customer LLG_Production
Database ID 53

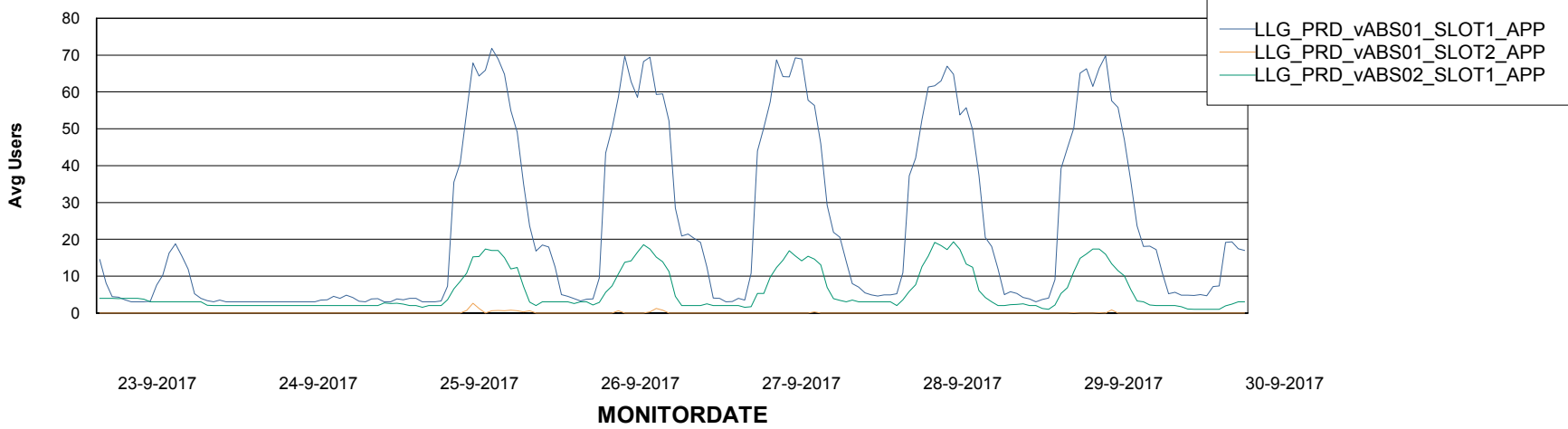


ABSSolute Application Server Services

Avg memory used per ABS Server Service



Avg users per day per ABS server



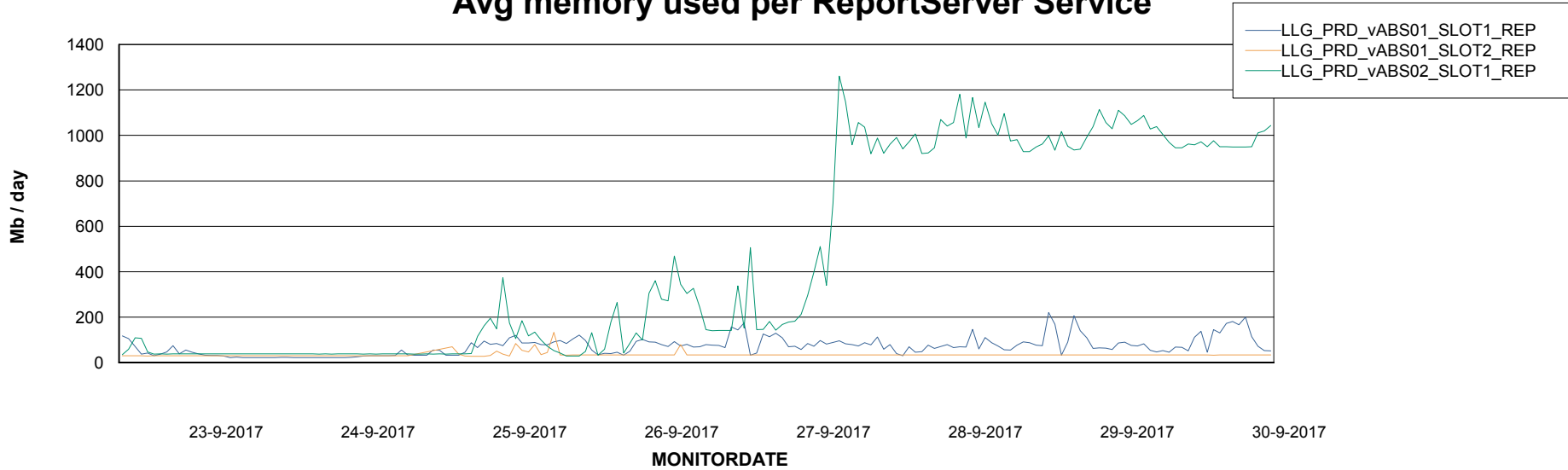
Weekly SLA Customer Report

Customer LLG_Production
Database ID 53



ABSSolute Application ReportServer Services

Avg memory used per ReportServer Service



Disaster per ABS component

