

Weekly SLA Customer Report

Customer CLO Production
Database ID 38



Harddisk Usage CLO_PRD_CLOBI

	Free disk space on c: (%)	Total disk space on c: (Gb)	Free disk space on d: (%)	Total disk space on d: (Gb)	Free disk space on e: (%)	Total disk space on e: (Gb)
30-9-2017	32	68	50	68	41	68
29-9-2017	32	68	50	68	43	68
28-9-2017	32	68	50	68	40	68
27-9-2017	32	68	50	68	34	68
26-9-2017	32	68	50	68	41	68
25-9-2017	32	68	50	68	31	68
24-9-2017	33	68	50	68	34	68

Harddisk Usage CLO_PRD_CLO_ORACLE_001

	Free disk space on c: (%)	Total disk space on c: (Gb)	Free disk space on d: (%)	Total disk space on d: (Gb)	Free disk space on e: (%)	Total disk space on e: (Gb)	Free disk space on f: (%)	Total disk space on f: (Gb)
30-9-2017	19	137	49	137	64	107	31	466
29-9-2017	19	137	49	137	63	107	31	466
28-9-2017	20	137	49	137	66	107	31	466
27-9-2017	20	137	49	137	68	107	31	466
26-9-2017	20	137	49	137	68	107	31	466
25-9-2017	20	137	49	137	67	107	31	466
24-9-2017	20	137	49	137	66	107	31	466

Weekly SLA Customer Report

Customer CLO Production
Database ID 38



Harddisk Usage CLO_PRD_CLO_ORACLE_002

	Free disk space on c: (%)	Total disk space on c: (Gb)	Free disk space on d: (%)	Total disk space on d: (Gb)	Free disk space on e: (%)	Total disk space on e: (Gb)
30-9-2017	29	273	28	137	81	107
29-9-2017	29	273	28	137	80	107
28-9-2017	29	273	28	137	82	107
27-9-2017	29	273	28	137	85	107
26-9-2017	29	273	28	137	84	107
25-9-2017	29	273	28	137	84	107
24-9-2017	29	273	28	137	82	107

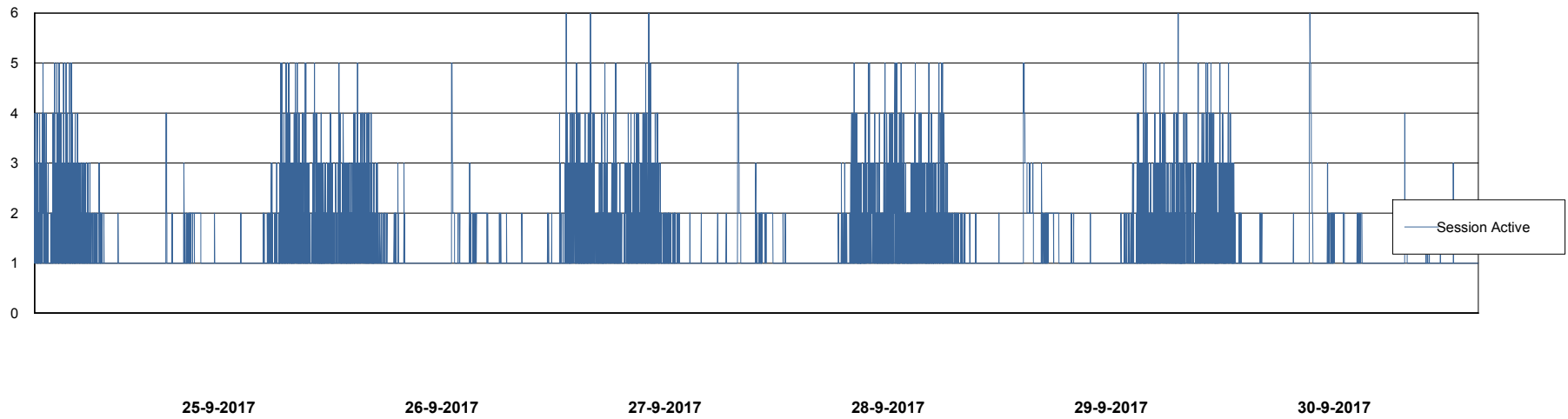
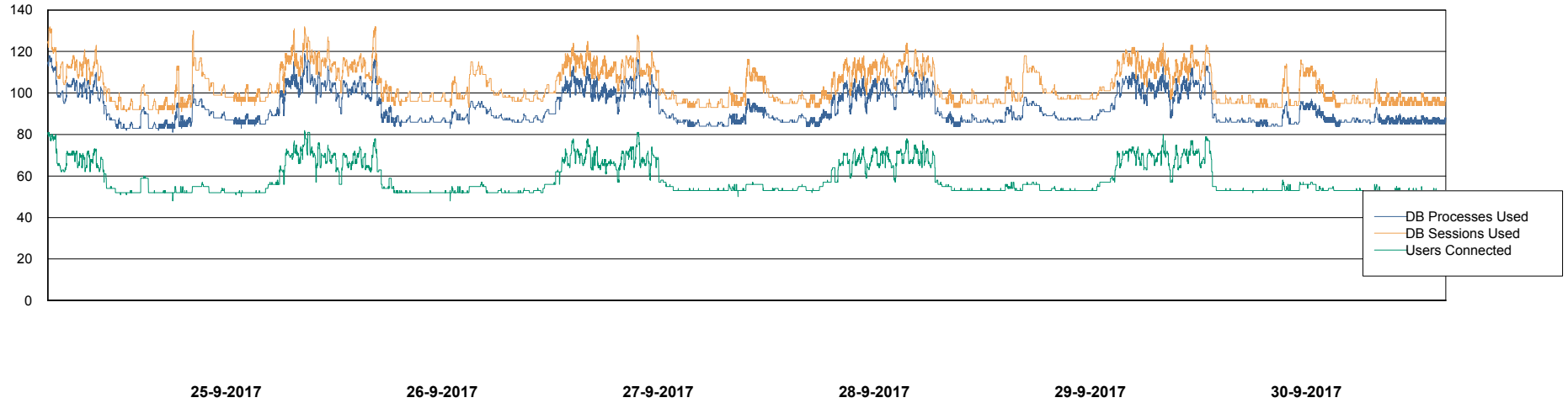
Weekly SLA Customer Report

Customer CLO Production
Database ID 38



Database Performance CLODB_Production

DB Processes Max 500
DB Sessions Max 792



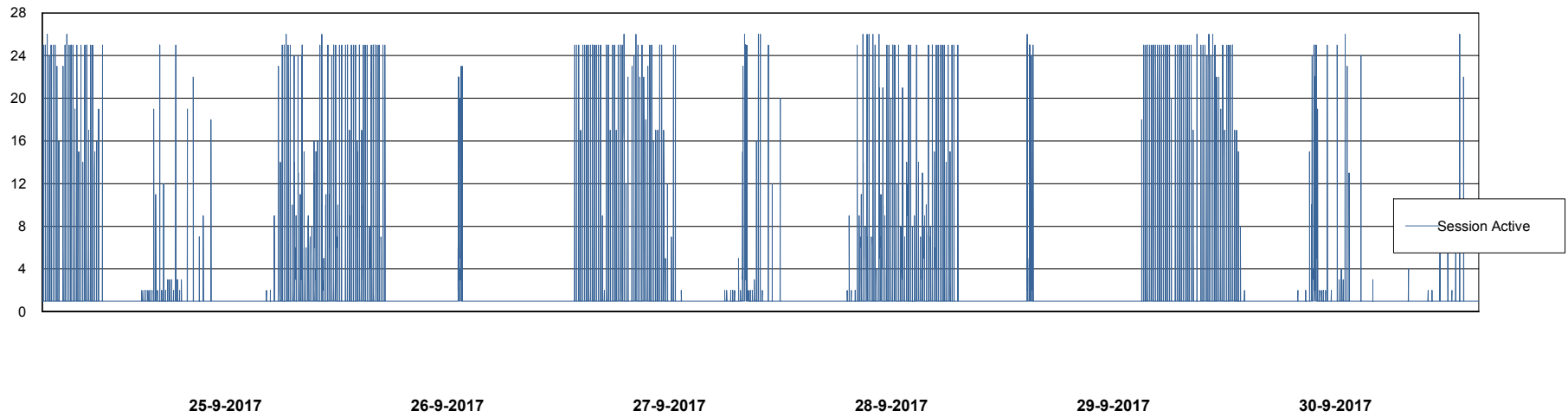
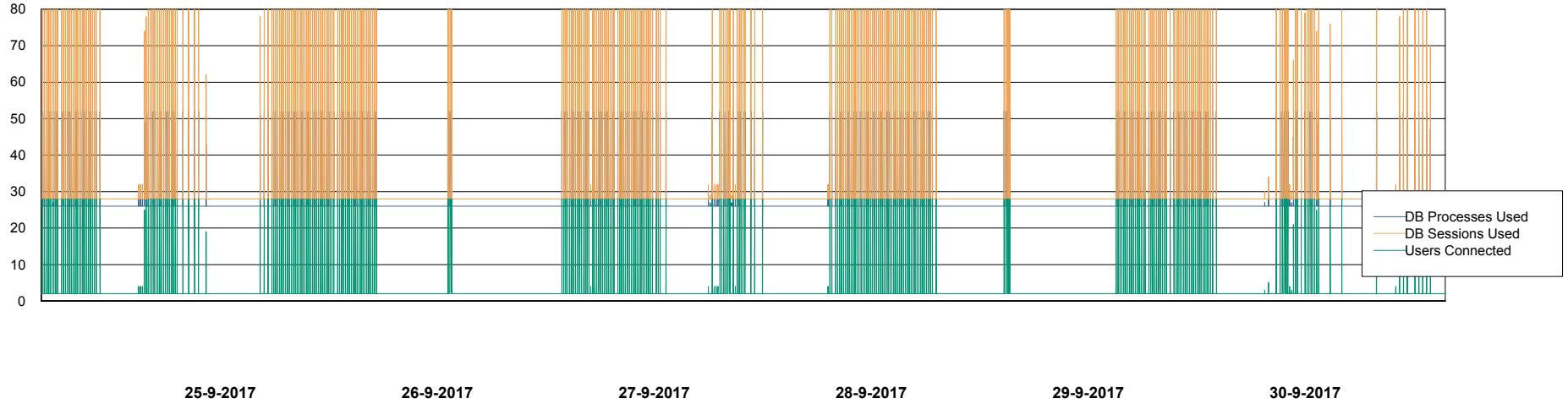
Weekly SLA Customer Report

Customer CLO Production
Database ID 38



Database Performance CLODB_Standby

DB Processes Max 500
DB Sessions Max 792



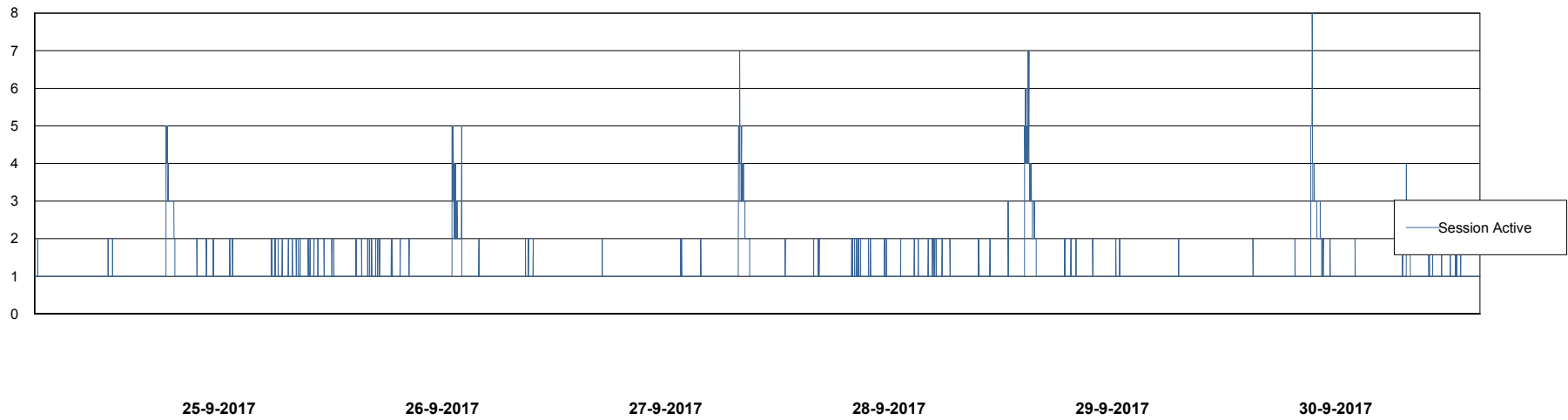
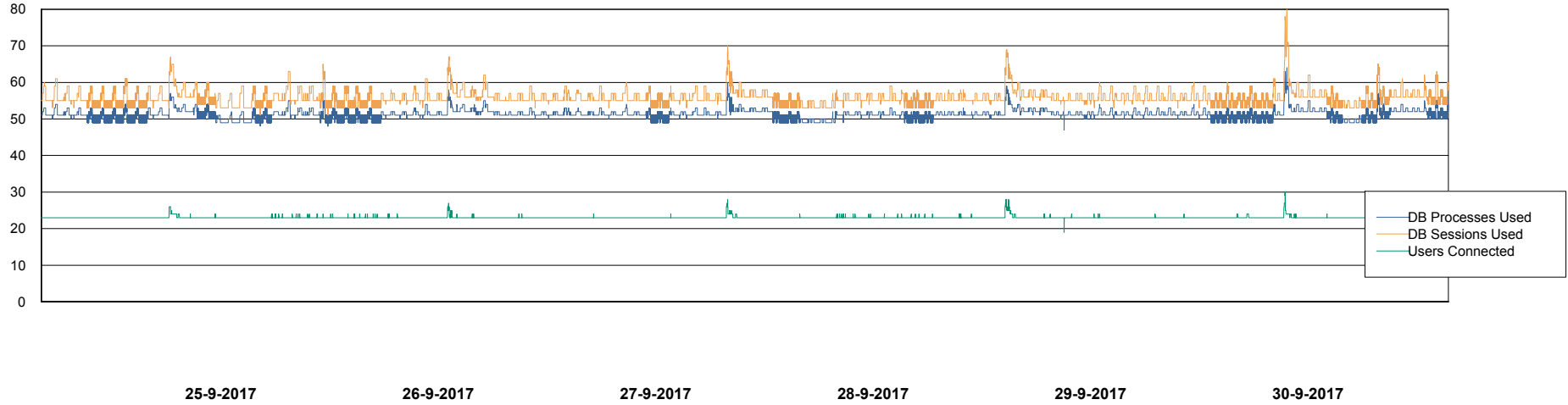
Weekly SLA Customer Report

Customer CLO Production
Database ID 38



Database Performance CLODB_Test

DB Processes Max 500
DB Sessions Max 792



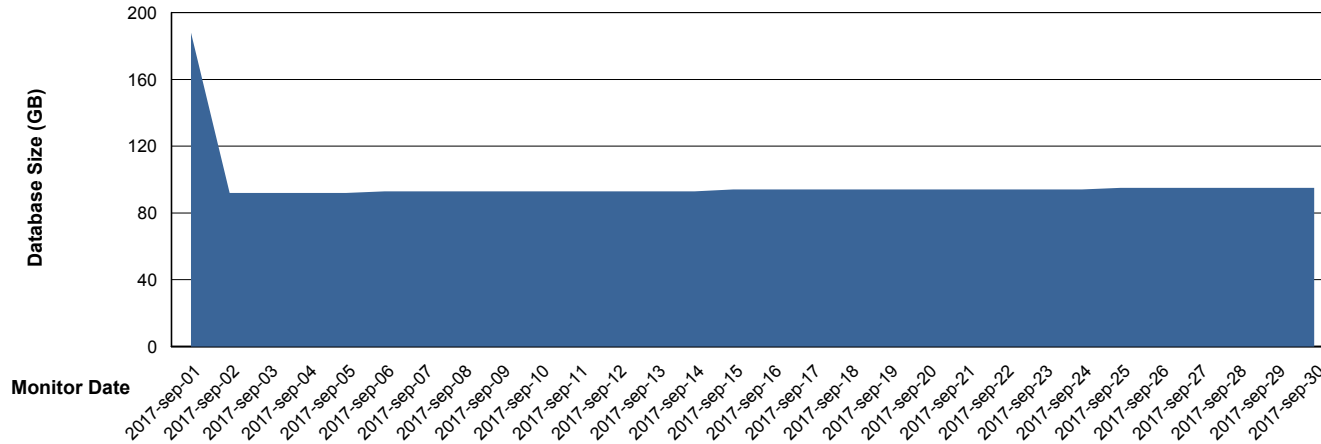
Weekly SLA Customer Report

Customer CLO Production
Database ID 38



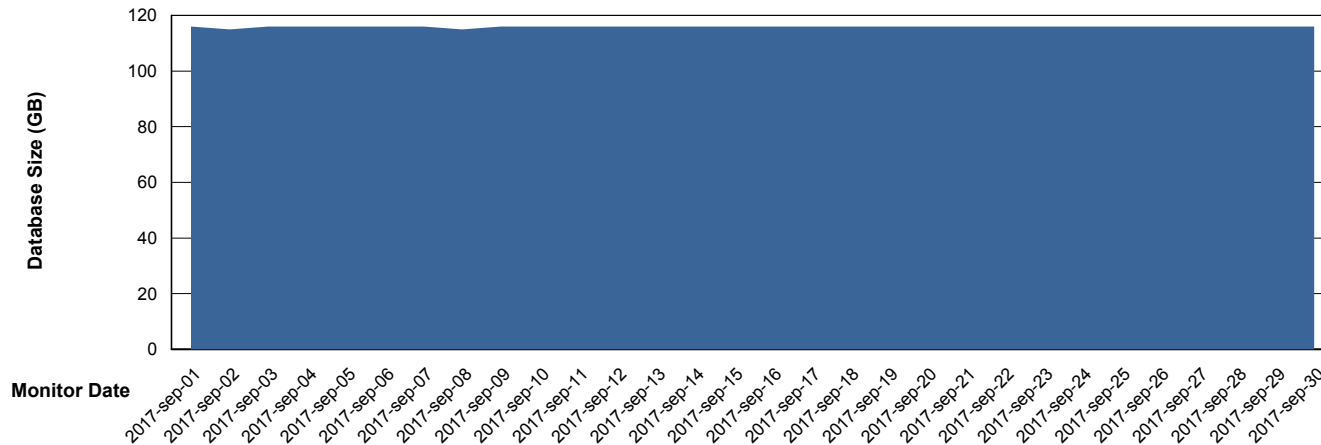
DATABASE SIZE CLODB_Production

Database growth over last month



DATABASE SIZE CLODB_Test

Database growth over last month



Weekly SLA Customer Report

Customer CLO Production
Database ID 38



Database Tablespace		CLODB_Production		
Date	Tablespace Name	Filesize (Gb)	Usedsize (Gb)	Percentage free
30-9-2017	ABSDATA	59	50	15
	INDX	51	45	12
29-9-2017	ABSDATA	59	50	15
	INDX	51	45	12
28-9-2017	ABSDATA	59	50	15
	INDX	51	45	12
27-9-2017	ABSDATA	59	50	15
	INDX	51	45	12
26-9-2017	ABSDATA	59	50	15
	INDX	51	45	12
25-9-2017	ABSDATA	59	50	15
	INDX	51	45	12
24-9-2017	ABSDATA	59	50	15
	INDX	51	45	12

Weekly SLA Customer Report

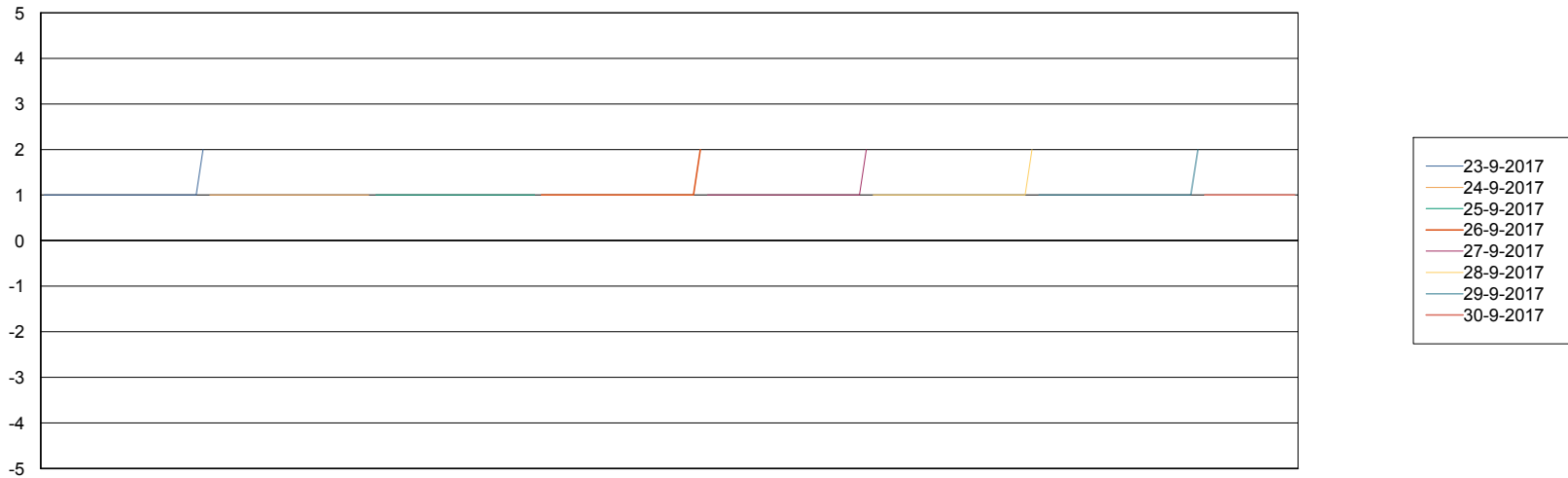
Customer CLO Production
 Database ID 38



Database Tablespace		CLODB_Test		
Date	Tablespace Name	Filesize (Gb)	Usedsize (Gb)	Percentage free
30-9-2017	ABSDATA	65	63	3
	INDX	54	53	2
29-9-2017	ABSDATA	65	63	3
	INDX	54	53	2
28-9-2017	ABSDATA	65	63	3
	INDX	54	53	2
27-9-2017	ABSDATA	65	63	3
	INDX	54	53	2
26-9-2017	ABSDATA	65	63	3
	INDX	54	53	2
25-9-2017	ABSDATA	65	63	3
	INDX	54	53	2
24-9-2017	ABSDATA	65	63	3
	INDX	54	53	2

Standby Database Health CLO Production

Recovery lag for last 7 days



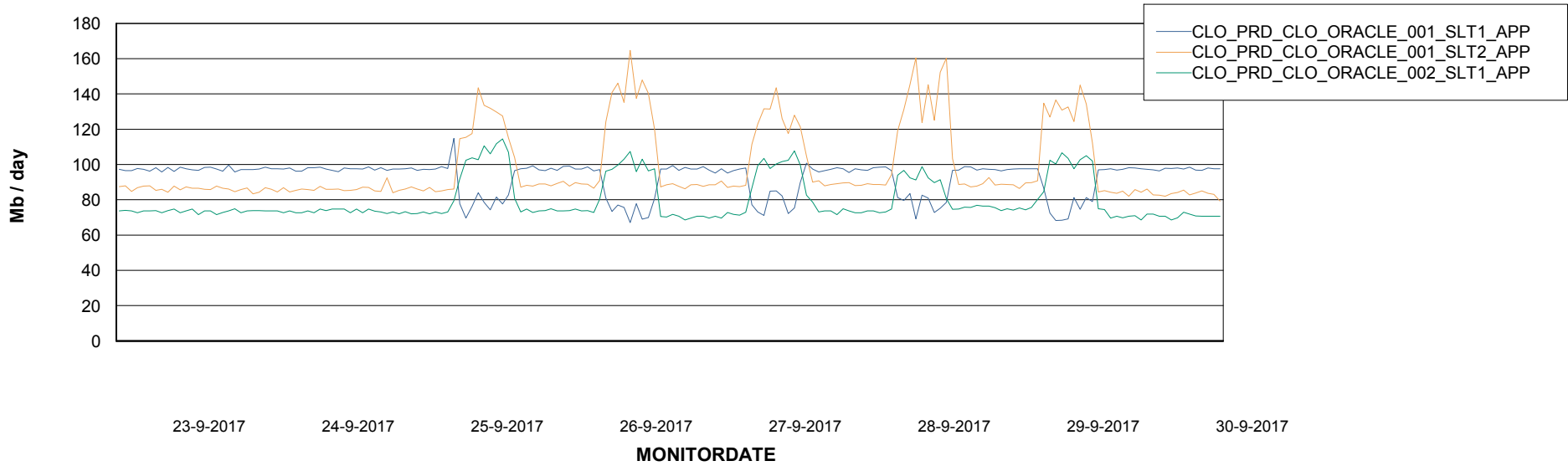
Weekly SLA Customer Report

Customer CLO Production
Database ID 38

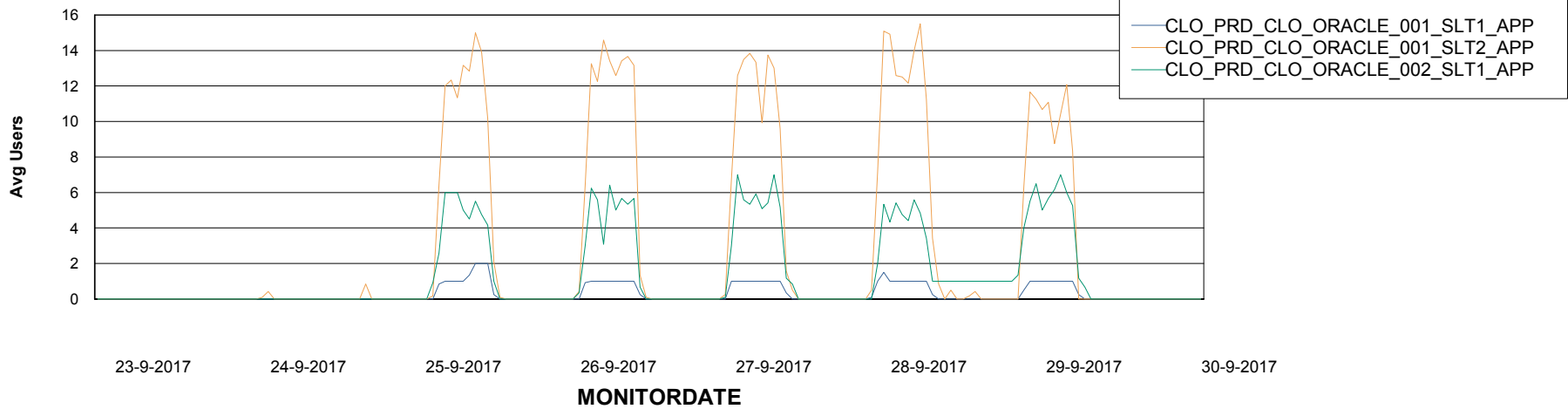


ABSSolute Application Server Services

Avg memory used per ABS Server Service



Avg users per day per ABS server



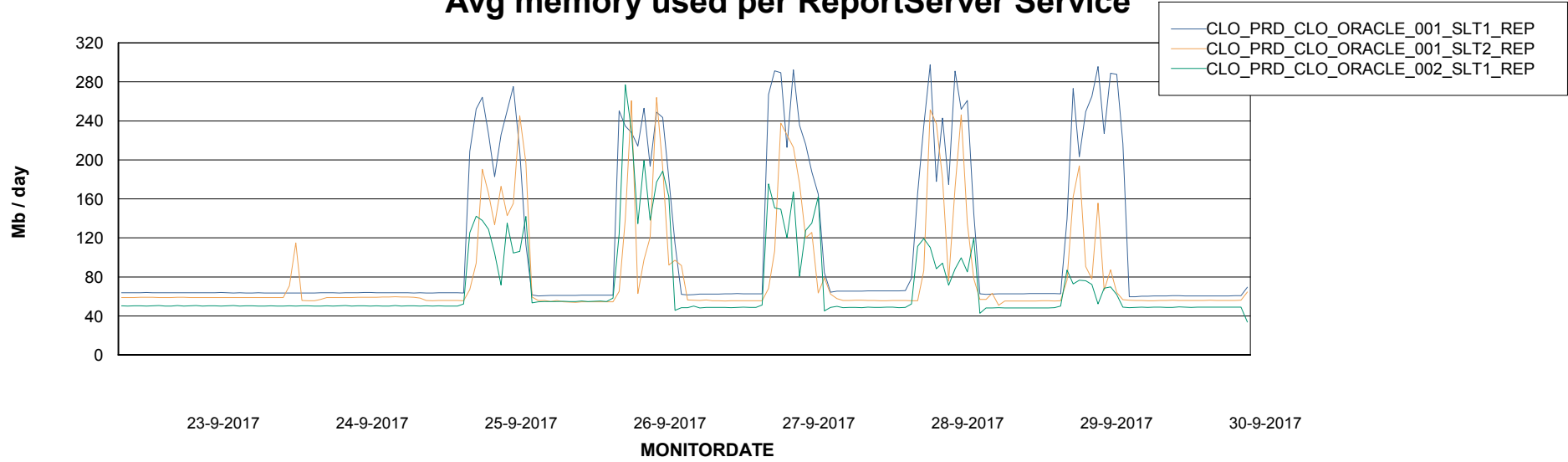
Weekly SLA Customer Report

Customer CLO Production
Database ID 38



ABSSolute Application ReportServer Services

Avg memory used per ReportServer Service



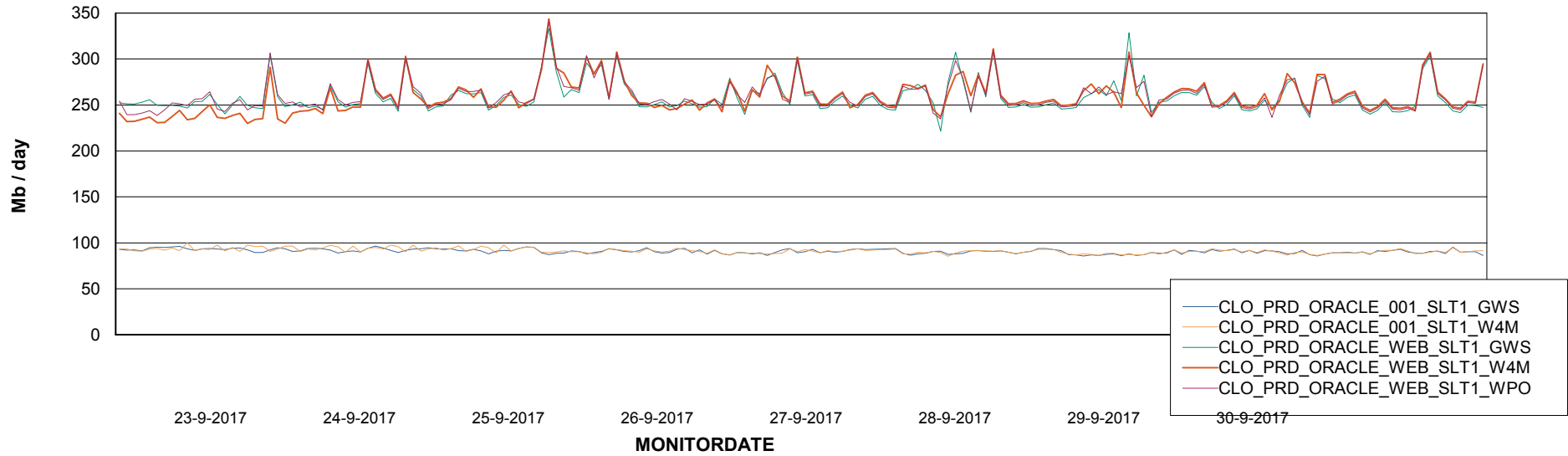
Weekly SLA Customer Report

Customer CLO Production
Database ID 38



ABSolute Web Component Services

Avg memory used per ABS Web component



Weekly SLA Customer Report

Customer CLO Production
Database ID 38



Disaster per ABS component

