

Weekly SLA Customer Report

Customer BCH Production
Database ID 28



Harddisk Usage BCH_PRD_ORCDB1

	Free disk space on c: (%)	Total disk space on c: (Gb)	Free disk space on d: (%)	Total disk space on d: (Gb)
30-9-2017	40	278	16	278
29-9-2017	41	278	16	278
28-9-2017	41	278	15	278
27-9-2017	41	278	15	278
26-9-2017	41	278	15	278
25-9-2017	41	278	15	278
24-9-2017	41	278	15	278

Harddisk Usage BCH_PRD_ORCDB2

	Free disk space on c: (%)	Total disk space on c: (Gb)	Free disk space on d: (%)	Total disk space on d: (Gb)
30-9-2017	42	278	16	278
29-9-2017	42	278	16	278
28-9-2017	42	278	16	278
27-9-2017	42	278	15	278
26-9-2017	42	278	15	278
25-9-2017	42	278	15	278
24-9-2017	42	278	15	278

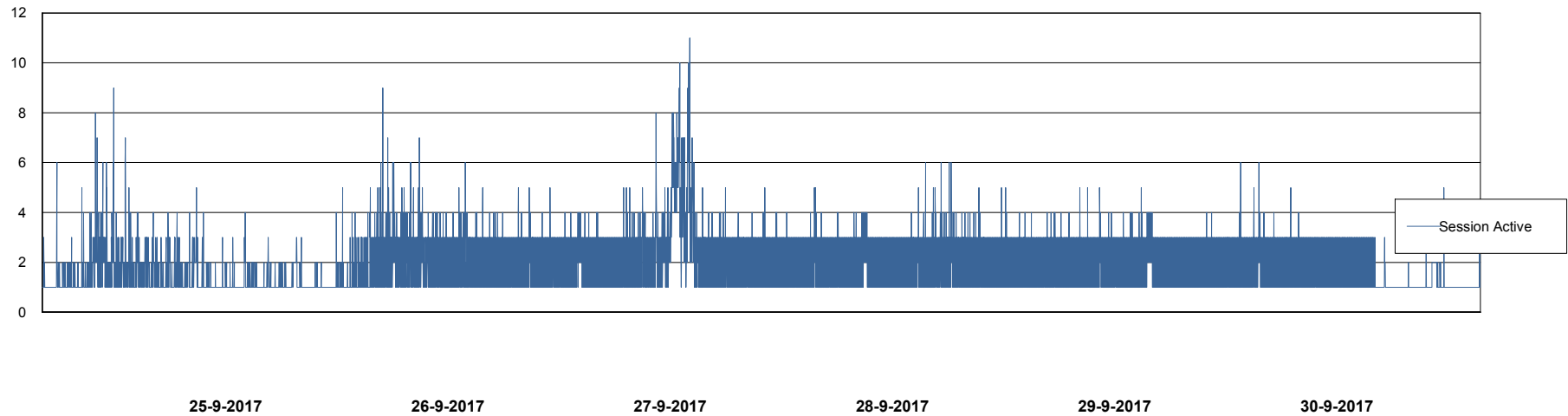
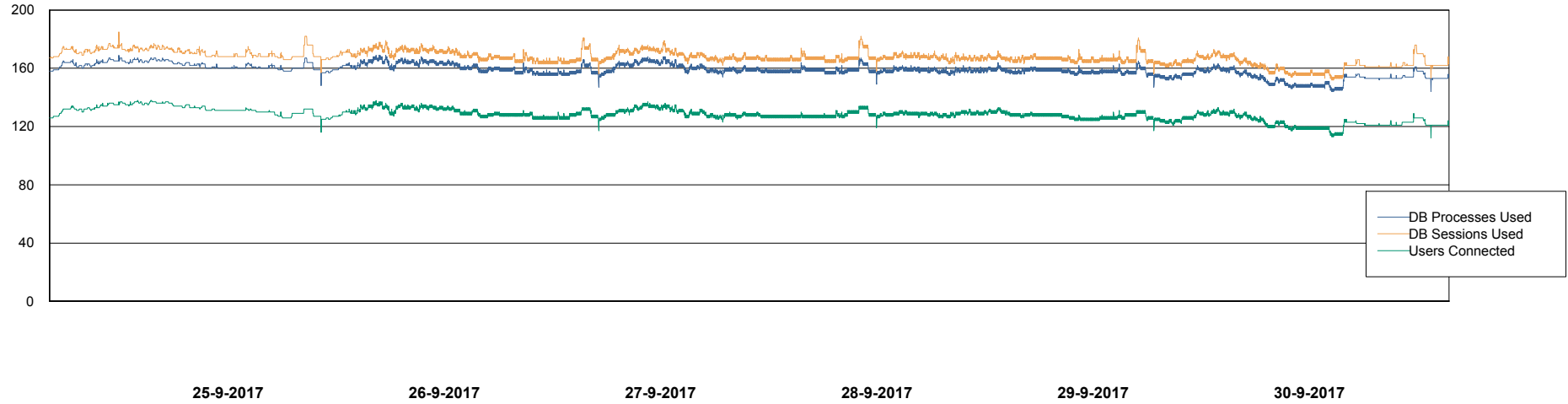
Weekly SLA Customer Report

Customer BCH Production
Database ID 28



Database Performance BCHDB_Production

DB Processes Max 600
DB Sessions Max 928



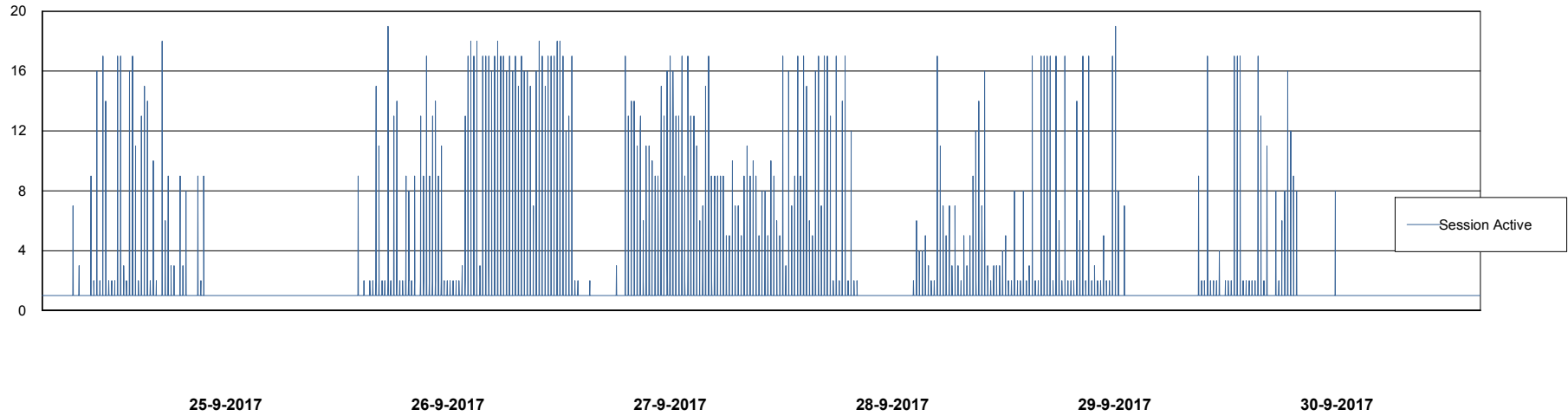
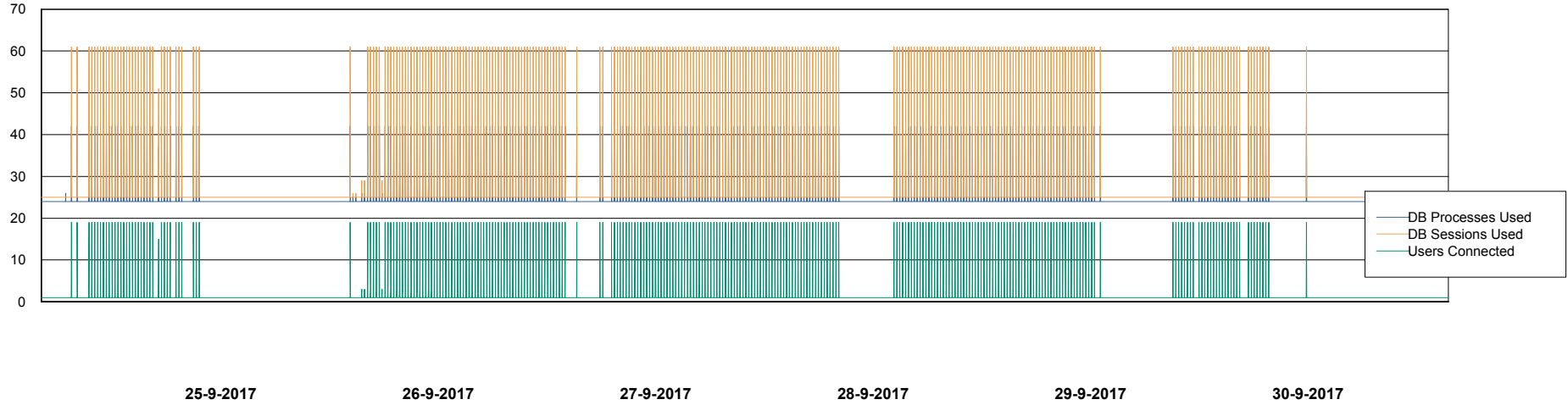
Weekly SLA Customer Report

Customer BCH Production
Database ID 28



Database Performance BCHDB_Standby

DB Processes Max 150
DB Sessions Max 256



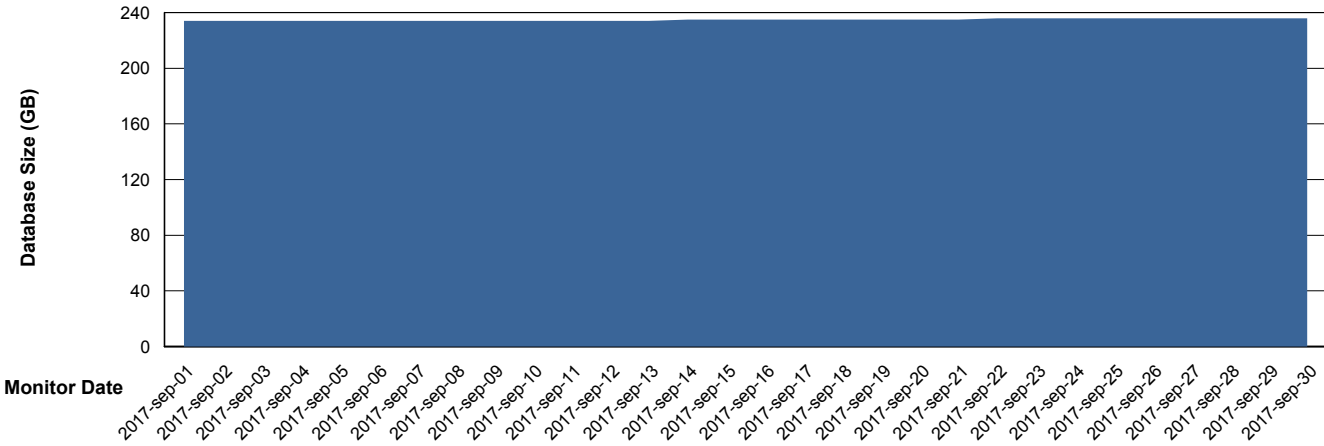
Weekly SLA Customer Report

Customer BCH Production
 Database ID 28



DATABASE SIZE BCHDB_Production

Database growth over last month



Database Tablespace BCHDB_Production

Date	Tablespace Name	Filesize (Gb)	Usedsize (Gb)	Percentage free
30-9-2017	ABSDATA	51	41	20
	INDX	226	192	15
29-9-2017	ABSDATA	51	41	20
	INDX	226	192	15
28-9-2017	ABSDATA	51	41	20
	INDX	226	192	15
27-9-2017	ABSDATA	51	41	20
	INDX	226	192	15
26-9-2017	ABSDATA	51	41	20
	INDX	226	192	15
25-9-2017	ABSDATA	51	41	20
	INDX	226	192	15
24-9-2017	ABSDATA	51	41	20
	INDX	226	192	15

Weekly SLA Customer Report

Customer BCH Production
Database ID 28



Standby Database Health BCH Production

Recovery lag for last 7 days

