

Weekly SLA Customer Report

Customer CLO Production
Database ID 38



Harddisk Usage CLO_PRD_CLOBI

	Free disk space on c: (%)	Total disk space on c: (Gb)	Free disk space on d: (%)	Total disk space on d: (Gb)	Free disk space on e: (%)	Total disk space on e: (Gb)
23-9-2017	32	68	50	68	42	68
22-9-2017	32	68	50	68	44	68
21-9-2017	33	68	50	68	41	68
20-9-2017	33	68	50	68	32	68
19-9-2017	33	68	50	68	32	68
18-9-2017	33	68	50	68	32	68
17-9-2017	33	68	50	68	35	68

Harddisk Usage CLO_PRD_CLO_ORACLE_001

	Free disk space on c: (%)	Total disk space on c: (Gb)	Free disk space on d: (%)	Total disk space on d: (Gb)	Free disk space on e: (%)	Total disk space on e: (Gb)	Free disk space on f: (%)	Total disk space on f: (Gb)
23-9-2017	20	137	49	137	63	107	31	466
22-9-2017	20	137	49	137	63	107	31	466
21-9-2017	21	137	49	137	66	107	31	466
20-9-2017	21	137	49	137	68	107	31	466
19-9-2017	21	137	49	137	68	107	31	466
18-9-2017	21	137	49	137	68	107	31	466
17-9-2017	21	137	49	137	66	107	31	466

Weekly SLA Customer Report

Customer CLO Production
Database ID 38



Harddisk Usage CLO_PRD_CLO_ORACLE_002

	Free disk space on c: (%)	Total disk space on c: (Gb)	Free disk space on d: (%)	Total disk space on d: (Gb)	Free disk space on e: (%)	Total disk space on e: (Gb)
23-9-2017	29	273	28	137	80	107
22-9-2017	29	273	28	137	80	107
21-9-2017	29	273	28	137	82	107
20-9-2017	29	273	28	137	85	107
19-9-2017	29	273	28	137	85	107
18-9-2017	29	273	28	137	84	107
17-9-2017	29	273	28	137	83	107

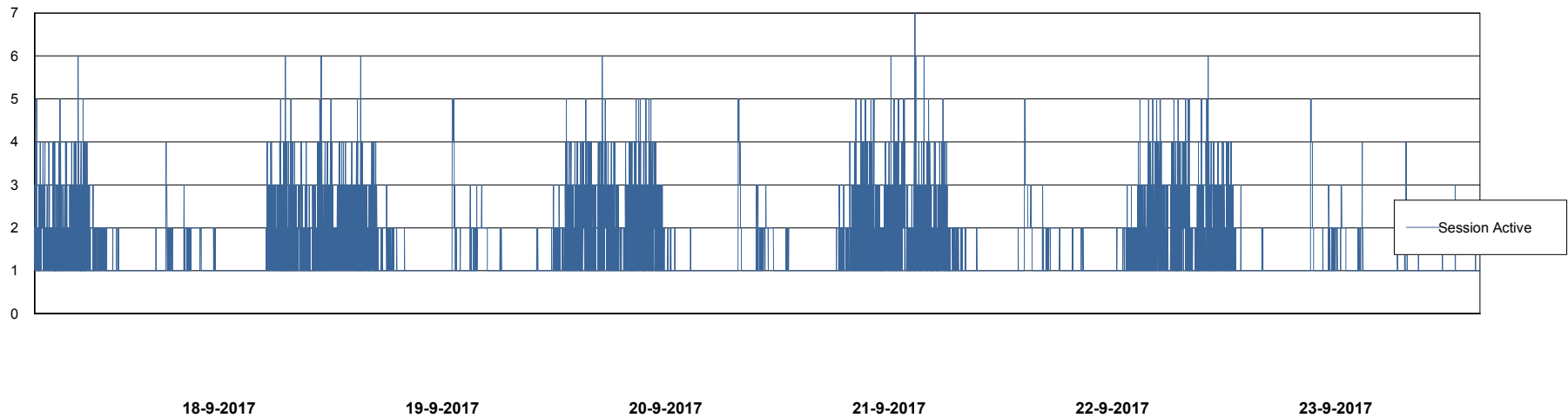
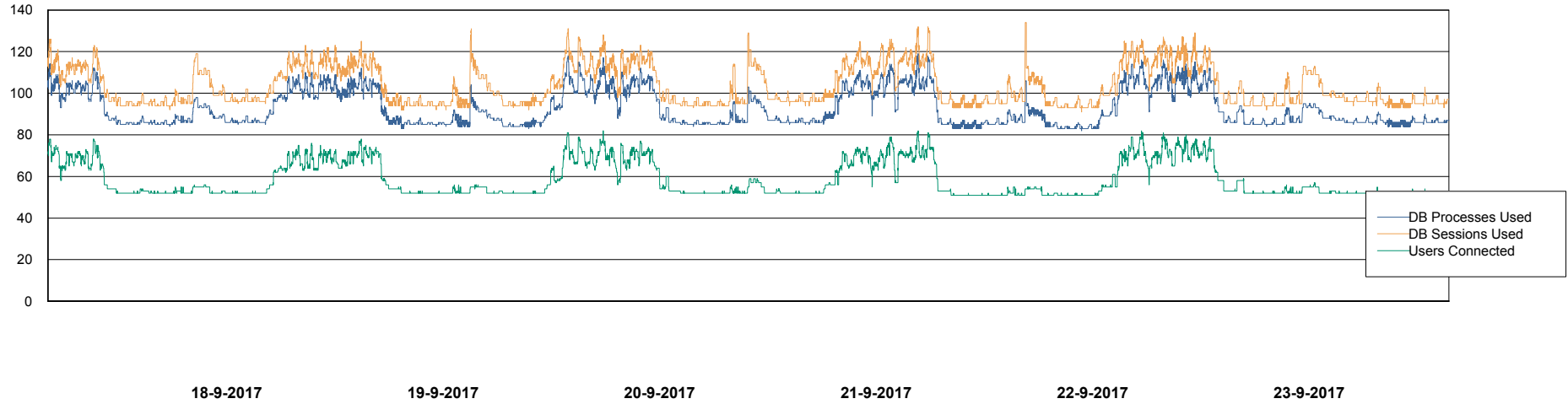
Weekly SLA Customer Report

Customer CLO Production
Database ID 38



Database Performance CLODB_Production

DB Processes Max 500
DB Sessions Max 792



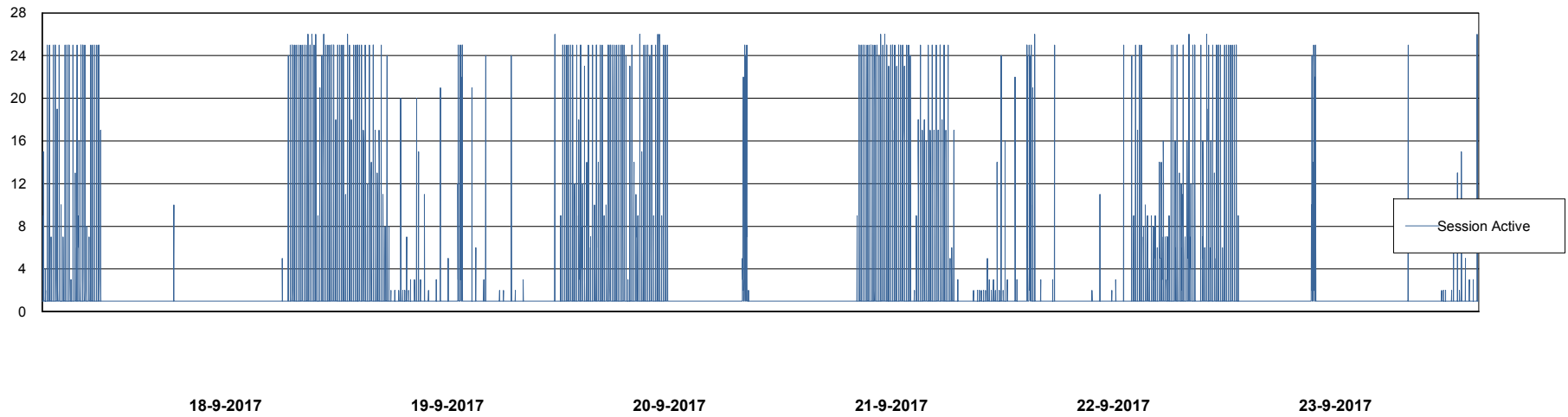
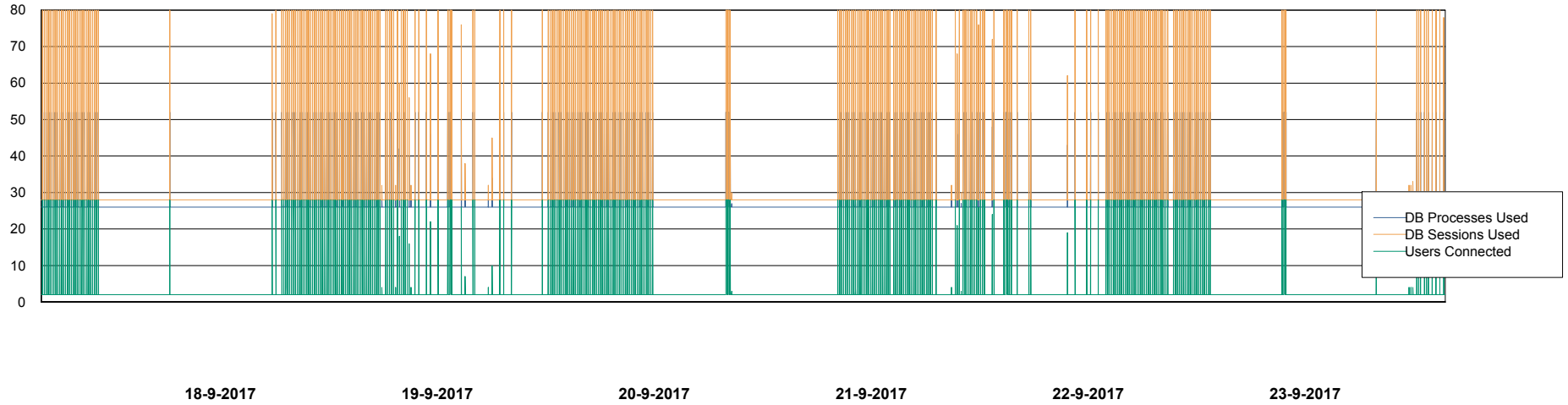
Weekly SLA Customer Report

Customer CLO Production
Database ID 38



Database Performance CLODB_Standby

DB Processes Max 500
DB Sessions Max 792



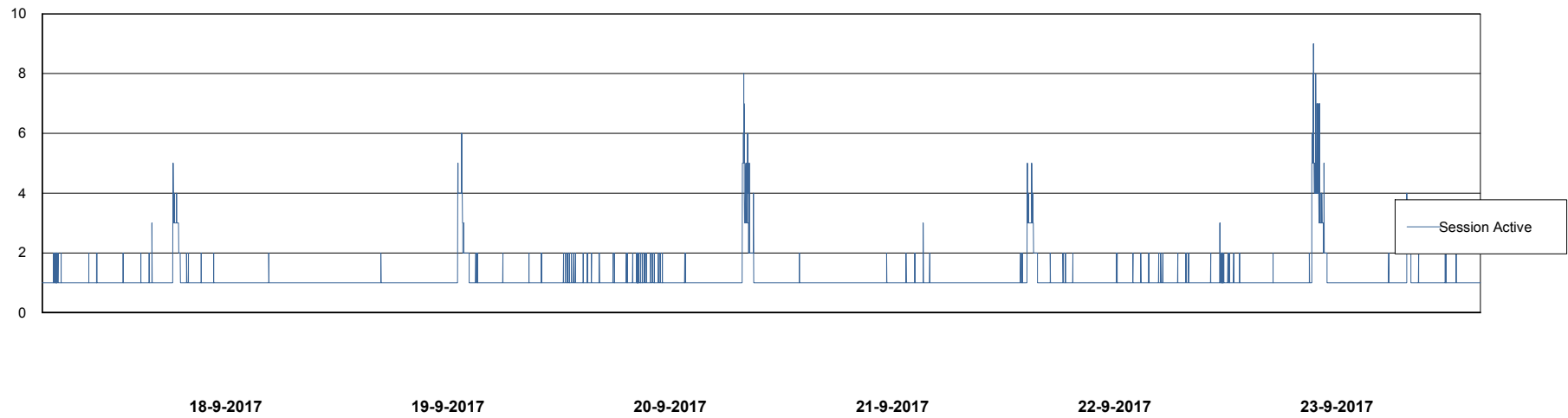
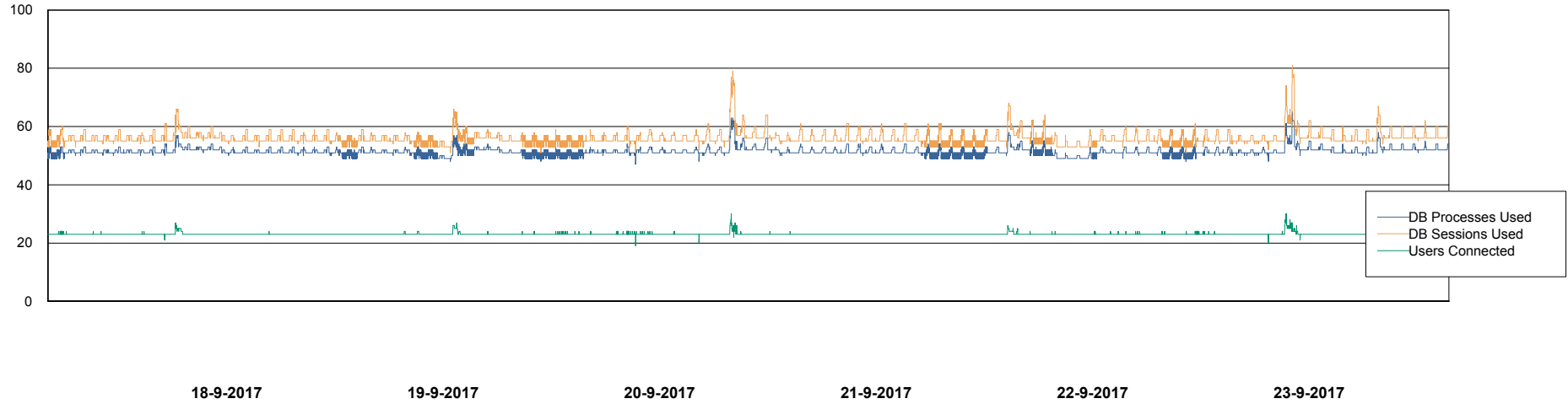
Weekly SLA Customer Report

Customer CLO Production
Database ID 38



Database Performance CLODB_Test

DB Processes Max 500
DB Sessions Max 792



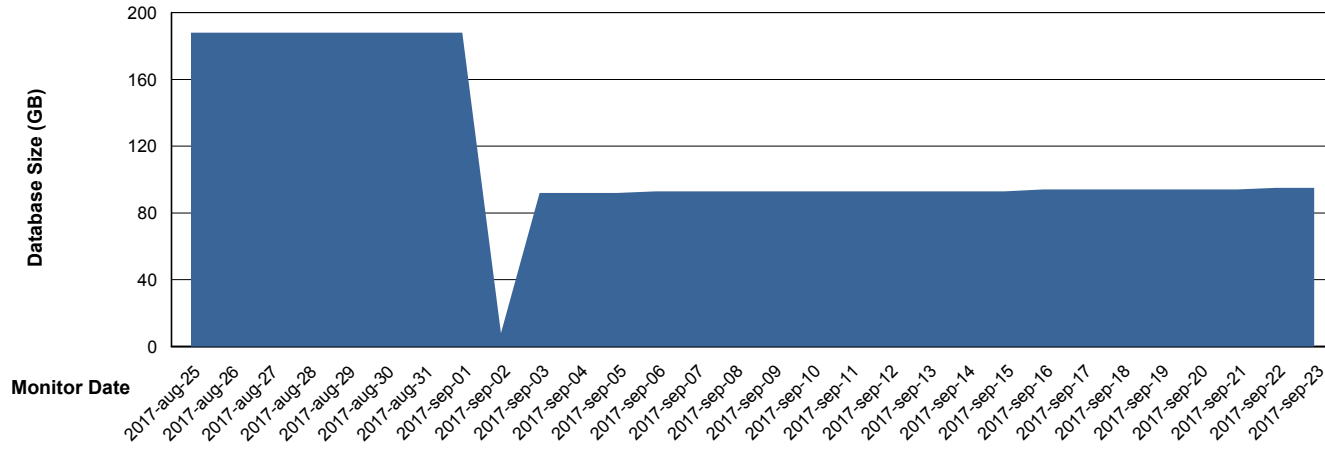
Weekly SLA Customer Report

Customer CLO Production
Database ID 38



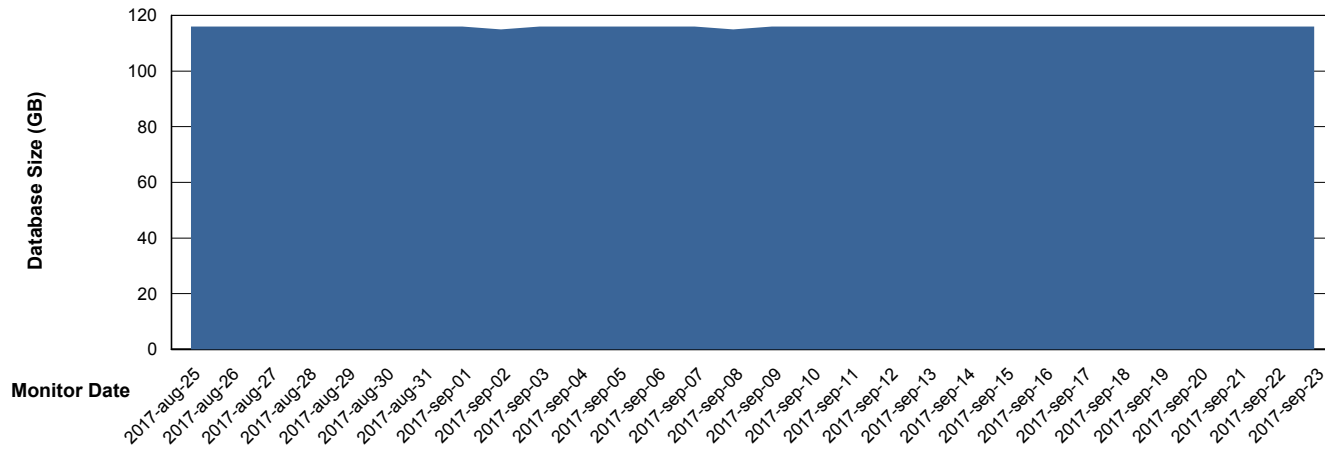
DATABASE SIZE CLODB_Production

Database growth over last month



DATABASE SIZE CLODB_Test

Database growth over last month



Weekly SLA Customer Report

Customer CLO Production
Database ID 38



Database Tablespace		CLODB_Production		
Date	Tablespace Name	Filesize (Gb)	Usedsize (Gb)	Percentage free
23-9-2017	ABSDATA	59	50	15
	INDX	51	45	12
22-9-2017	ABSDATA	59	50	15
	INDX	51	45	12
21-9-2017	ABSDATA	59	50	15
	INDX	51	45	12
20-9-2017	ABSDATA	59	50	15
	INDX	51	44	14
19-9-2017	ABSDATA	59	50	15
	INDX	51	44	14
18-9-2017	ABSDATA	59	50	15
	INDX	51	44	14
17-9-2017	ABSDATA	59	50	15
	INDX	51	44	14

Weekly SLA Customer Report

Customer CLO Production
 Database ID 38

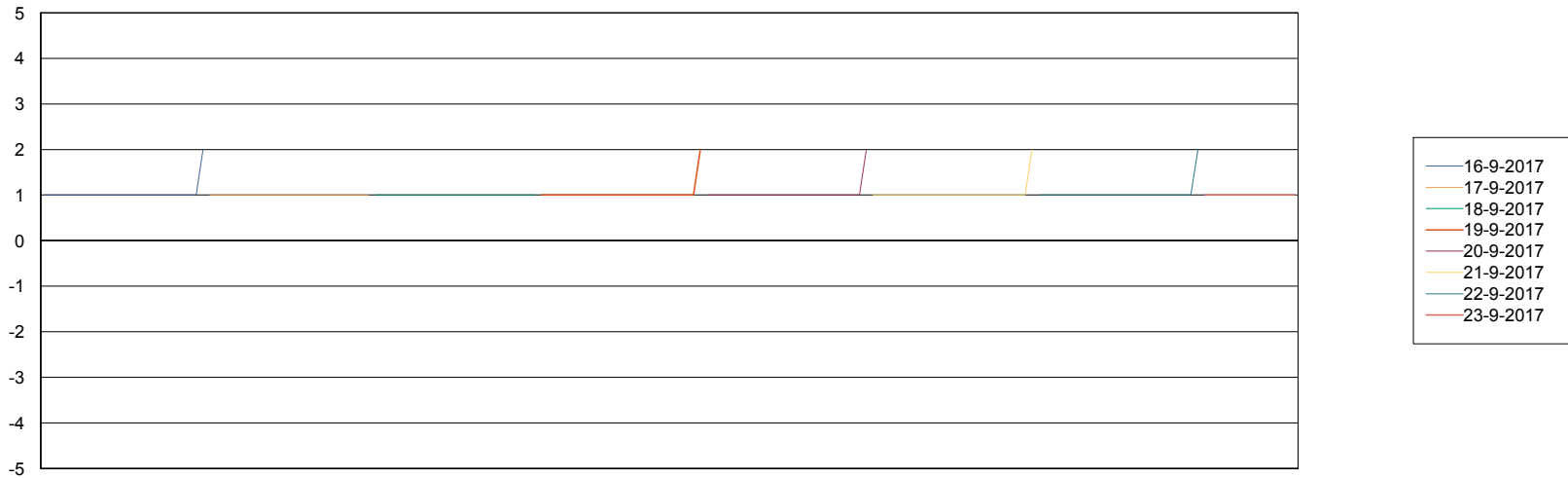


Database Tablespace CLODB_Test

Date	Tablespace Name	Filesize (Gb)	Usedsize (Gb)	Percentage free
23-9-2017	ABSDATA	65	63	3
	INDX	54	53	2
22-9-2017	ABSDATA	65	63	3
	INDX	54	53	2
21-9-2017	ABSDATA	65	63	3
	INDX	54	53	2
20-9-2017	ABSDATA	65	63	3
	INDX	54	53	2
19-9-2017	ABSDATA	65	63	3
	INDX	54	53	2
18-9-2017	ABSDATA	65	63	3
	INDX	54	53	2
17-9-2017	ABSDATA	65	63	3
	INDX	54	53	2

Standby Database Health CLO Production

Recovery lag for last 7 days



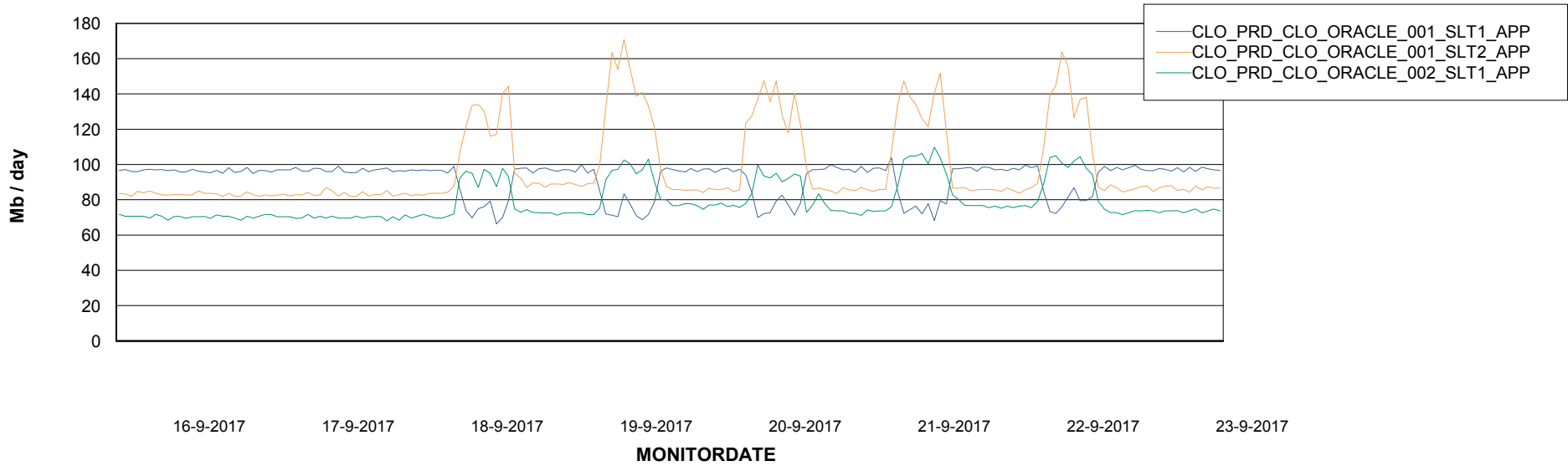
Weekly SLA Customer Report

Customer CLO Production
Database ID 38

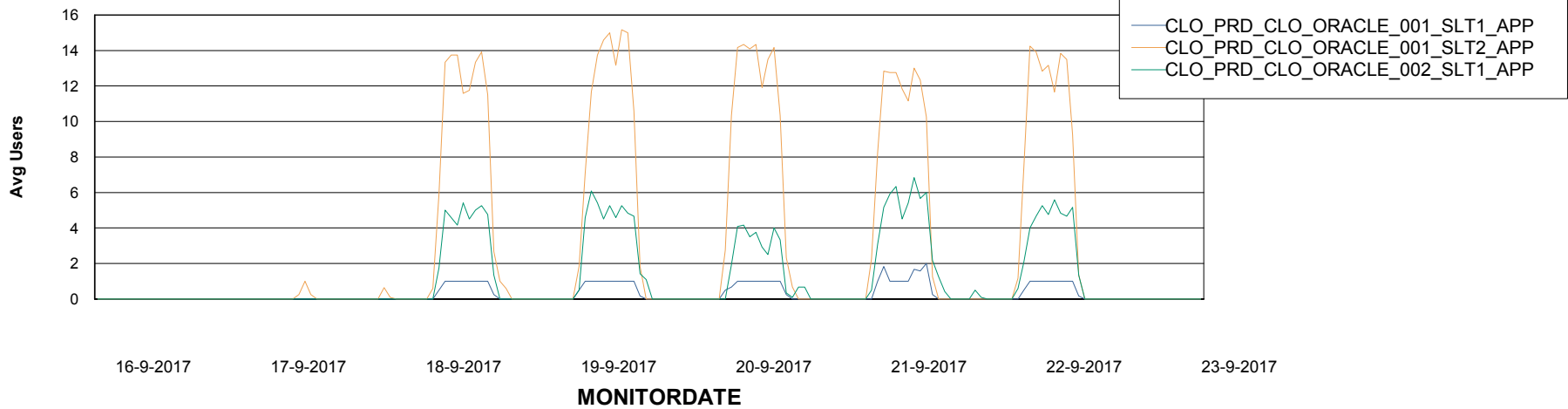


ABSSolute Application Server Services

Avg memory used per ABS Server Service



Avg users per day per ABS server



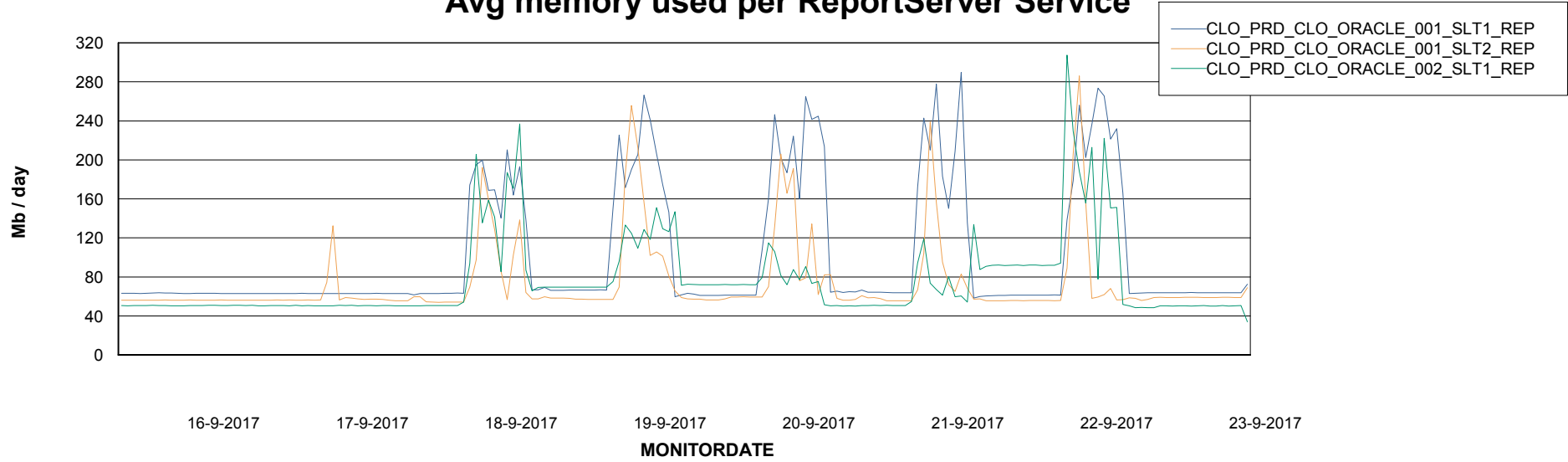
Weekly SLA Customer Report

Customer CLO Production
Database ID 38



ABSSolute Application ReportServer Services

Avg memory used per ReportServer Service



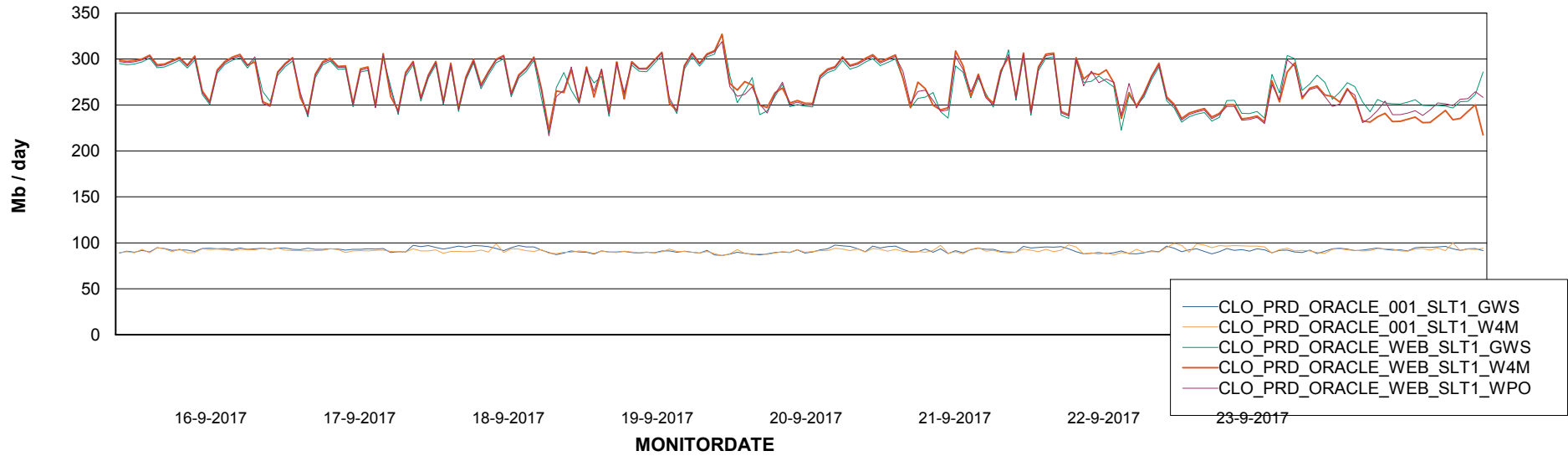
Weekly SLA Customer Report

Customer CLO Production
Database ID 38



ABSolute Web Component Services

Avg memory used per ABS Web component



Weekly SLA Customer Report

Customer CLO Production
Database ID 38



Disaster per ABS component

