

Weekly SLA Customer Report

Customer PCO Production
 Database ID 44



Harddisk Usage PCO_PRD_ORACLE1

	Free disk space on c: (%)	Total disk space on c: (Gb)	Free disk space on d: (%)	Total disk space on d: (Gb)
9-9-2017	62	279	30	838
8-9-2017	62	279	24	838
7-9-2017	62	279	15	838
6-9-2017	62	279	21	838
5-9-2017	62	279	20	838
4-9-2017	62	279	16	838
3-9-2017	62	279	18	838

Harddisk Usage PCO_PRD_ORACLE2

	Free disk space on c: (%)	Total disk space on c: (Gb)	Free disk space on d: (%)	Total disk space on d: (Gb)
9-9-2017	77	279	46	838
8-9-2017	77	279	46	838
7-9-2017	77	279	46	838
6-9-2017	77	279	47	838
5-9-2017	77	279	47	838
4-9-2017	77	279	48	838
3-9-2017	77	279	48	838

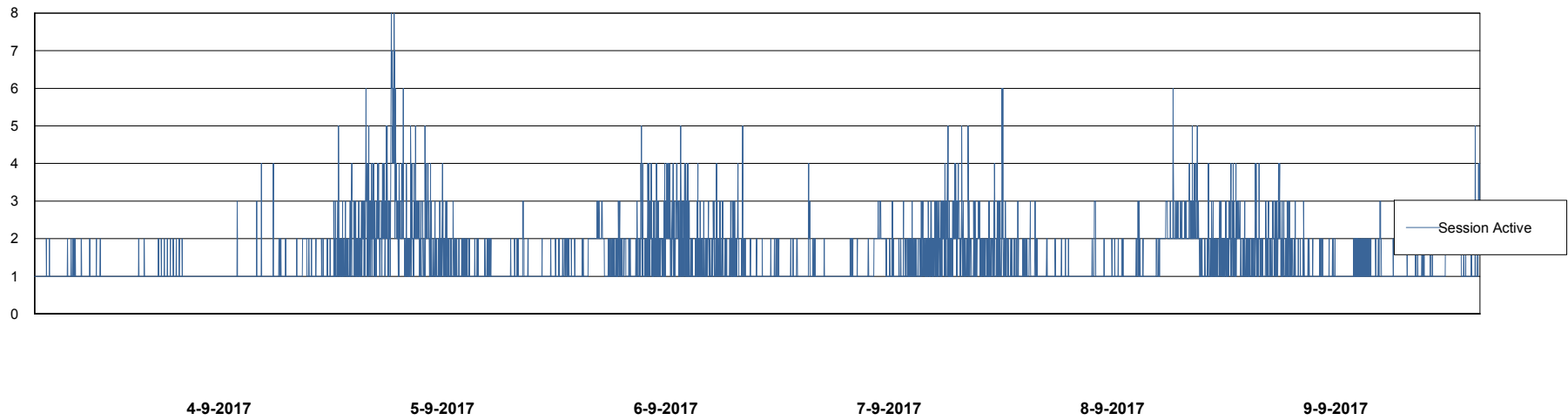
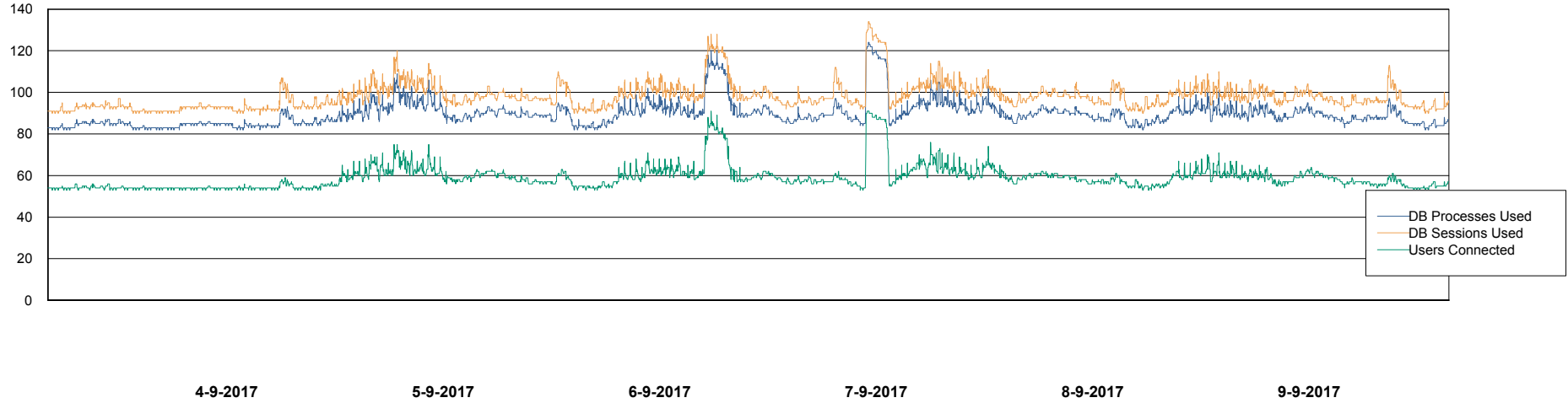
Weekly SLA Customer Report

Customer PCO Production
Database ID 44



Database Performance PCODB_Production

DB Processes Max 300
DB Sessions Max 480



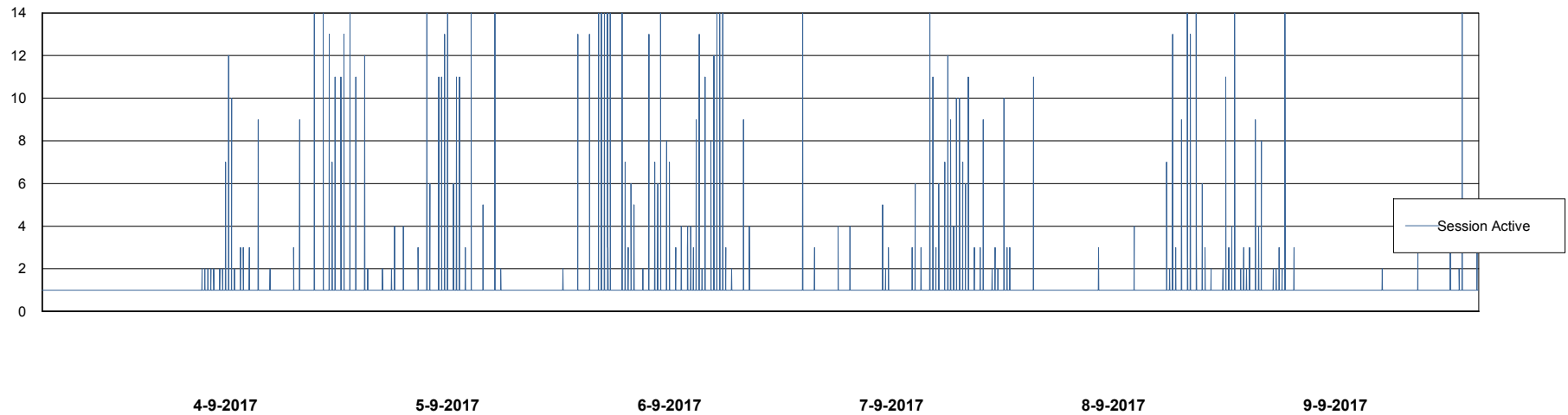
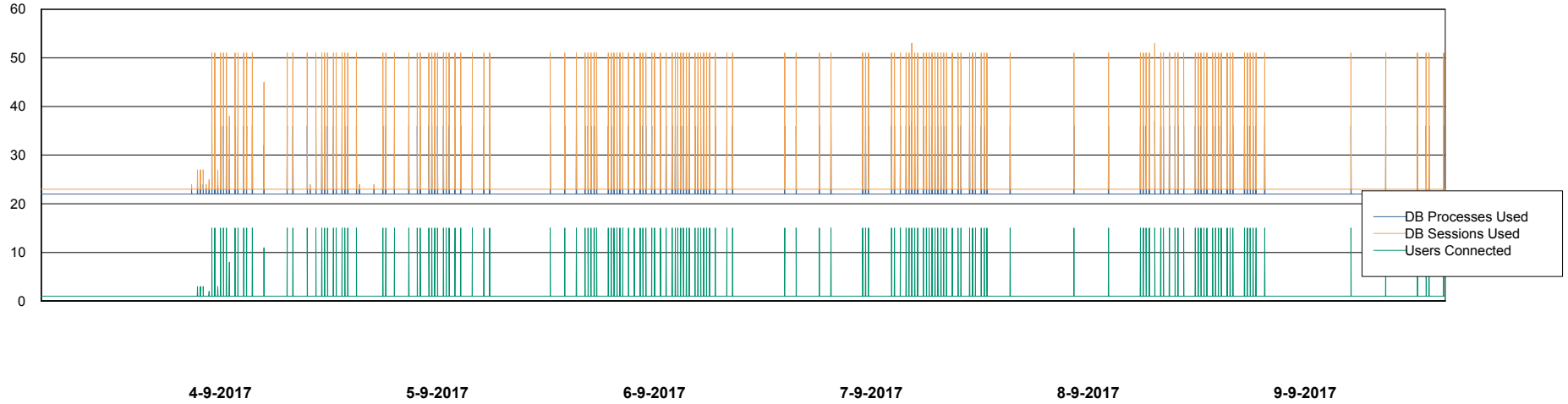
Weekly SLA Customer Report

Customer PCO Production
Database ID 44



Database Performance PCODB_Standby

DB Processes Max 520
DB Sessions Max 804



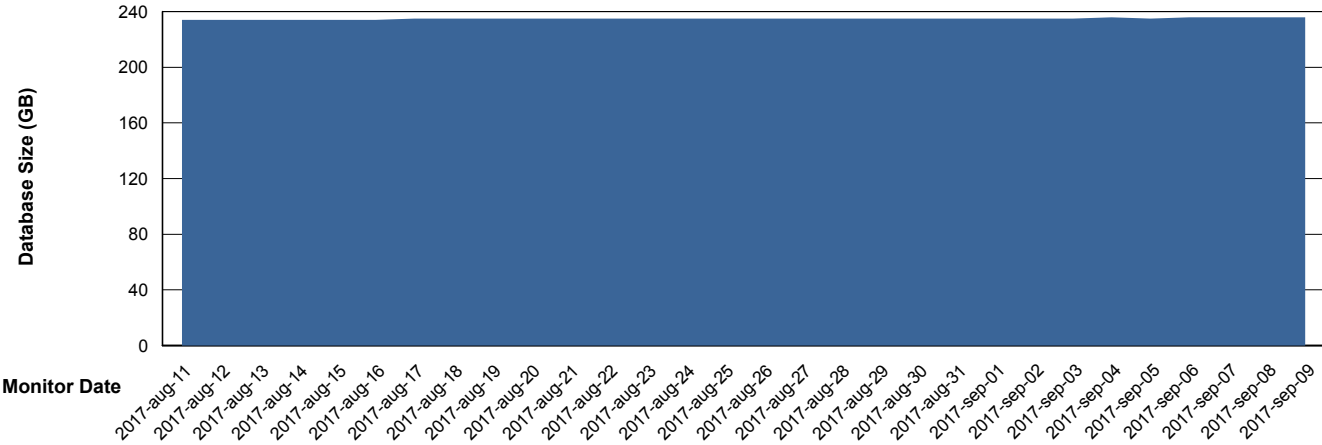
Weekly SLA Customer Report

Customer PCO Production
 Database ID 44



DATABASE SIZE PCODB_Production

Database growth over last month



Database Tablespace		PCODB_Production		
Date	Tablespace Name	Filesize (Gb)	Usedsize (Gb)	Percentage free
9-9-2017	ABSDATA	103	83	19
	INDX	188	151	20
8-9-2017	ABSDATA	103	83	19
	INDX	188	151	20
7-9-2017	ABSDATA	103	83	19
	INDX	188	151	20
6-9-2017	ABSDATA	103	83	19
	INDX	188	151	20
5-9-2017	ABSDATA	103	83	19
	INDX	188	151	20
4-9-2017	ABSDATA	103	82	20
	INDX	188	151	20
3-9-2017	ABSDATA	103	82	20
	INDX	188	151	20

Weekly SLA Customer Report

Customer PCO Production
Database ID 44



Standby Database Health PCO Production

Recovery lag for last 7 days

