

# Weekly SLA Customer Report

Customer PCO Production  
 Database ID 44



Harddisk Usage PCO\_PRD\_ORACLE1

	Free disk space on c: (%)	Total disk space on c: (Gb)	Free disk space on d: (%)	Total disk space on d: (Gb)
2-9-2017	62	279	19	838
1-9-2017	63	279	19	838
31-8-2017	63	279	20	838
30-8-2017	63	279	25	838
29-8-2017	63	279	28	838
28-8-2017	63	279	23	838
27-8-2017	63	279	22	838

Harddisk Usage PCO\_PRD\_ORACLE2

	Free disk space on c: (%)	Total disk space on c: (Gb)	Free disk space on d: (%)	Total disk space on d: (Gb)
2-9-2017	77	279	48	838
1-9-2017	77	279	48	838
31-8-2017	77	279	49	838
30-8-2017	77	279	49	838
29-8-2017	77	279	50	838
28-8-2017	77	279	50	838
27-8-2017	77	279	50	838

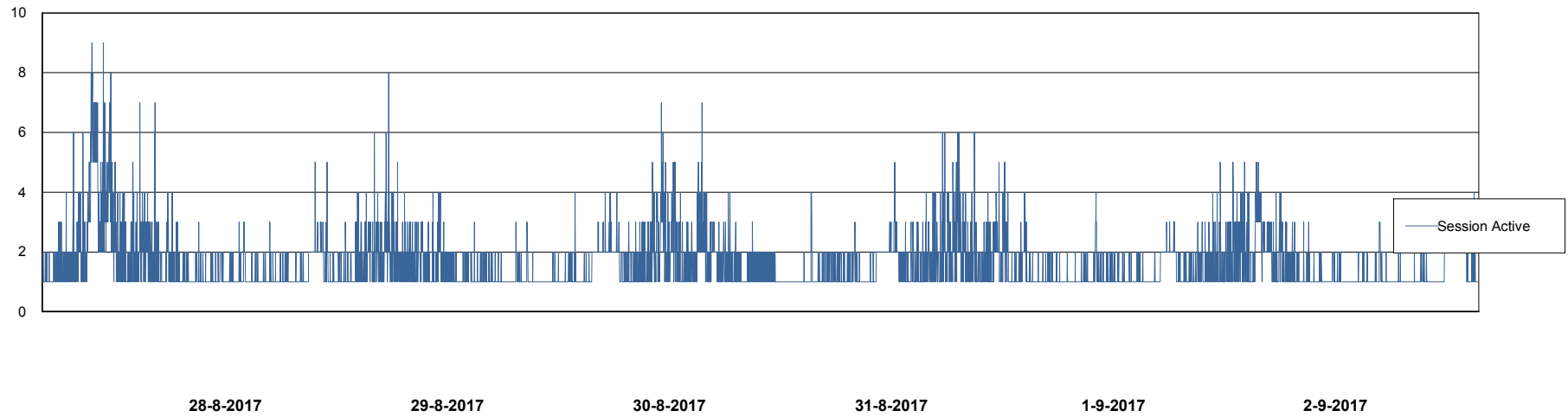
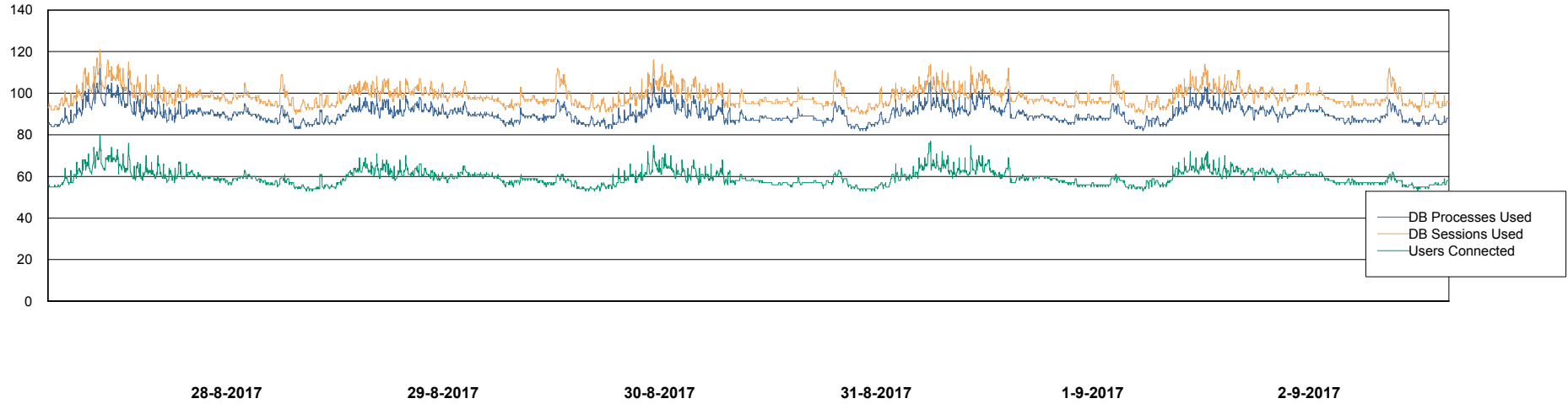
# Weekly SLA Customer Report

Customer PCO Production  
Database ID 44



## Database Performance PCODB\_Production

DB Processes Max 300  
DB Sessions Max 480



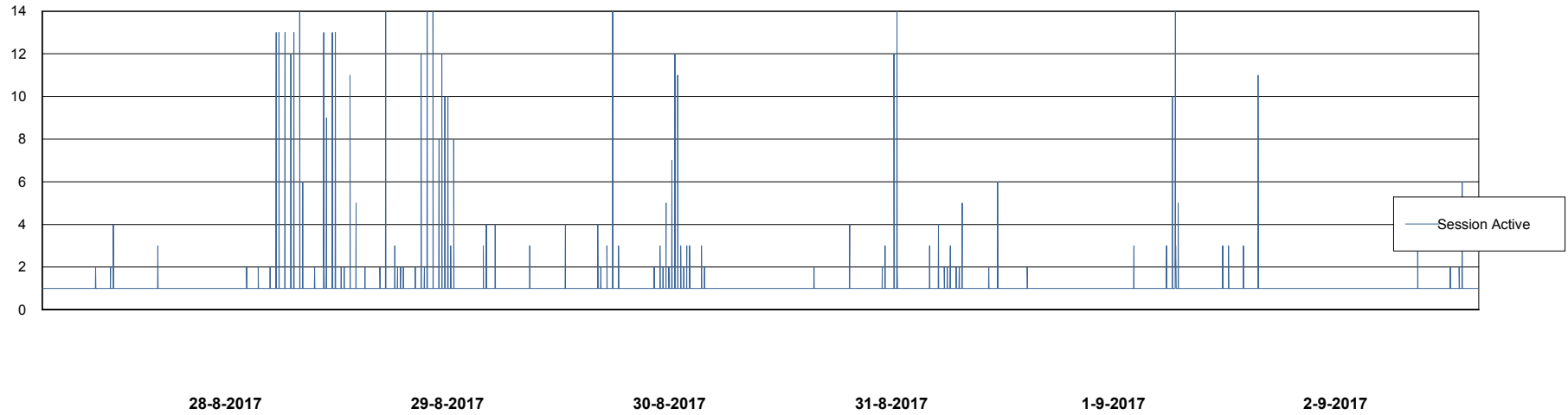
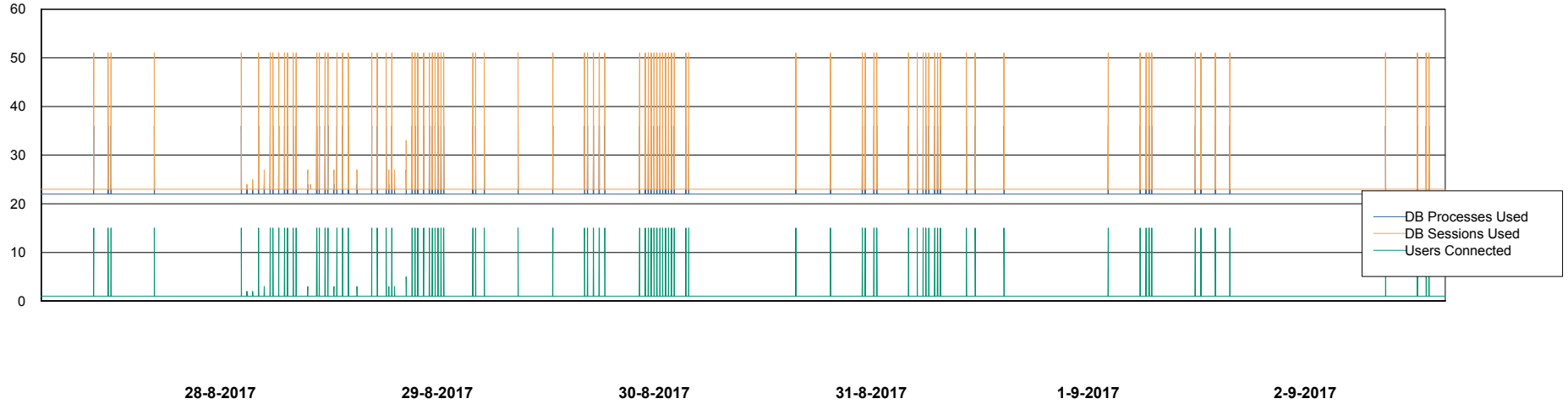
# Weekly SLA Customer Report

Customer PCO Production  
Database ID 44



## Database Performance PCODB\_Standby

DB Processes Max 520  
DB Sessions Max 804



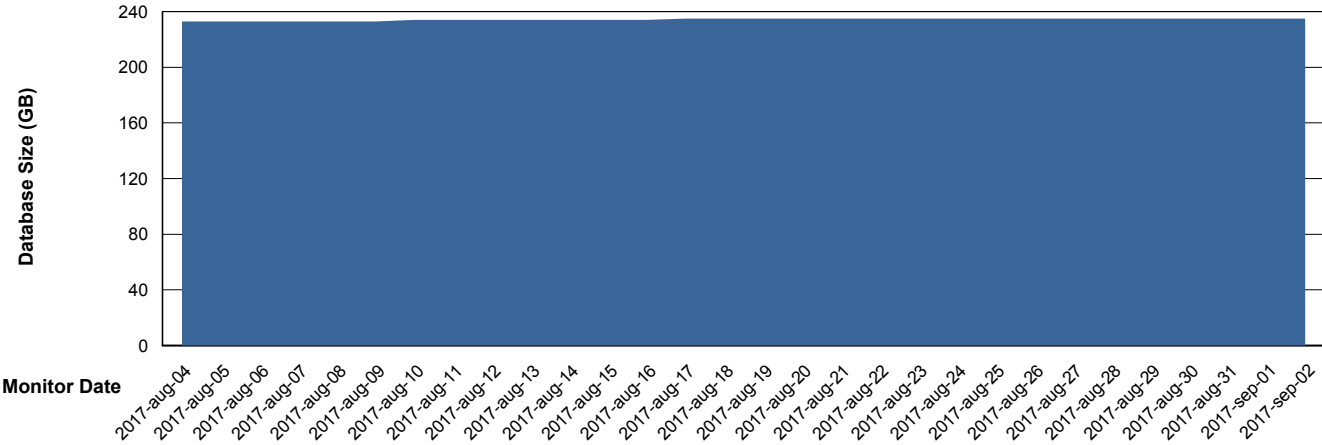
# Weekly SLA Customer Report

Customer PCO Production  
 Database ID 44



DATABASE SIZE PCODB\_Production

## Database growth over last month



Database Tablespace		PCODB_Production		
Date	Tablespace Name	Filesize (Gb)	Usedsize (Gb)	Percentage free
2-9-2017	ABSDATA	103	82	20
	INDX	188	151	20
1-9-2017	ABSDATA	103	82	20
	INDX	188	151	20
31-8-2017	ABSDATA	103	82	20
	INDX	188	151	20
30-8-2017	ABSDATA	103	82	20
	INDX	188	151	20
29-8-2017	ABSDATA	103	82	20
	INDX	188	151	20
28-8-2017	ABSDATA	103	82	20
	INDX	188	151	20
27-8-2017	ABSDATA	103	82	20
	INDX	188	151	20

# Weekly SLA Customer Report

Customer PCO Production  
Database ID 44



Standby Database Health PCO Production

## Recovery lag for last 7 days

