

Weekly SLA Customer Report

Customer CLO Production
 Database ID 38



Harddisk Usage CLO_PRD_CLOBI

	Free disk space on c: (%)	Total disk space on c: (Gb)	Free disk space on d: (%)	Total disk space on d: (Gb)	Free disk space on e: (%)	Total disk space on e: (Gb)
26-8-2017	14	68	50	68	47	68
25-8-2017	14	68	50	68	48	68
24-8-2017	14	68	50	68	48	68
23-8-2017	14	68	50	68	49	68
22-8-2017	14	68	50	68	46	68
21-8-2017	14	68	50	68	37	68
20-8-2017	14	68	50	68	39	68

Harddisk Usage CLO_PRD_CLO_ORACLE_001

	Free disk space on c: (%)	Total disk space on c: (Gb)	Free disk space on d: (%)	Total disk space on d: (Gb)	Free disk space on e: (%)	Total disk space on e: (Gb)	Free disk space on f: (%)	Total disk space on f: (Gb)
26-8-2017	8	137	30	137	47	107	35	466
25-8-2017	8	137	30	137	47	107	35	466
24-8-2017	8	137	30	137	49	107	35	466
23-8-2017	8	137	30	137	52	107	35	466
22-8-2017	8	137	30	137	51	107	35	466
21-8-2017	9	137	30	137	51	107	35	466
20-8-2017	9	137	30	137	49	107	35	466

Weekly SLA Customer Report

Customer CLO Production
Database ID 38



Harddisk Usage CLO_PRD_CLO_ORACLE_002

	Free disk space on c: (%)	Total disk space on c: (Gb)	Free disk space on d: (%)	Total disk space on d: (Gb)	Free disk space on e: (%)	Total disk space on e: (Gb)
26-8-2017	23	273	10	137	46	107
25-8-2017	23	273	10	137	45	107
24-8-2017	23	273	10	137	48	107
23-8-2017	23	273	10	137	50	107
22-8-2017	23	273	10	137	50	107
21-8-2017	23	273	10	137	49	107
20-8-2017	23	273	10	137	48	107

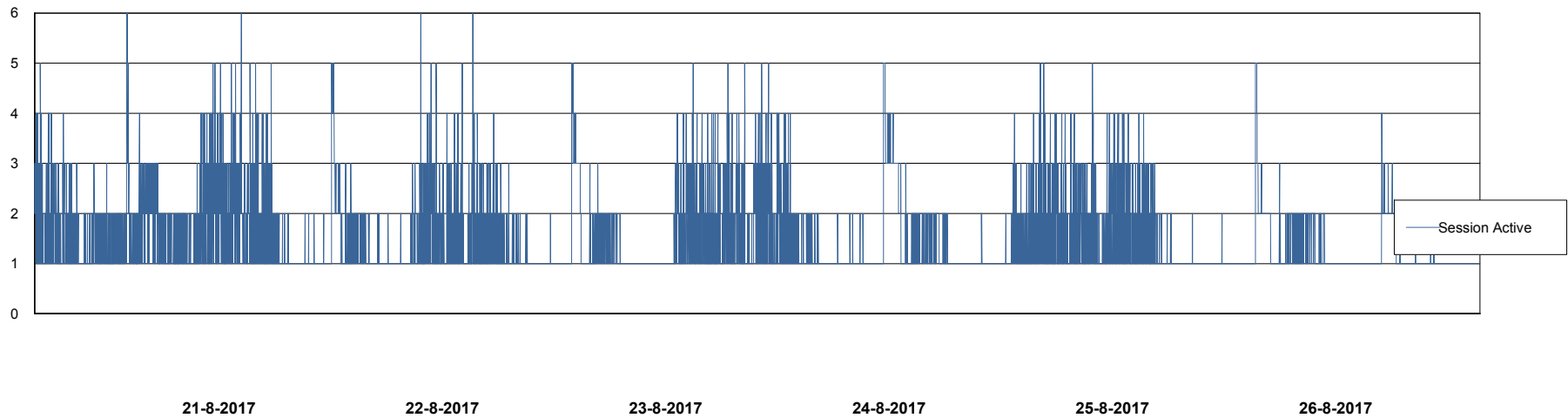
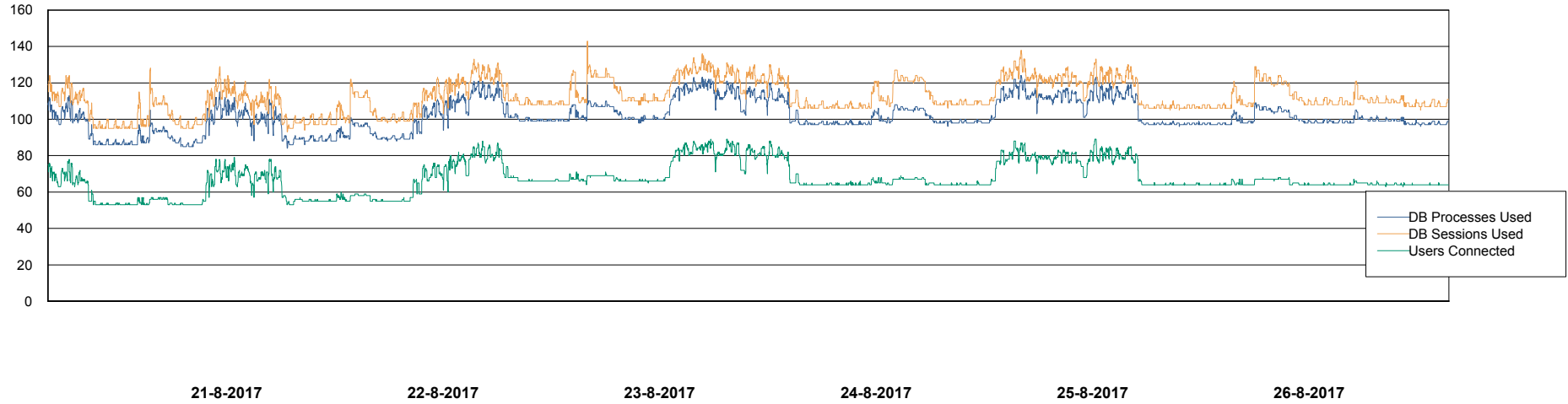
Weekly SLA Customer Report

Customer CLO Production
Database ID 38



Database Performance CLODB_Production

DB Processes Max 500
DB Sessions Max 792



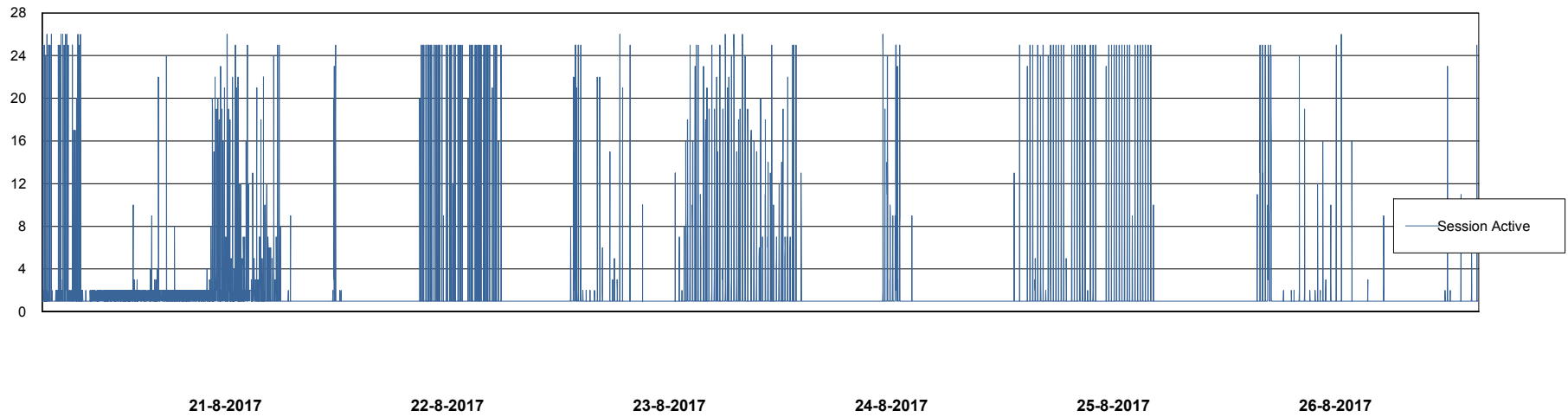
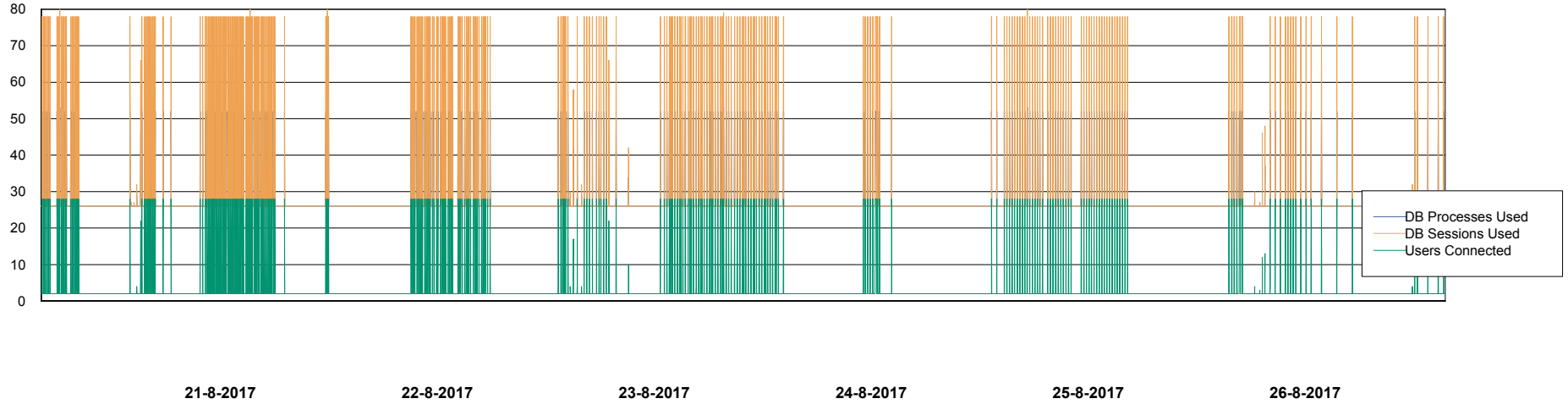
Weekly SLA Customer Report

Customer CLO Production
Database ID 38



Database Performance CLODB_Standby

DB Processes Max 500
DB Sessions Max 792



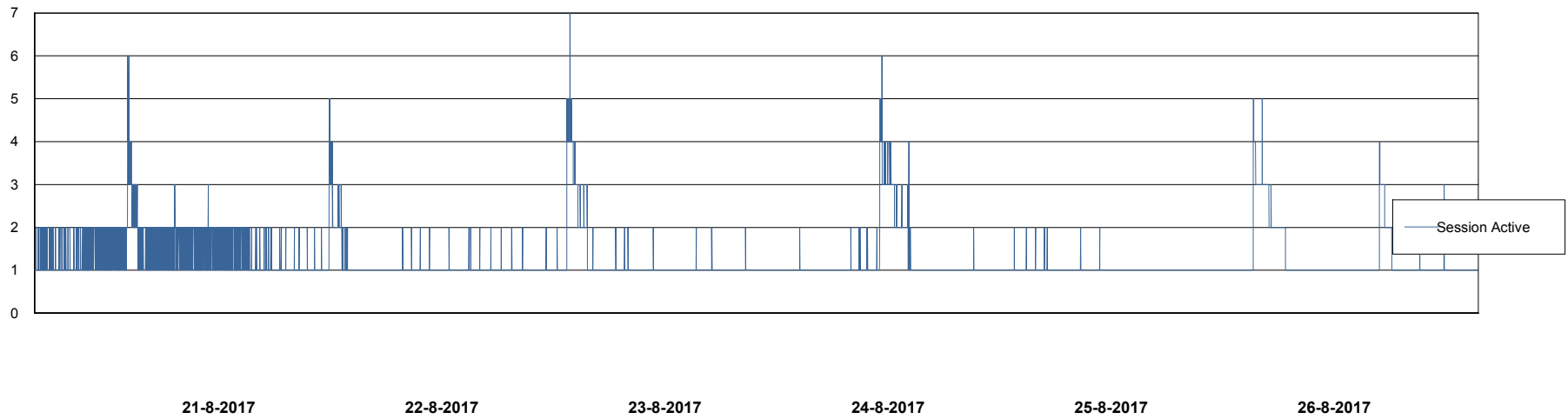
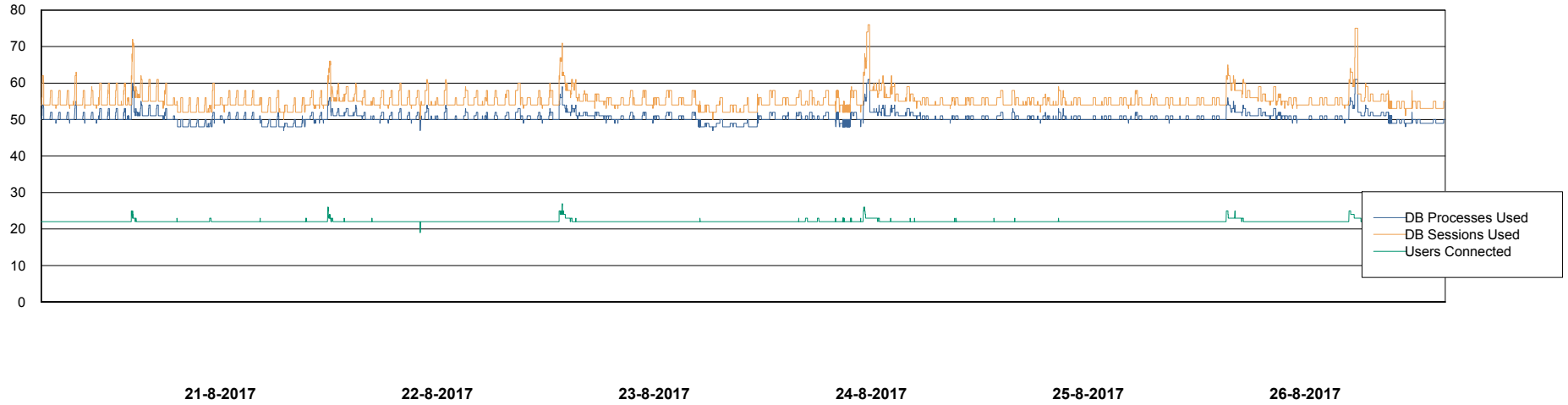
Weekly SLA Customer Report

Customer CLO Production
Database ID 38



Database Performance CLODB_Test

DB Processes Max 500
DB Sessions Max 792



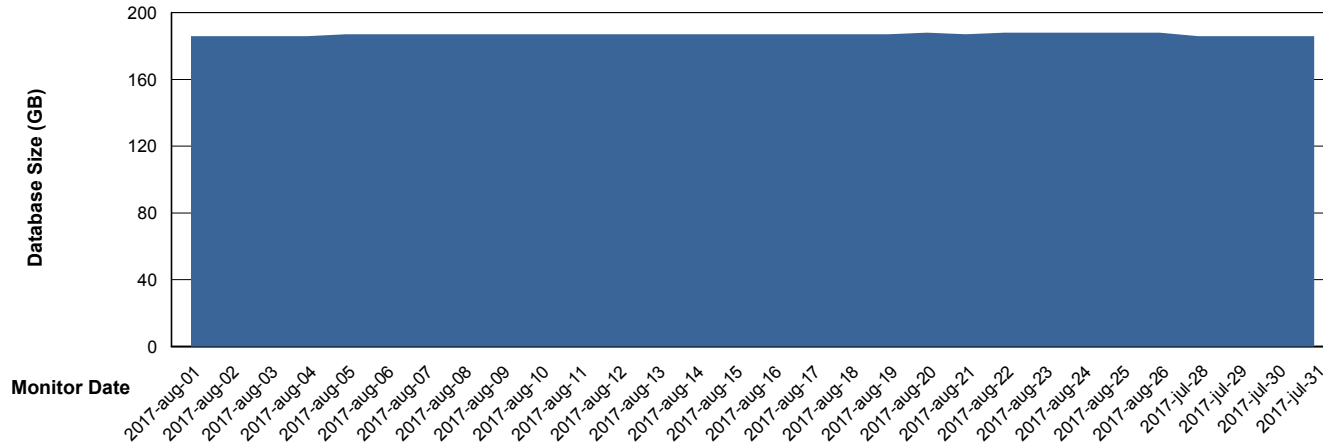
Weekly SLA Customer Report

Customer CLO Production
Database ID 38



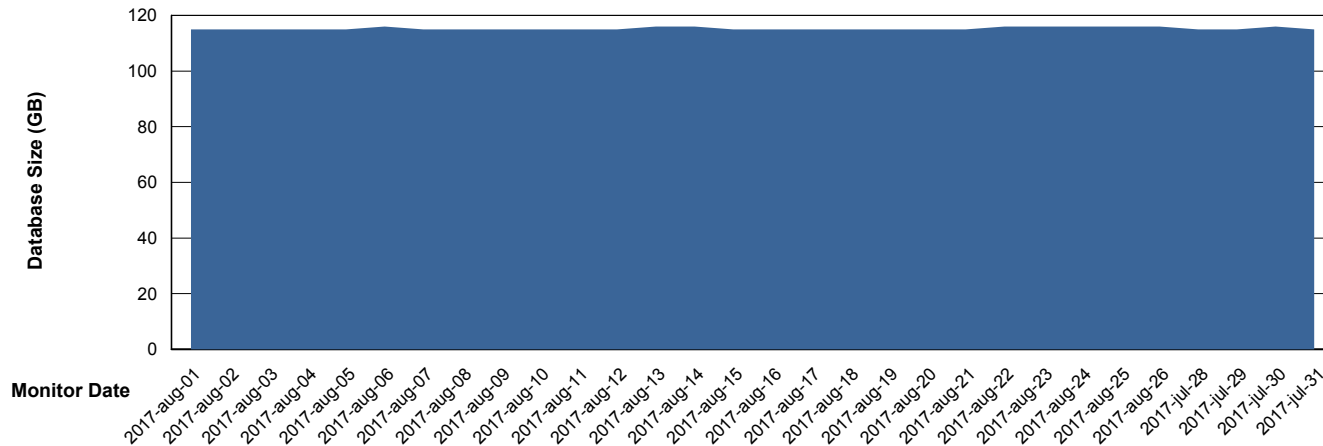
DATABASE SIZE CLODB_Production

Database growth over last month



DATABASE SIZE CLODB_Test

Database growth over last month



Weekly SLA Customer Report

Customer CLO Production
Database ID 38



Database Tablespace		CLODB_Production		
Date	Tablespace Name	Filesize (Gb)	Usedsize (Gb)	Percentage free
26-8-2017	ABSDATA	97	92	5
	INDX	101	97	4
25-8-2017	ABSDATA	97	92	5
	INDX	101	97	4
24-8-2017	ABSDATA	97	92	5
	INDX	101	97	4
23-8-2017	ABSDATA	97	92	5
	INDX	101	97	4
22-8-2017	ABSDATA	97	92	5
	INDX	101	97	4
21-8-2017	ABSDATA	97	92	5
	INDX	101	97	4
20-8-2017	ABSDATA	97	92	5
	INDX	101	97	4

Weekly SLA Customer Report

Customer CLO Production
 Database ID 38

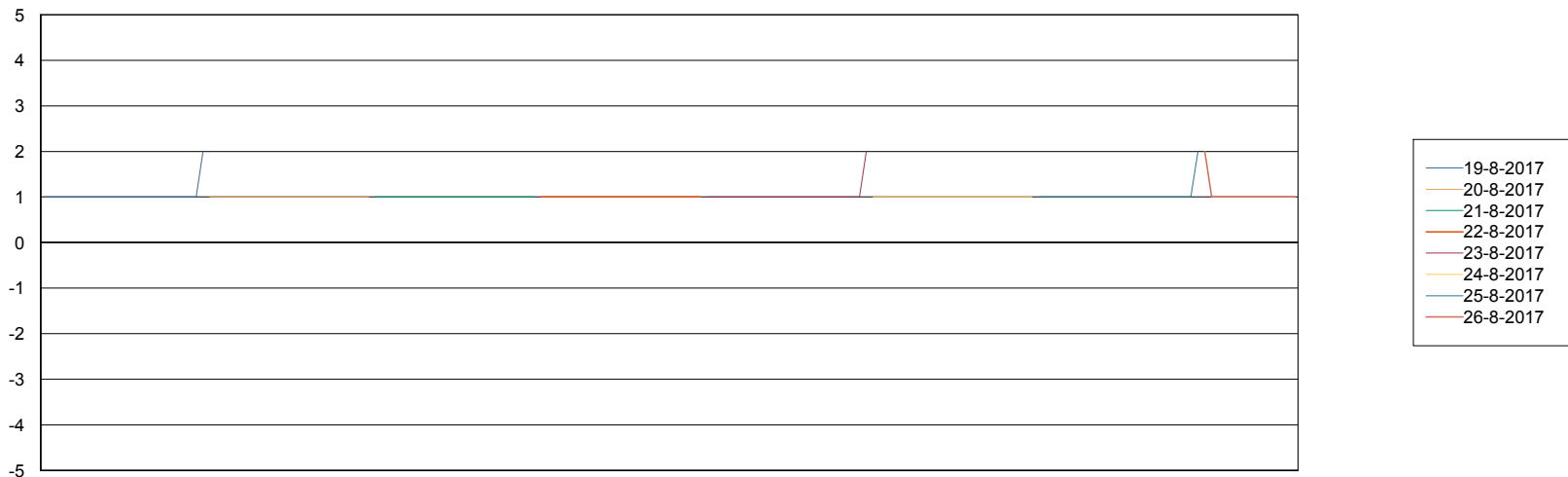


Database Tablespace CLODB_Test

Date	Tablespace Name	Filesize (Gb)	Usedsize (Gb)	Percentage free
26-8-2017	ABSDATA	65	63	3
	INDX	54	53	2
25-8-2017	ABSDATA	65	63	3
	INDX	54	53	2
24-8-2017	ABSDATA	65	63	3
	INDX	54	53	2
23-8-2017	ABSDATA	65	63	3
	INDX	54	53	2
22-8-2017	ABSDATA	65	63	3
	INDX	54	53	2
21-8-2017	ABSDATA	65	63	3
	INDX	54	53	2
20-8-2017	ABSDATA	65	63	3
	INDX	54	53	2

Standby Database Health CLO Production

Recovery lag for last 7 days



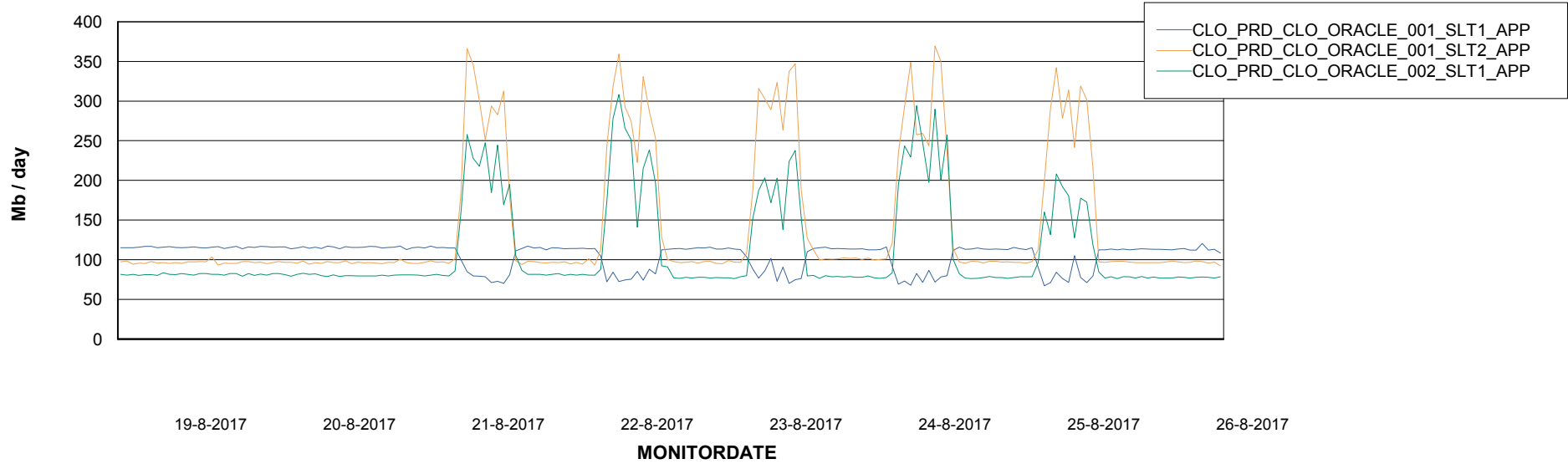
Weekly SLA Customer Report

Customer CLO Production
Database ID 38

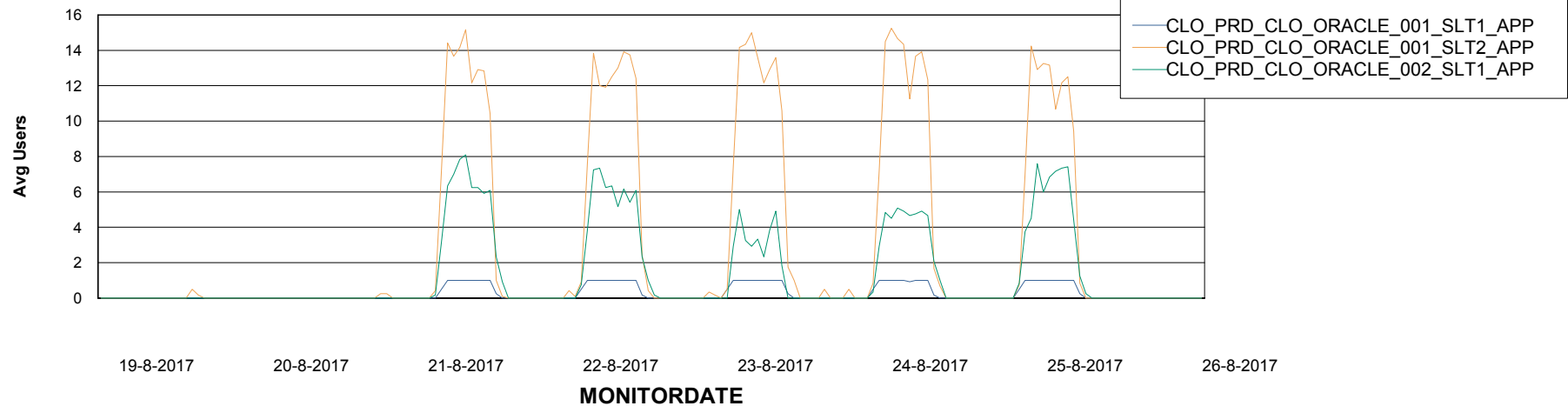


ABSSolute Application Server Services

Avg memory used per ABS Server Service



Avg users per day per ABS server



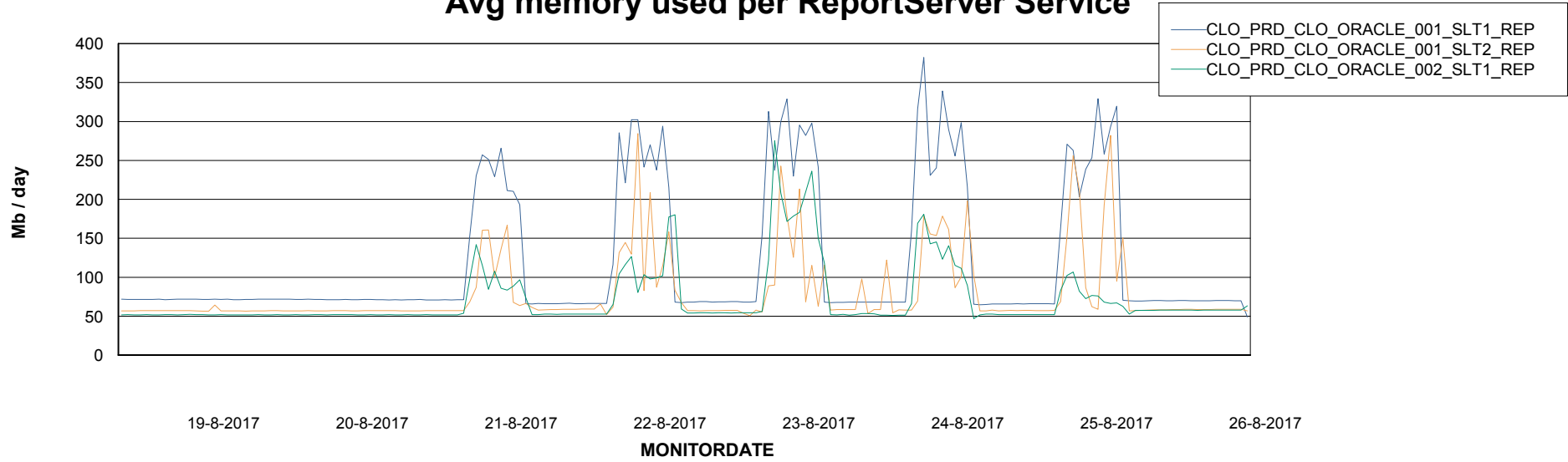
Weekly SLA Customer Report

Customer CLO Production
Database ID 38



ABSSolute Application ReportServer Services

Avg memory used per ReportServer Service



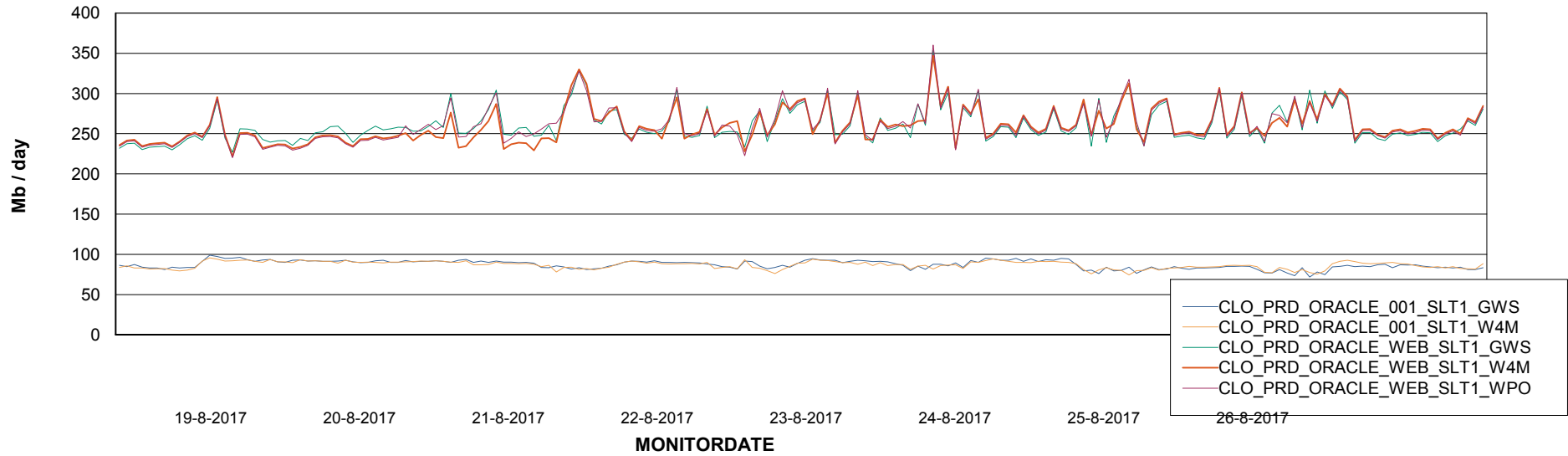
Weekly SLA Customer Report

Customer CLO Production
Database ID 38



ABSolute Web Component Services

Avg memory used per ABS Web component



Weekly SLA Customer Report

Customer CLO Production
Database ID 38



Disaster per ABS component

