

# Weekly SLA Customer Report

Customer PCO Production  
Database ID 44



## Harddisk Usage PCO\_PRD\_ORACLE1

	Free disk space on c: (%)	Total disk space on c: (Gb)	Free disk space on d: (%)	Total disk space on d: (Gb)
19-8-2017	63	279	25	838
18-8-2017	63	279	26	838
17-8-2017	63	279	27	838
16-8-2017	63	279	31	838
15-8-2017	63	279	34	838
14-8-2017	63	279	27	838
13-8-2017	62	279	29	838

## Harddisk Usage PCO\_PRD\_ORACLE2

	Free disk space on c: (%)	Total disk space on c: (Gb)	Free disk space on d: (%)	Total disk space on d: (Gb)
19-8-2017	76	279	53	838
18-8-2017	76	279	53	838
17-8-2017	76	279	55	838
16-8-2017	76	279	56	838
15-8-2017	76	279	57	838
14-8-2017	76	279	58	838
13-8-2017	76	279	58	838

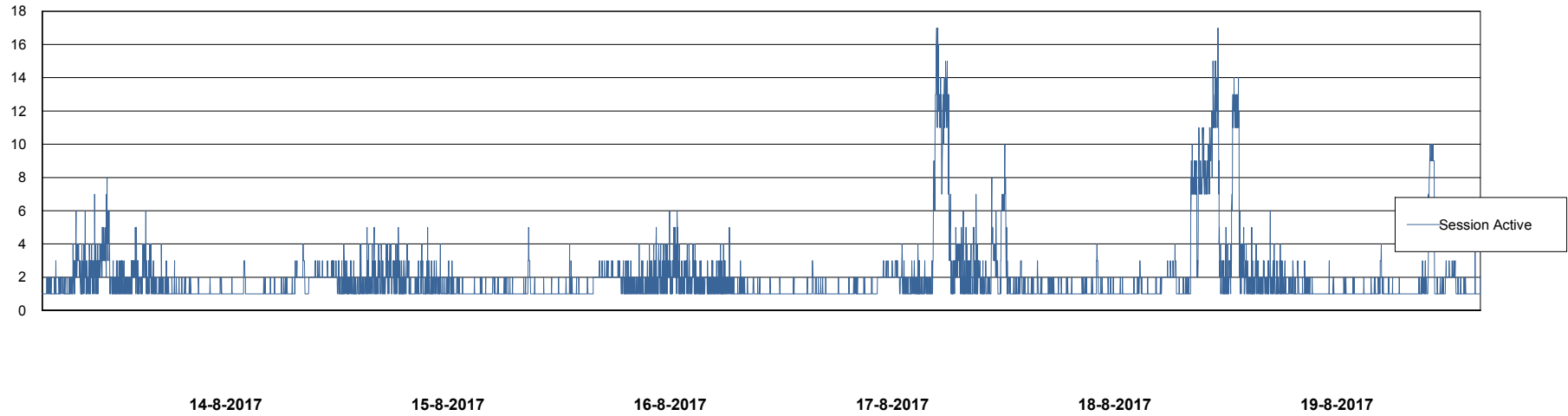
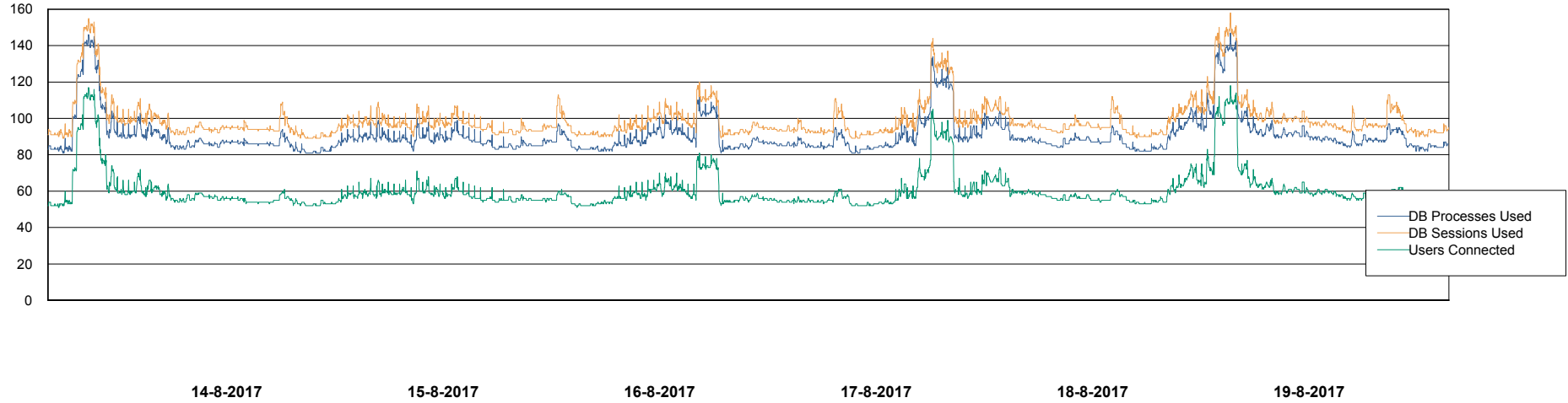
# Weekly SLA Customer Report

Customer PCO Production  
Database ID 44



## Database Performance PCODB\_Production

DB Processes Max 300  
DB Sessions Max 480



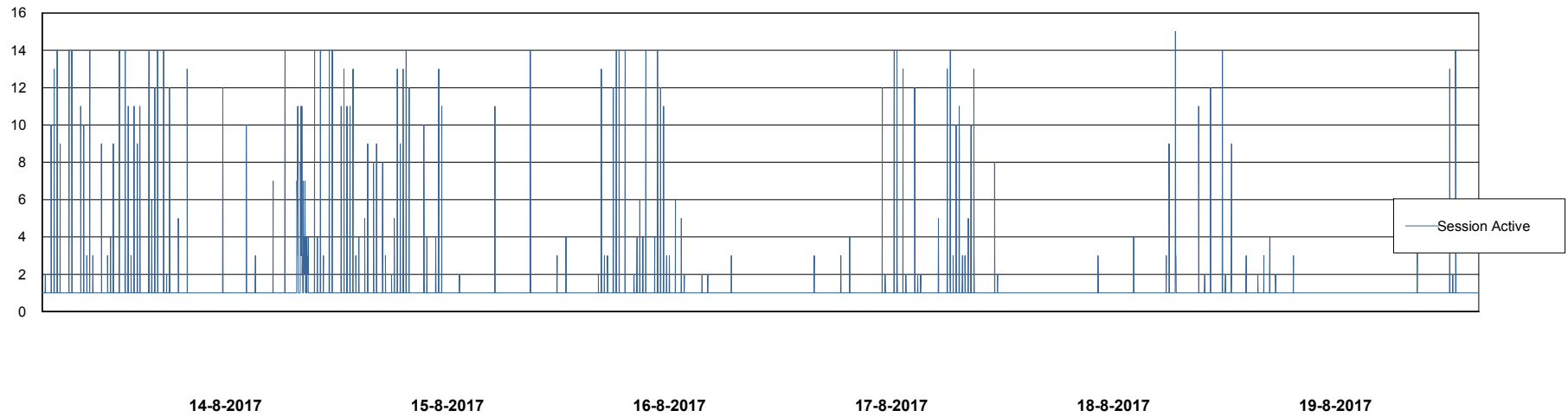
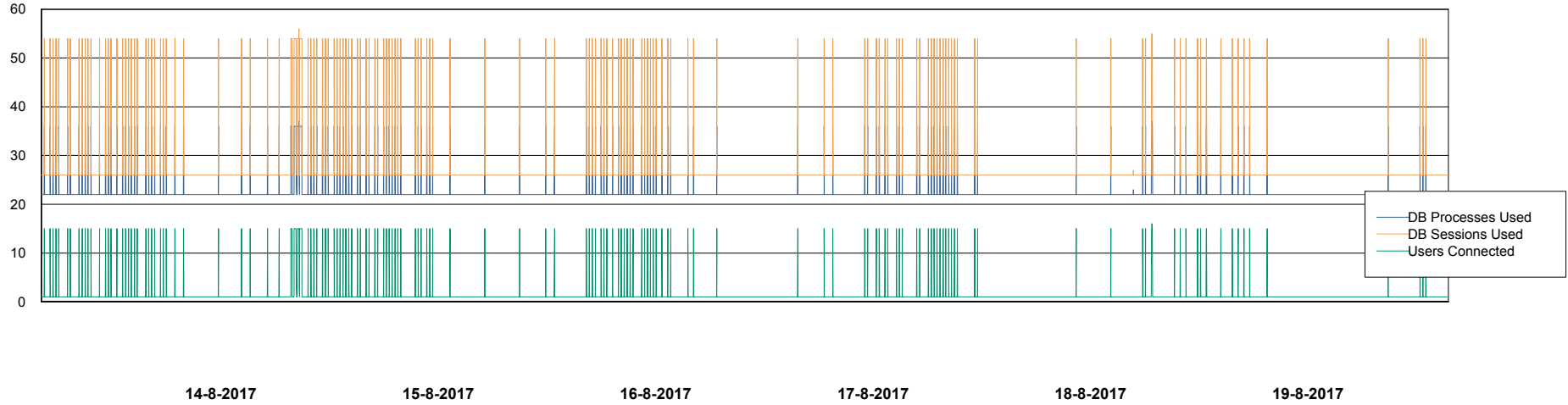
# Weekly SLA Customer Report

Customer PCO Production  
Database ID 44



## Database Performance PCODB\_Standby

DB Processes Max 520  
DB Sessions Max 804



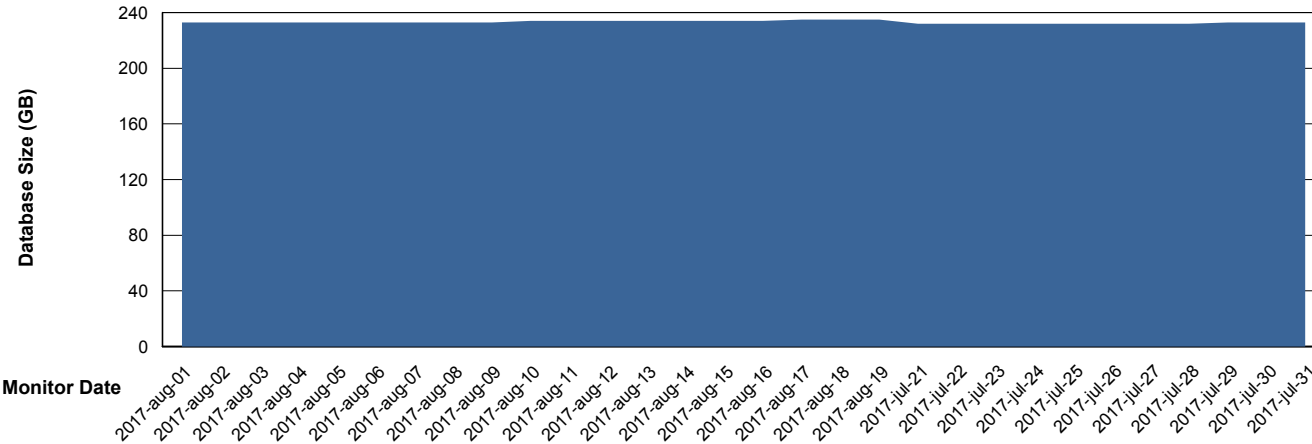
# Weekly SLA Customer Report

Customer PCO Production  
 Database ID 44



DATABASE SIZE PCODB\_Production

## Database growth over last month



Database Tablespace PCODB\_Production

Date	Tablespace Name	Filesize (Gb)	Usedsize (Gb)	Percentage free
19-8-2017	ABSDATA	103	82	20
	INDX	188	150	20
18-8-2017	ABSDATA	103	82	20
	INDX	188	150	20
17-8-2017	ABSDATA	103	82	20
	INDX	188	150	20
16-8-2017	ABSDATA	98	82	16
	INDX	177	150	15
15-8-2017	ABSDATA	98	82	16
	INDX	177	150	15
14-8-2017	ABSDATA	98	82	16
	INDX	177	150	15
13-8-2017	ABSDATA	95	82	14
	INDX	174	150	14

# Weekly SLA Customer Report

Customer PCO Production  
Database ID 44



Standby Database Health PCO Production

### Recovery lag for last 7 days

