

Weekly SLA Customer Report

Customer CLO Production
Database ID 38



Harddisk Usage CLO_PRD_CLOBI

	Free disk space on c: (%)	Total disk space on c: (Gb)	Free disk space on d: (%)	Total disk space on d: (Gb)	Free disk space on e: (%)	Total disk space on e: (Gb)
19-8-2017	14	68	50	68	43	68
18-8-2017	14	68	50	68	40	68
17-8-2017	14	68	50	68	47	68
16-8-2017	14	68	50	68	41	68
15-8-2017	14	68	50	68	47	68
14-8-2017	14	68	50	68	38	68
13-8-2017	14	68	50	68	40	68

Harddisk Usage CLO_PRD_CLO_ORACLE_001

	Free disk space on c: (%)	Total disk space on c: (Gb)	Free disk space on d: (%)	Total disk space on d: (Gb)	Free disk space on e: (%)	Total disk space on e: (Gb)	Free disk space on f: (%)	Total disk space on f: (Gb)
19-8-2017	9	137	30	137	49	107	35	466
18-8-2017	9	137	30	137	49	107	35	466
17-8-2017	9	137	30	137	47	107	35	466
16-8-2017	9	137	30	137	46	107	35	466
15-8-2017	9	137	30	137	42	107	35	466
14-8-2017	9	137	30	137	40	107	36	466
13-8-2017	10	137	30	137	38	107	41	466

Weekly SLA Customer Report

Customer CLO Production
 Database ID 38



Harddisk Usage CLO_PRD_CLO_ORACLE_002

	Free disk space on c: (%)	Total disk space on c: (Gb)	Free disk space on d: (%)	Total disk space on d: (Gb)	Free disk space on e: (%)	Total disk space on e: (Gb)
19-8-2017	23	273	10	137	48	107
18-8-2017	23	273	10	137	47	107
17-8-2017	23	273	10	137	45	107
16-8-2017	23	273	10	137	45	107
15-8-2017	23	273	10	137	40	107
14-8-2017	23	273	10	137	39	107
13-8-2017	23	273	10	137	36	107

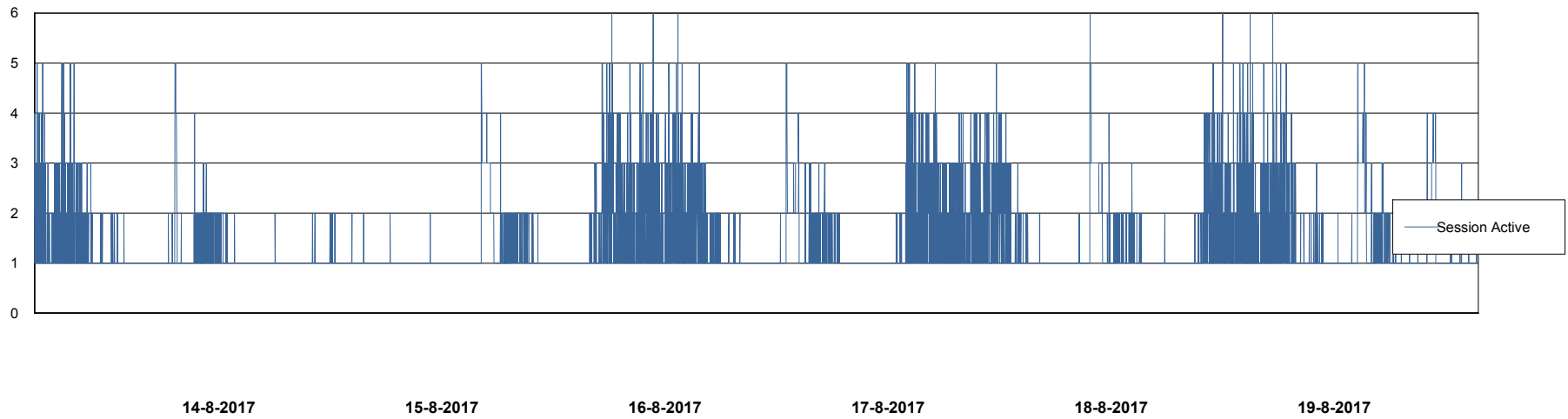
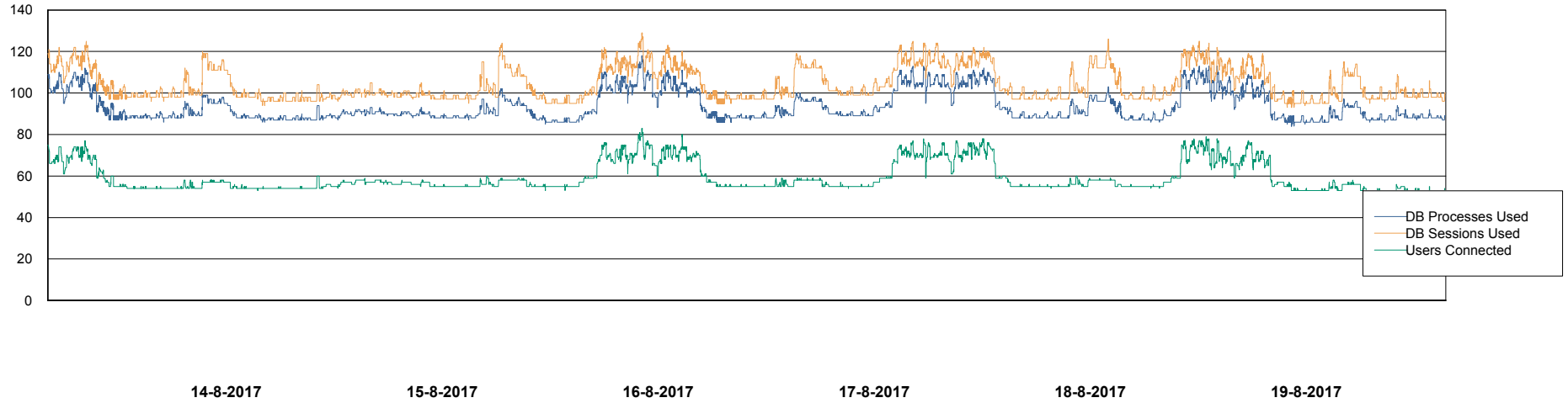
Weekly SLA Customer Report

Customer CLO Production
Database ID 38



Database Performance CLODB_Production

DB Processes Max 500
DB Sessions Max 792



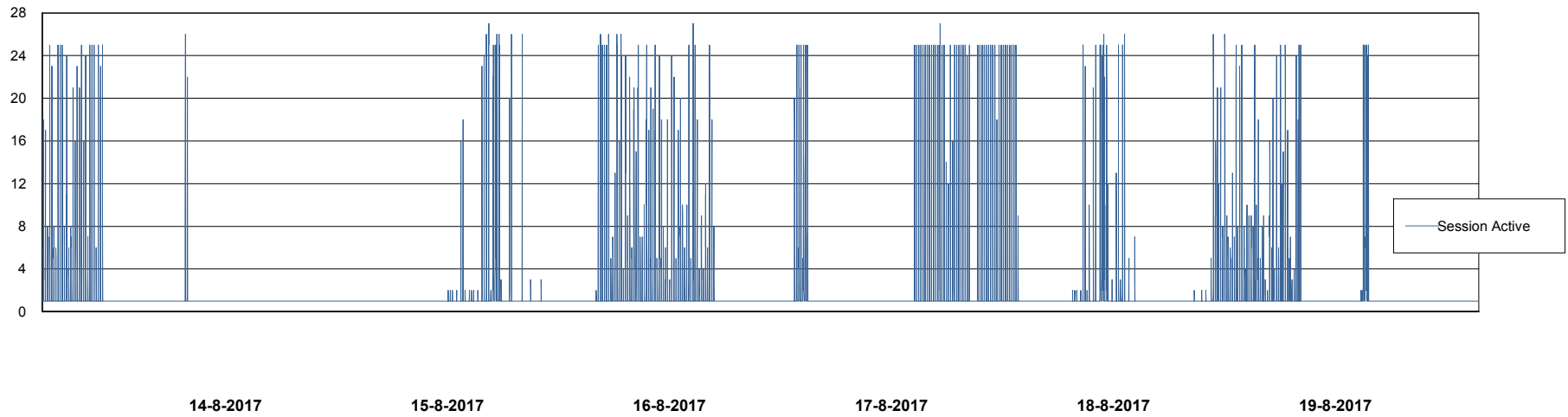
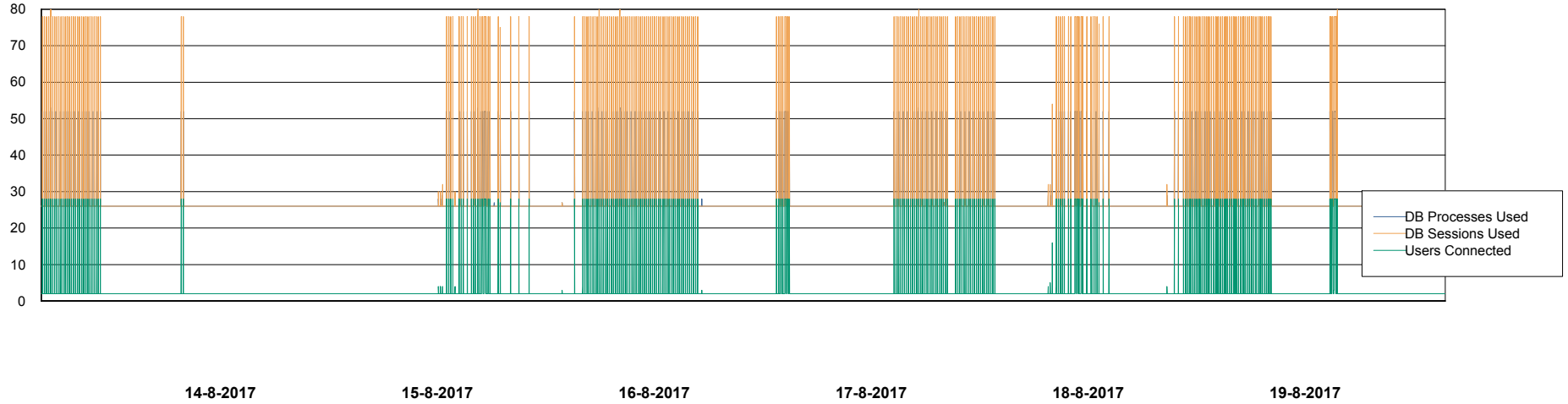
Weekly SLA Customer Report

Customer CLO Production
Database ID 38



Database Performance CLODB_Standby

DB Processes Max 500
DB Sessions Max 792



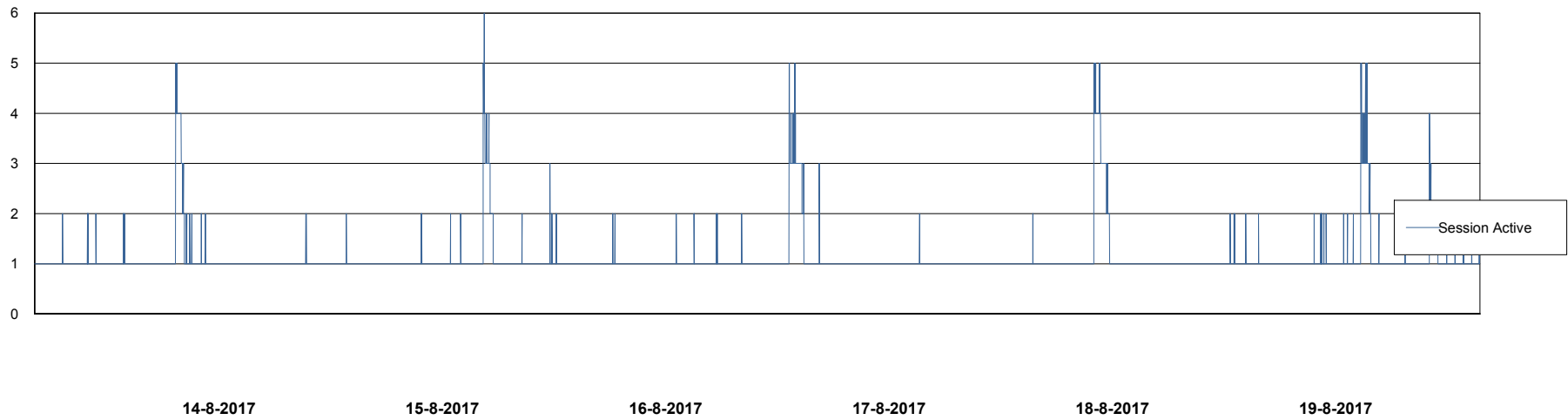
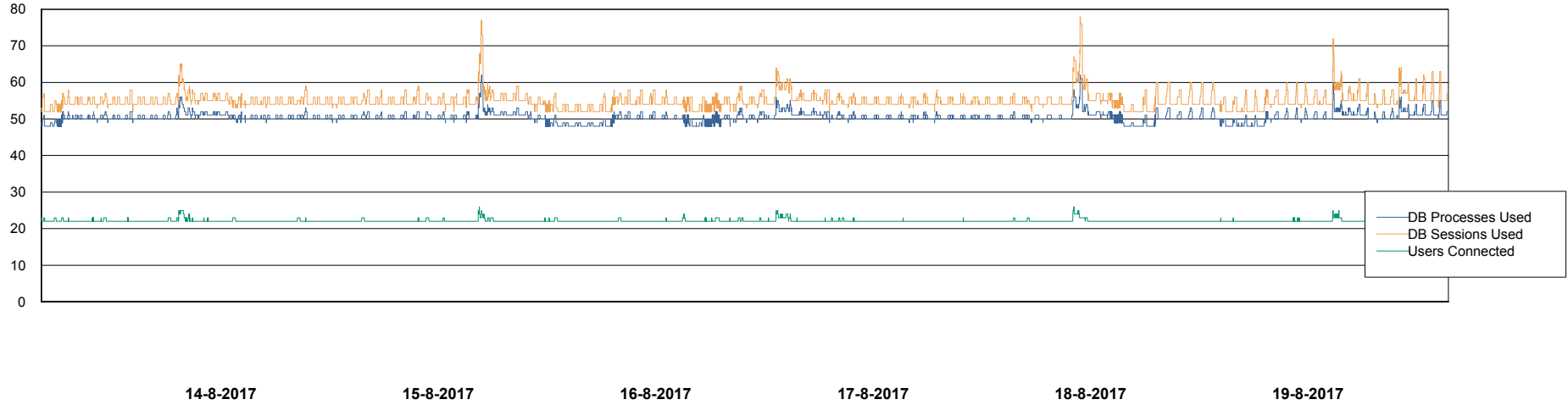
Weekly SLA Customer Report

Customer CLO Production
Database ID 38



Database Performance CLODB_Test

DB Processes Max 500
DB Sessions Max 792



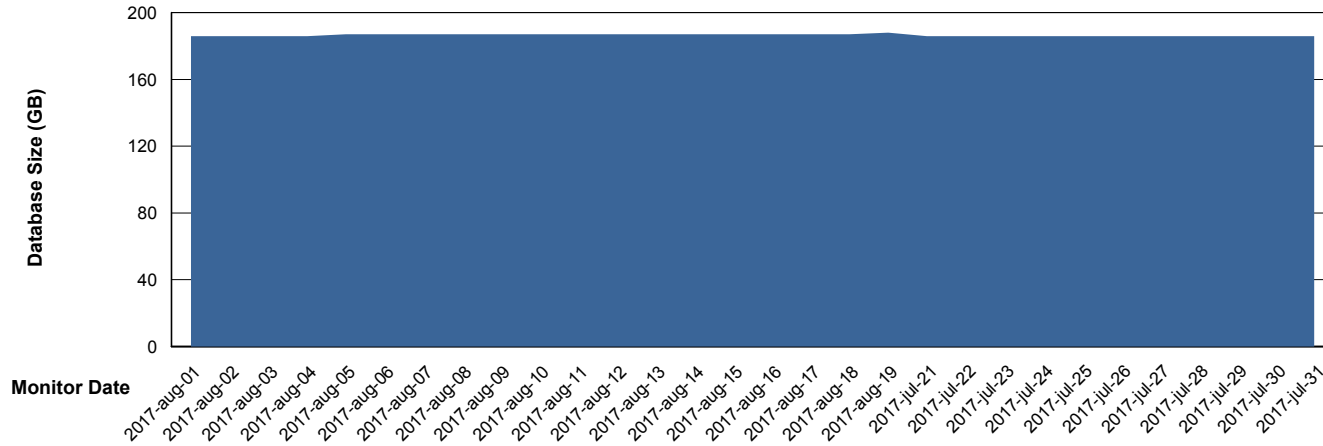
Weekly SLA Customer Report

Customer CLO Production
Database ID 38



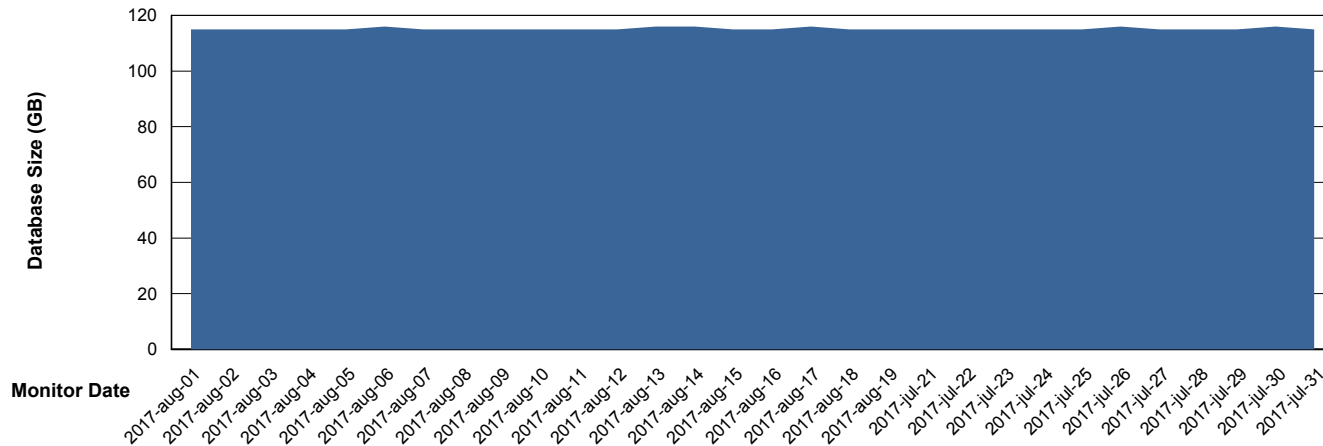
DATABASE SIZE CLODB_Production

Database growth over last month



DATABASE SIZE CLODB_Test

Database growth over last month



Weekly SLA Customer Report

Customer CLO Production
 Database ID 38



Database Tablespace		CLODB_Production		
Date	Tablespace Name	Filesize (Gb)	Usedsize (Gb)	Percentage free
19-8-2017	ABSDATA	97	92	5
	INDX	101	97	4
18-8-2017	ABSDATA	97	92	5
	INDX	101	97	4
17-8-2017	ABSDATA	97	92	5
	INDX	101	97	4
16-8-2017	ABSDATA	97	92	5
	INDX	101	96	5
15-8-2017	ABSDATA	97	92	5
	INDX	101	96	5
14-8-2017	ABSDATA	97	92	5
	INDX	101	96	5
13-8-2017	ABSDATA	97	92	5
	INDX	101	96	5

Weekly SLA Customer Report

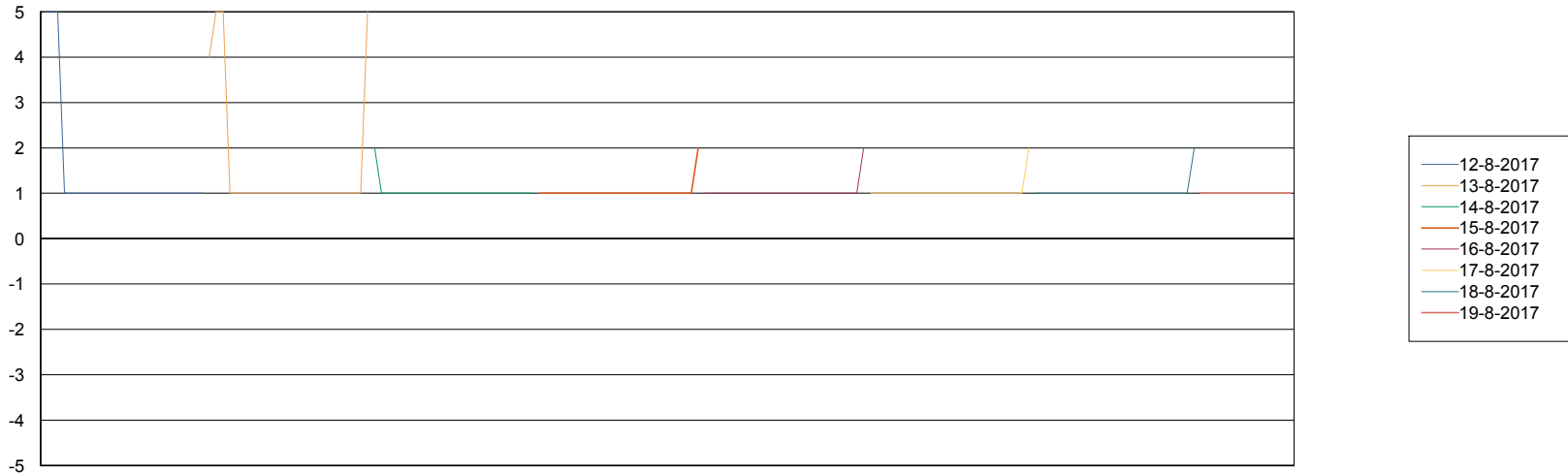
Customer CLO Production
 Database ID 38



Database Tablespace		CLODB_Test		
Date	Tablespace Name	Filesize (Gb)	Usedsize (Gb)	Percentage free
19-8-2017	ABSDATA	65	63	3
	INDX	54	53	2
18-8-2017	ABSDATA	65	63	3
	INDX	54	53	2
17-8-2017	ABSDATA	65	63	3
	INDX	54	53	2
16-8-2017	ABSDATA	65	63	3
	INDX	54	53	2
15-8-2017	ABSDATA	65	63	3
	INDX	54	53	2
14-8-2017	ABSDATA	65	63	3
	INDX	54	53	2
13-8-2017	ABSDATA	65	63	3
	INDX	54	53	2

Standby Database Health CLO Production

Recovery lag for last 7 days



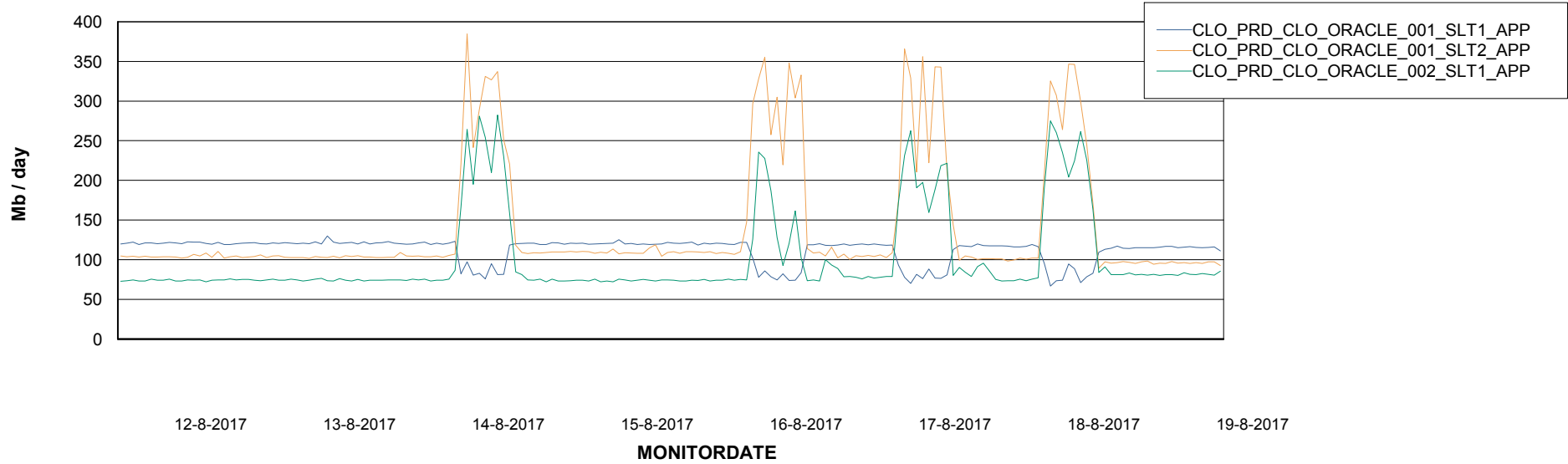
Weekly SLA Customer Report

Customer CLO Production
Database ID 38

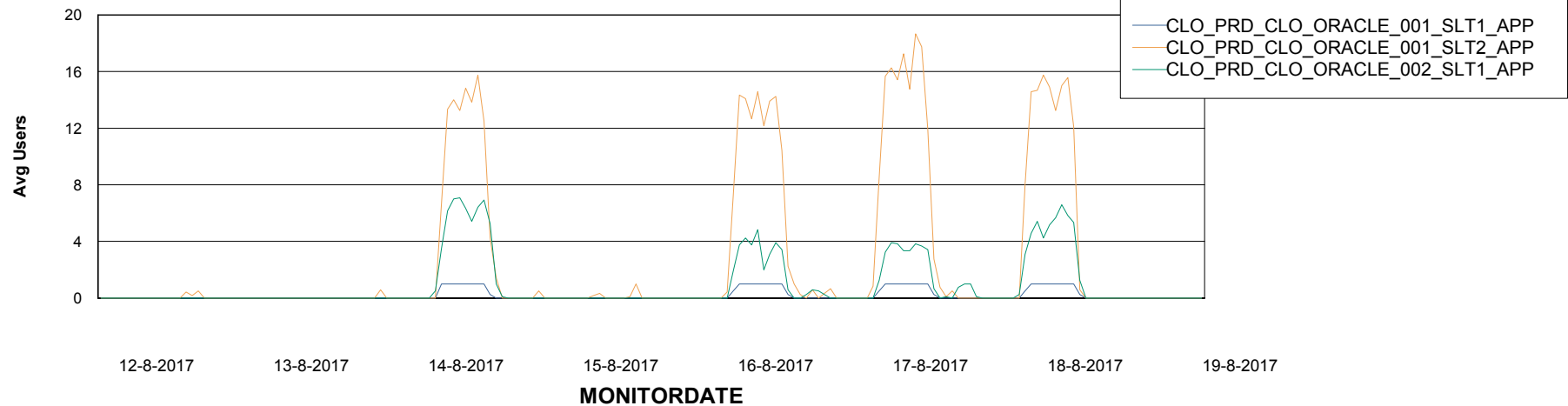


ABSSolute Application Server Services

Avg memory used per ABS Server Service



Avg users per day per ABS server



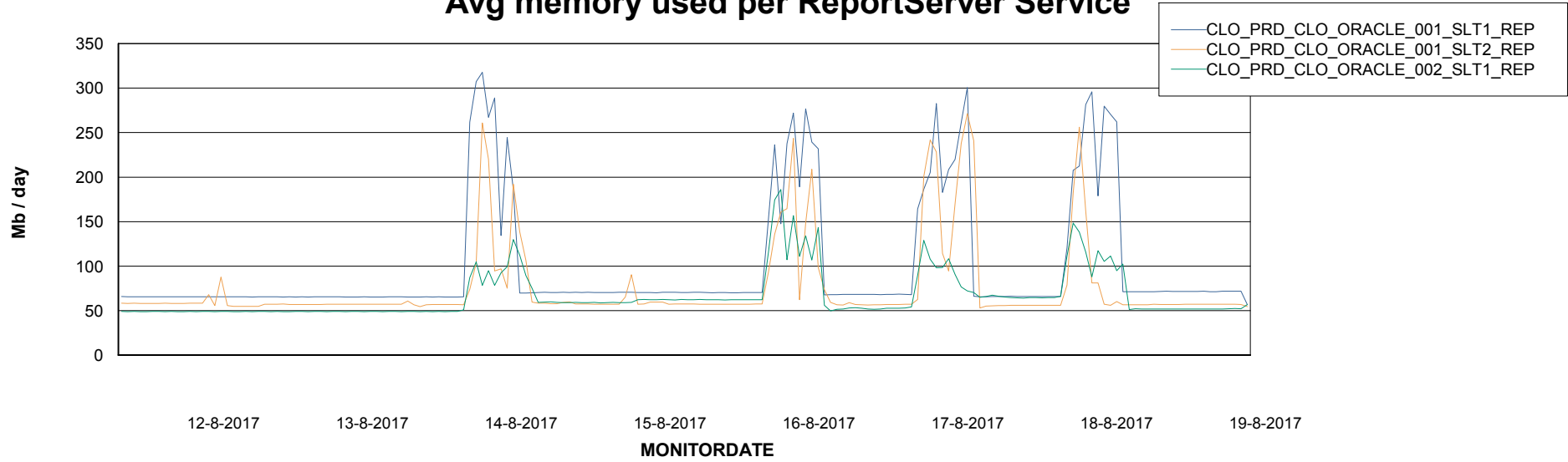
Weekly SLA Customer Report

Customer CLO Production
Database ID 38



ABSSolute Application ReportServer Services

Avg memory used per ReportServer Service



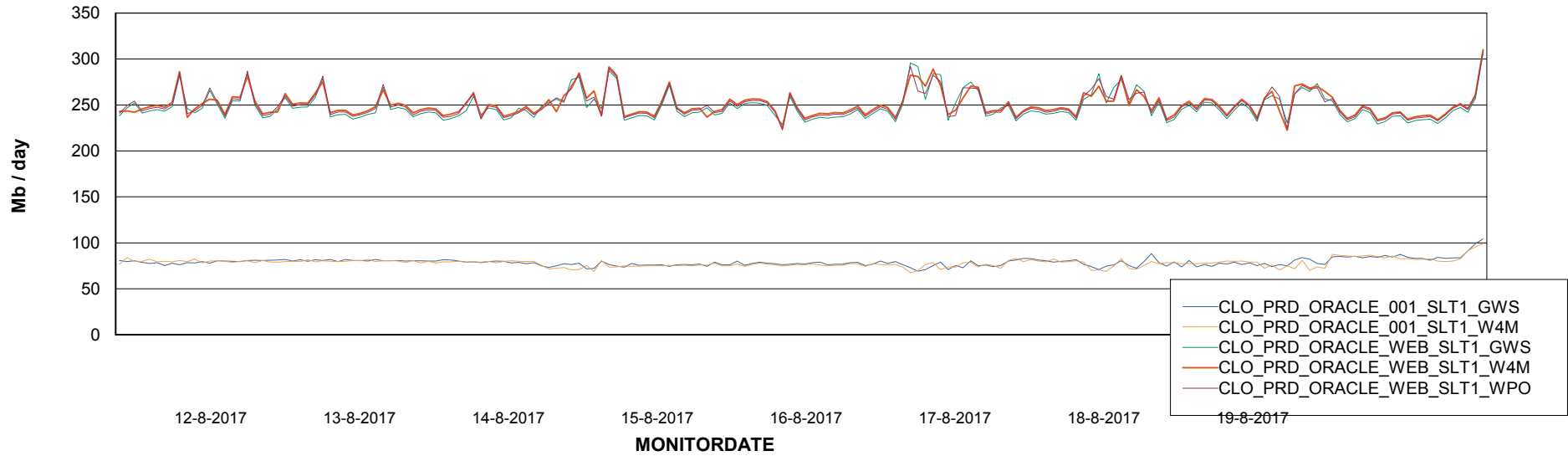
Weekly SLA Customer Report

Customer CLO Production
Database ID 38



ABSolute Web Component Services

Avg memory used per ABS Web component



Weekly SLA Customer Report

Customer CLO Production
Database ID 38



Disaster per ABS component

