

# Weekly SLA Customer Report

Customer BCH Production  
Database ID 28



## Harddisk Usage BCH\_PRD\_ORCDB1

	Free disk space on c: (%)	Total disk space on c: (Gb)	Free disk space on d: (%)	Total disk space on d: (Gb)
19-8-2017	41	278	15	278
18-8-2017	41	278	15	278
17-8-2017	41	278	15	278
16-8-2017	42	278	15	278
15-8-2017	41	278	15	278
14-8-2017	42	278	16	278
13-8-2017	42	278	16	278

## Harddisk Usage BCH\_PRD\_ORCDB2

	Free disk space on c: (%)	Total disk space on c: (Gb)	Free disk space on d: (%)	Total disk space on d: (Gb)
19-8-2017	43	278	15	278
18-8-2017	43	278	15	278
17-8-2017	43	278	15	278
16-8-2017	43	278	15	278
15-8-2017	43	278	16	278
14-8-2017	43	278	15	278
13-8-2017	43	278	15	278

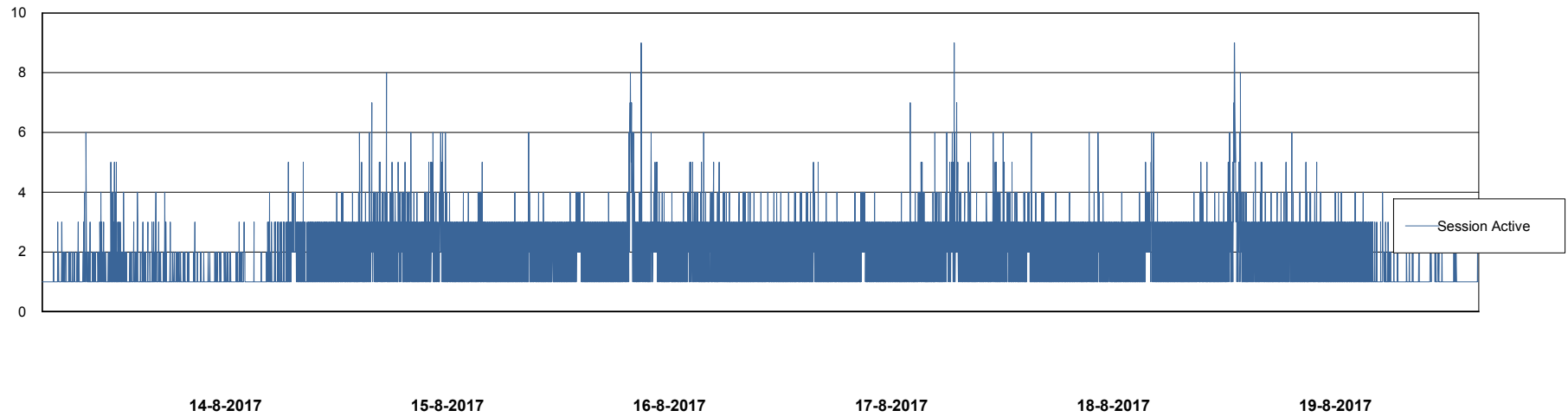
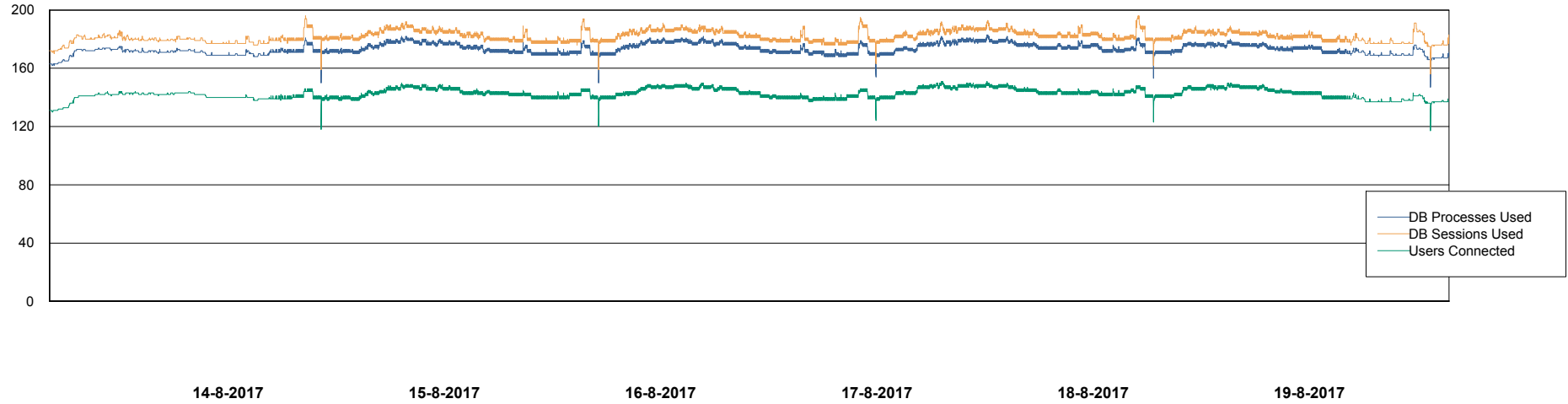
# Weekly SLA Customer Report

Customer BCH Production  
Database ID 28



## Database Performance BCHDB\_Production

DB Processes Max 600  
DB Sessions Max 928



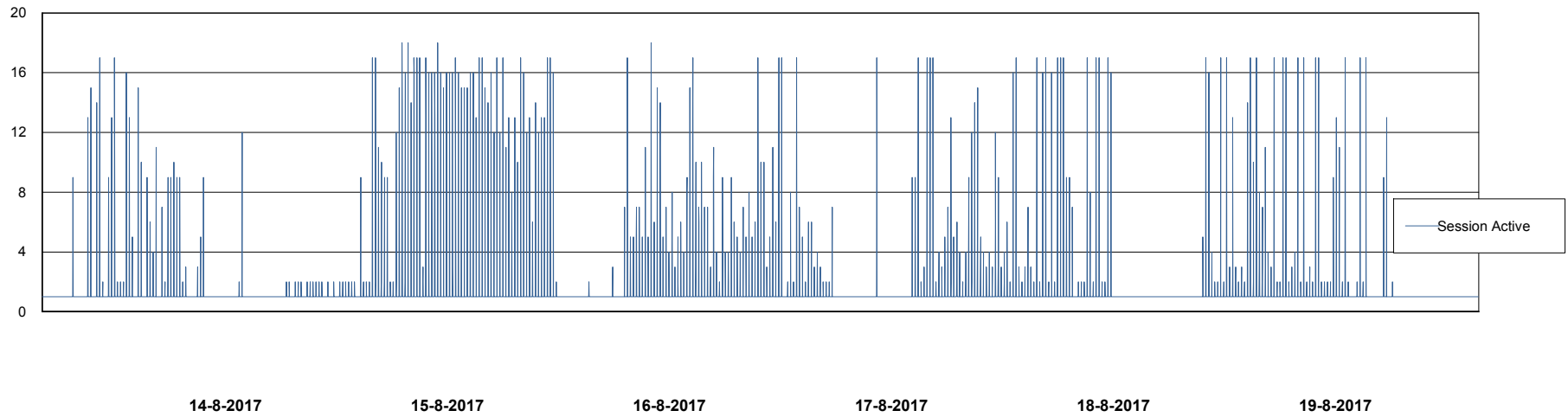
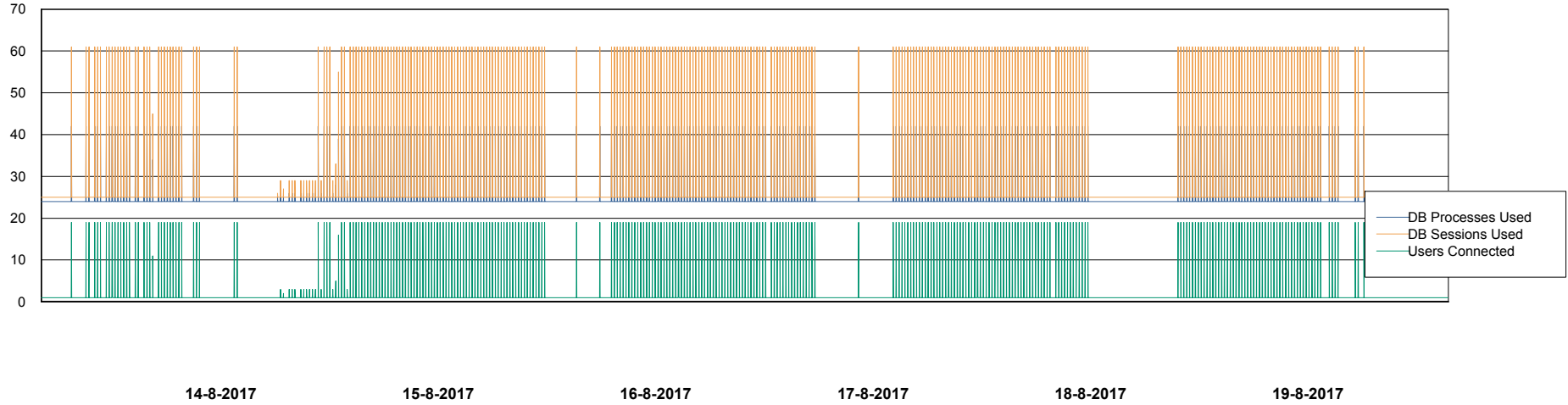
# Weekly SLA Customer Report

Customer BCH Production  
Database ID 28



## Database Performance BCHDB\_Standby

DB Processes Max 150  
DB Sessions Max 256



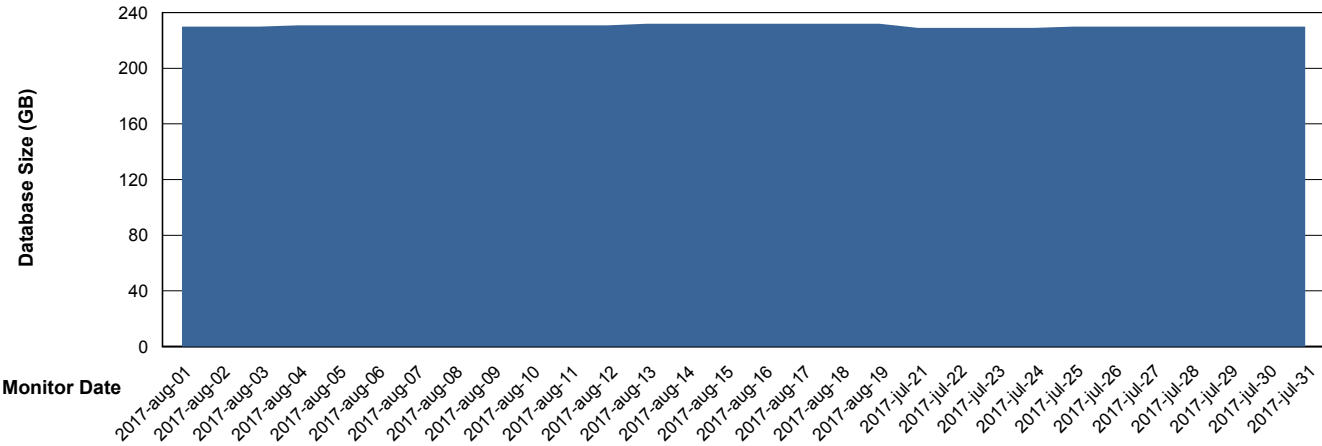
# Weekly SLA Customer Report

Customer BCH Production  
 Database ID 28



DATABASE SIZE BCHDB\_Production

## Database growth over last month



Database Tablespace BCHDB\_Production

Date	Tablespace Name	Filesize (Gb)	Usedsize (Gb)	Percentage free
19-8-2017	ABSDATA	51	41	20
	INDX	222	188	15
18-8-2017	ABSDATA	51	41	20
	INDX	222	188	15
17-8-2017	ABSDATA	51	41	20
	INDX	222	188	15
16-8-2017	ABSDATA	51	41	20
	INDX	222	188	15
15-8-2017	ABSDATA	51	41	20
	INDX	222	188	15
14-8-2017	ABSDATA	51	41	20
	INDX	222	188	15
13-8-2017	ABSDATA	51	41	20
	INDX	222	188	15

# Weekly SLA Customer Report

Customer BCH Production  
Database ID 28



Standby Database Health BCH Production

### Recovery lag for last 7 days

