

Weekly SLA Customer Report

Customer PCO Production
Database ID 44



Harddisk Usage PCO_PRD_ORACLE1

	Free disk space on c: (%)	Total disk space on c: (Gb)	Free disk space on d: (%)	Total disk space on d: (Gb)
12-8-2017	61	279	28	838
11-8-2017	61	279	28	838
10-8-2017	61	279	32	838
9-8-2017	61	279	30	838
8-8-2017	61	279	31	838
7-8-2017	61	279	29	838
6-8-2017	61	279	31	838

Harddisk Usage PCO_PRD_ORACLE2

	Free disk space on c: (%)	Total disk space on c: (Gb)	Free disk space on d: (%)	Total disk space on d: (Gb)
12-8-2017	76	279	59	838
11-8-2017	76	279	59	838
10-8-2017	76	279	59	838
9-8-2017	76	279	60	838
8-8-2017	77	279	60	838
7-8-2017	77	279	60	838
6-8-2017	77	279	61	838

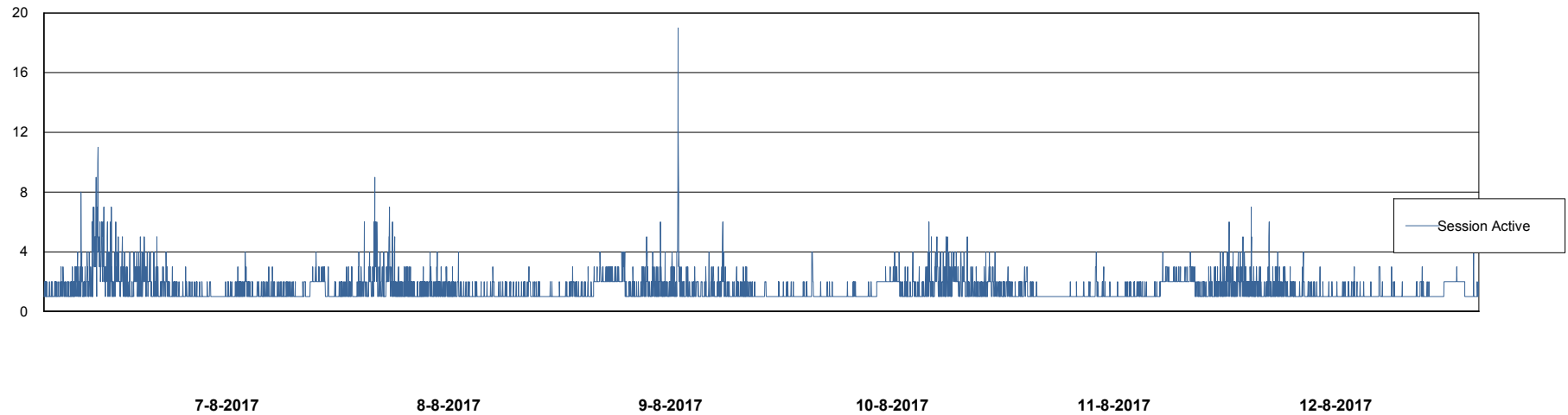
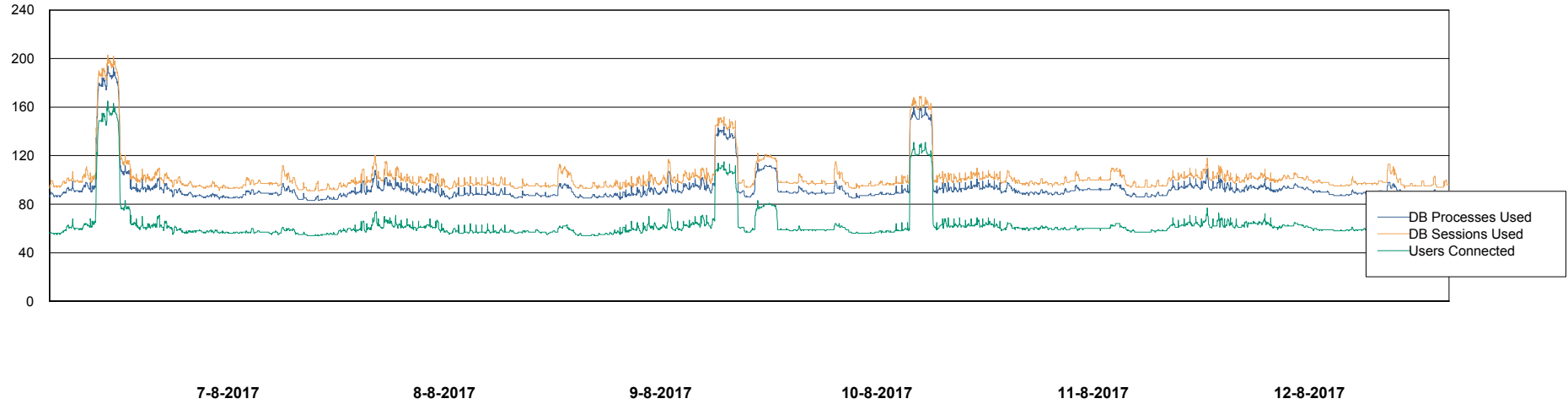
Weekly SLA Customer Report

Customer PCO Production
Database ID 44



Database Performance PCODB_Production

DB Processes Max 300
DB Sessions Max 480



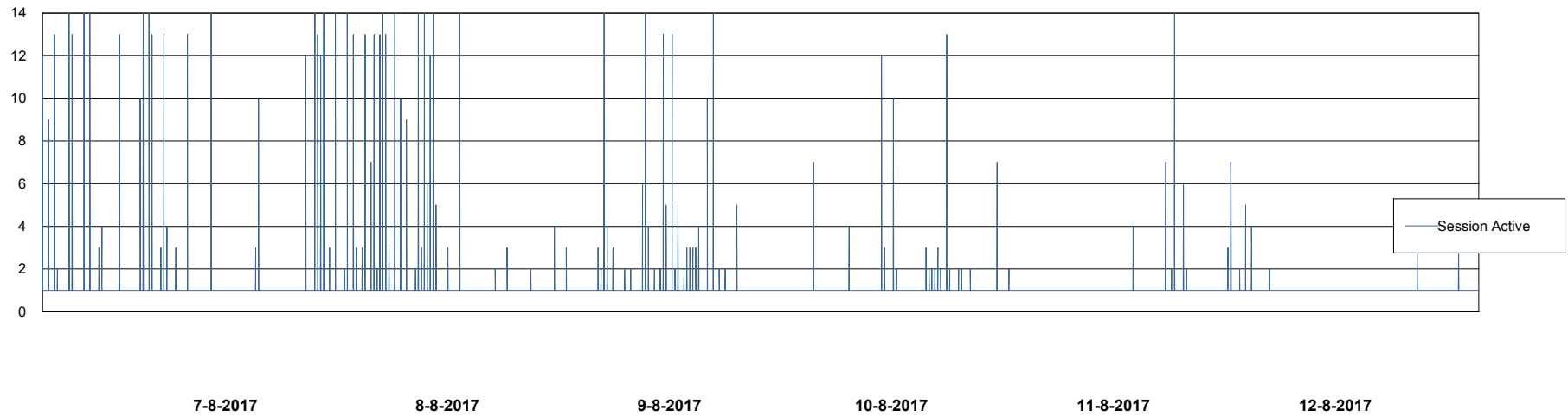
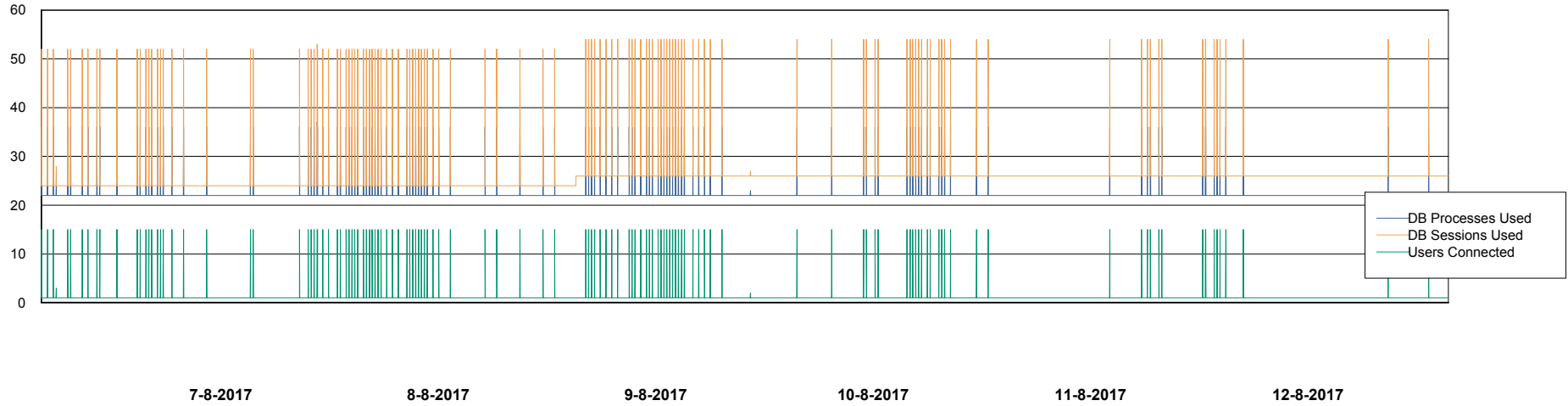
Weekly SLA Customer Report

Customer PCO Production
Database ID 44



Database Performance PCODB_Standby

DB Processes Max 520
DB Sessions Max 804



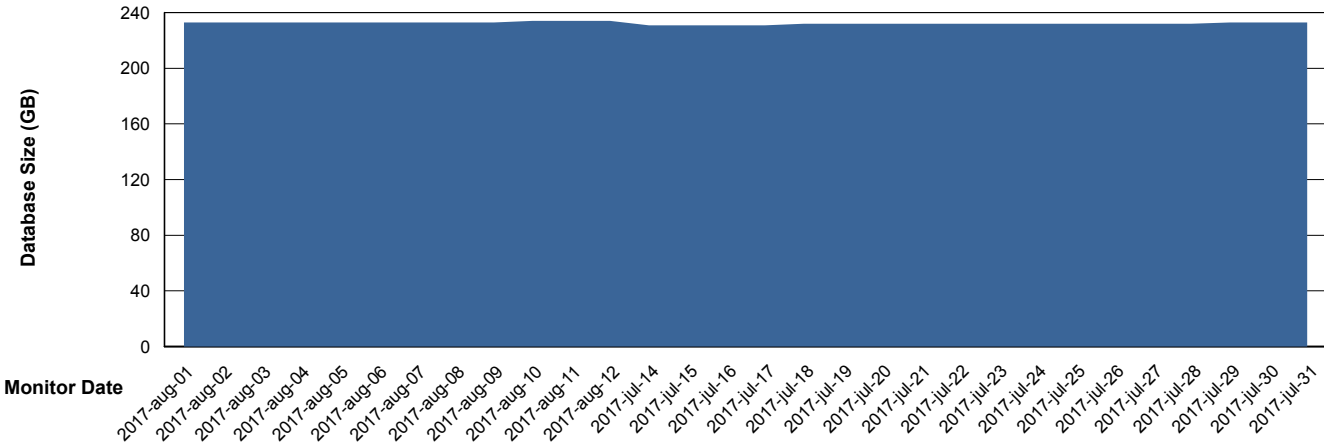
Weekly SLA Customer Report

Customer PCO Production
 Database ID 44



DATABASE SIZE PCODB_Production

Database growth over last month



Database Tablespace		PCODB_Production		
Date	Tablespace Name	Filesize (Gb)	Usedsize (Gb)	Percentage free
12-8-2017	ABSDATA	95	82	14
	INDX	174	150	14
11-8-2017	ABSDATA	95	82	14
	INDX	174	150	14
10-8-2017	ABSDATA	95	82	14
	INDX	174	150	14
9-8-2017	ABSDATA	95	82	14
	INDX	174	150	14
8-8-2017	ABSDATA	95	82	14
	INDX	174	150	14
7-8-2017	ABSDATA	95	82	14
	INDX	174	149	14
6-8-2017	ABSDATA	95	82	14
	INDX	174	149	14

Weekly SLA Customer Report

Customer PCO Production
Database ID 44



Standby Database Health PCO Production

Recovery lag for last 7 days

