

Weekly SLA Customer Report

Customer NIX_Production
 Database ID 51



Harddisk Usage NIX_PRD_ABSAPP02

	Free disk space on c: (%)	Total disk space on c: (Gb)
12-8-2017	84	200
11-8-2017	84	200
10-8-2017	84	200
9-8-2017	84	200
8-8-2017	84	200
7-8-2017	84	200
6-8-2017	84	200

Harddisk Usage NIX_PRD_ABSAPP03

	Free disk space on c: (%)	Total disk space on c: (Gb)
12-8-2017	78	200
11-8-2017	78	200
10-8-2017	78	200
9-8-2017	78	200
8-8-2017	78	200
7-8-2017	78	200
6-8-2017	78	200

Weekly SLA Customer Report

Customer NIX_Production
Database ID 51



Harddisk Usage NIX_PRD_ABSWEB01

	Free disk space on c: (%)	Total disk space on c: (Gb)
12-8-2017	91	300
11-8-2017	91	300
10-8-2017	91	300
9-8-2017	91	300
8-8-2017	91	300
7-8-2017	91	300
6-8-2017	91	300

Harddisk Usage NIX_PRD_ORACLE_B11

	Free disk space on c: (%)	Total disk space on c: (Gb)	Free disk space on e: (%)	Total disk space on e: (Gb)	Free disk space on f: (%)	Total disk space on f: (Gb)	Free disk space on g: (%)	Total disk space on g: (Gb)
12-8-2017	45	279	62	558	37	279	65	558
11-8-2017	45	279	62	558	37	279	61	558
10-8-2017	45	279	63	558	38	279	62	558
9-8-2017	46	279	63	558	38	279	63	558
8-8-2017	46	279	63	558	37	279	64	558
7-8-2017	51	279	63	558	37	279	65	558
6-8-2017	45	279	63	558	37	279	66	558

Weekly SLA Customer Report

Customer NIX_Production
Database ID 51



Harddisk Usage NIX_PRD_ORCDB1

	Free disk space on c: (%)	Total disk space on c: (Gb)	Free disk space on e: (%)	Total disk space on e: (Gb)	Free disk space on f: (%)	Total disk space on f: (Gb)	Free disk space on g: (%)	Total disk space on g: (Gb)
12-8-2017	40	279	74	558	80	558	60	279
11-8-2017	40	279	74	558	80	558	60	279
10-8-2017	40	279	74	558	80	558	59	279
9-8-2017	40	279	74	558	80	558	60	279
8-8-2017	40	279	74	558	80	558	60	279
7-8-2017	40	279	74	558	80	558	60	279
6-8-2017	40	279	74	558	80	558	60	279

Harddisk Usage NIX_PRD_ORCDB2

	Free disk space on c: (%)	Total disk space on c: (Gb)	Free disk space on e: (%)	Total disk space on e: (Gb)	Free disk space on f: (%)	Total disk space on f: (Gb)	Free disk space on g: (%)	Total disk space on g: (Gb)
12-8-2017	40	279	74	558	80	558	60	279
11-8-2017	40	279	74	558	80	558	60	279
10-8-2017	40	279	74	558	80	558	59	279
9-8-2017	40	279	74	558	80	558	60	279
8-8-2017	40	279	74	558	80	558	60	279
7-8-2017	40	279	74	558	80	558	60	279
6-8-2017	40	279	74	558	80	558	60	279

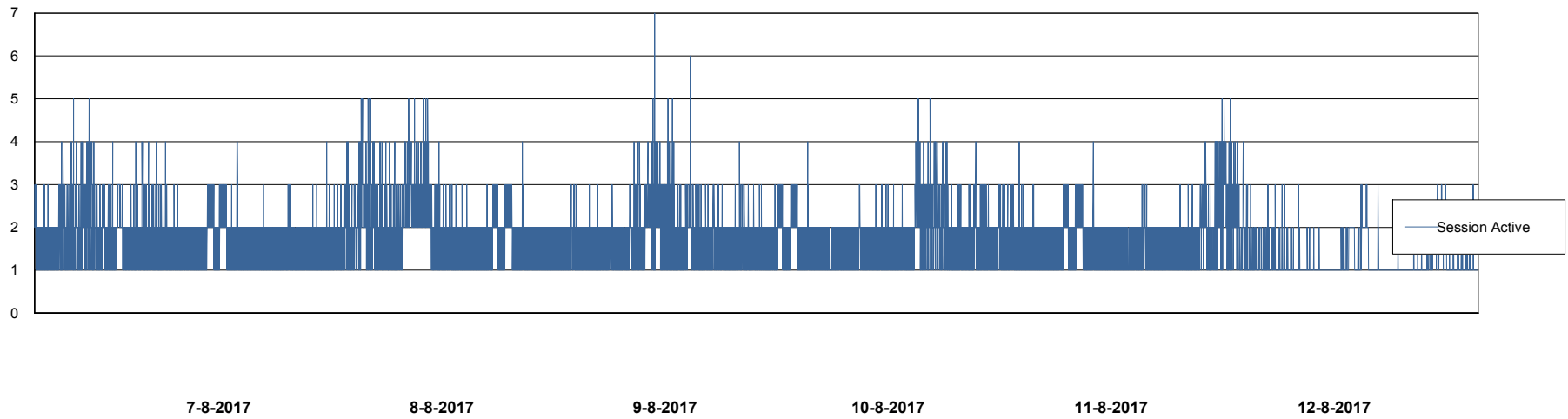
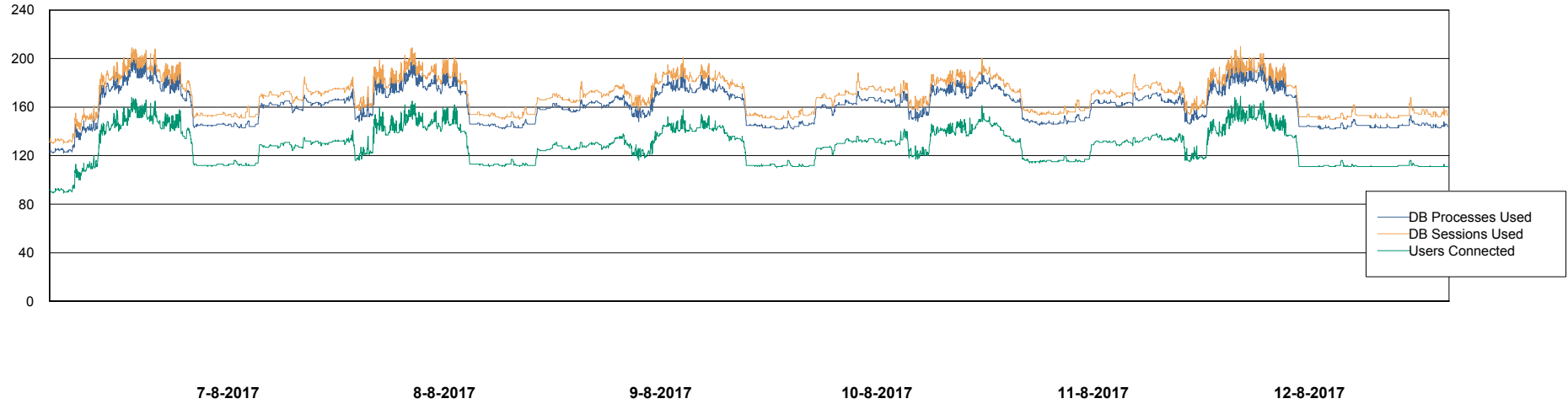
Weekly SLA Customer Report

Customer NIX_Production
Database ID 51



Database Performance NIXDB_Production

DB Processes Max 500
DB Sessions Max 800



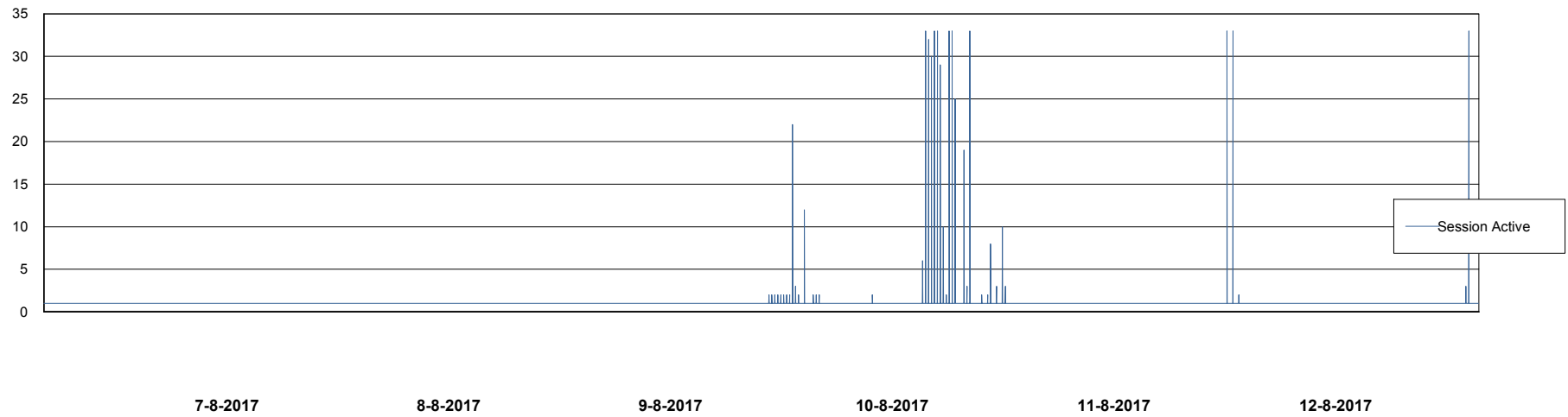
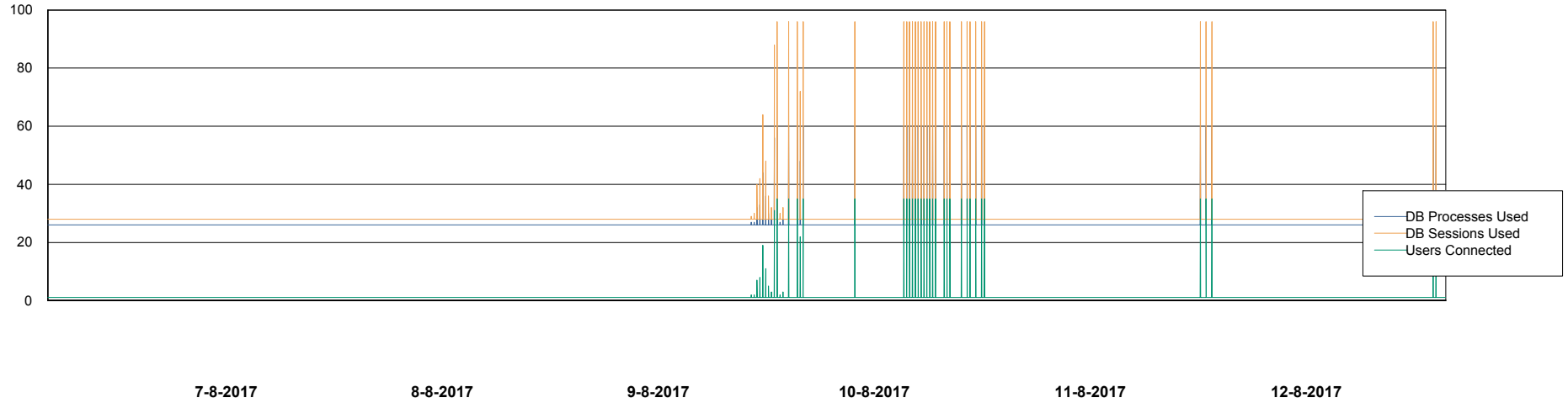
Weekly SLA Customer Report

Customer NIX_Production
Database ID 51



Database Performance NIXDB_Standby

DB Processes Max 500
DB Sessions Max 800



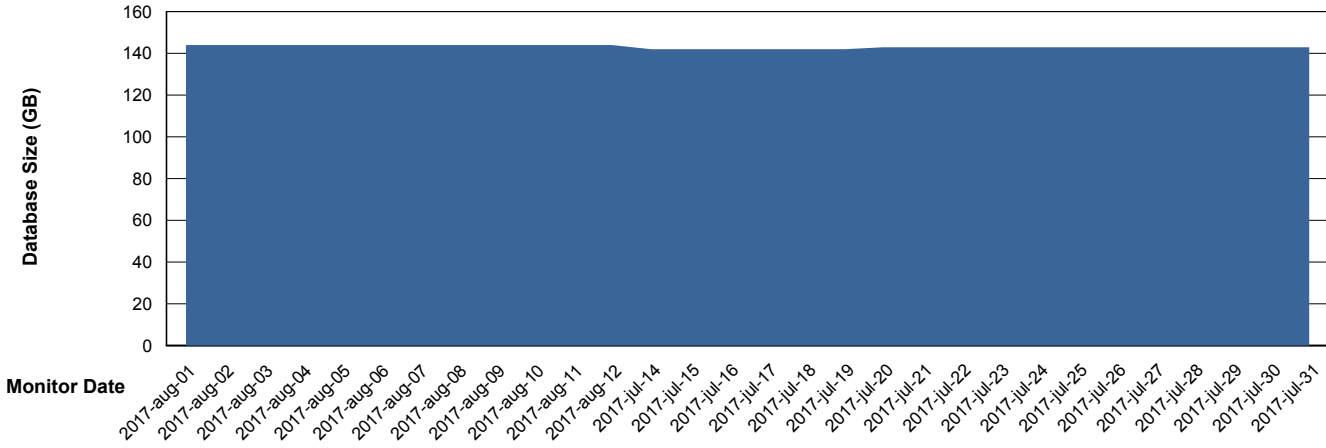
Weekly SLA Customer Report

Customer NIX_Production
 Database ID 51



DATABASE SIZE NIXDB_Production

Database growth over last month



Database Tablespace NIXDB_Production

Date	Tablespace Name	Filesize (Gb)	Usedsize (Gb)	Percentage free
12-8-2017	ABSDATA	63	51	19
	INDX	110	92	16
11-8-2017	ABSDATA	63	51	19
	INDX	110	92	16
10-8-2017	ABSDATA	63	51	19
	INDX	110	92	16
9-8-2017	ABSDATA	63	51	19
	INDX	110	92	16
8-8-2017	ABSDATA	63	51	19
	INDX	110	92	16
7-8-2017	ABSDATA	63	51	19
	INDX	110	92	16
6-8-2017	ABSDATA	63	51	19
	INDX	110	91	17

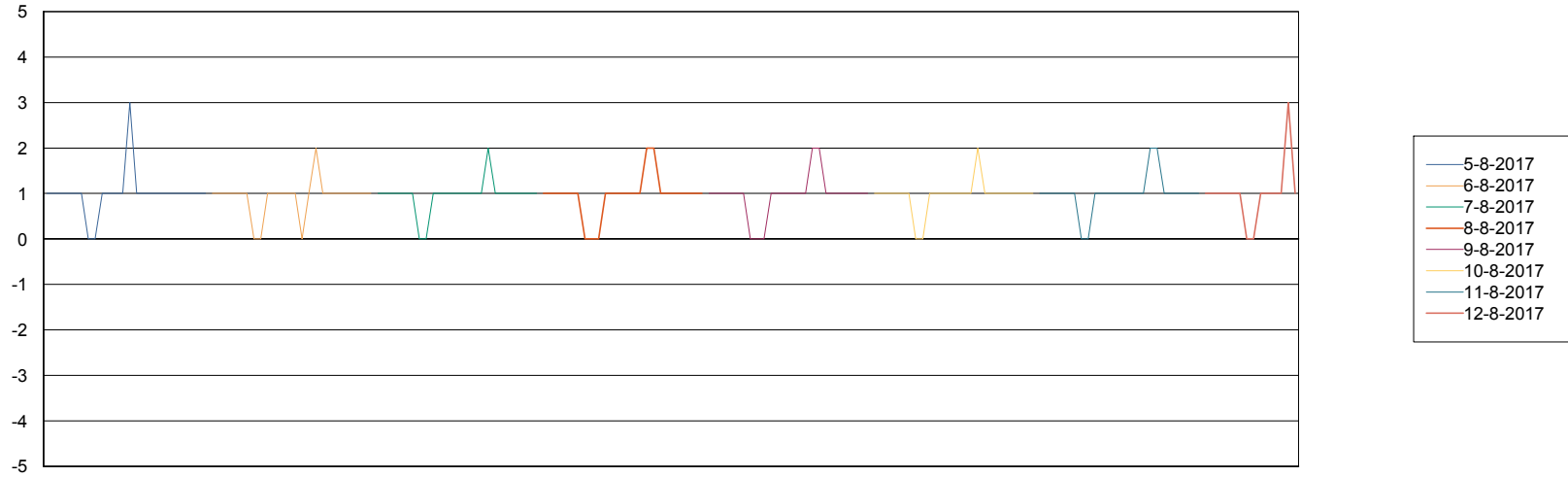
Weekly SLA Customer Report

Customer NIX_Production
Database ID 51



Standby Database Health NIX_Production

Recovery lag for last 7 days



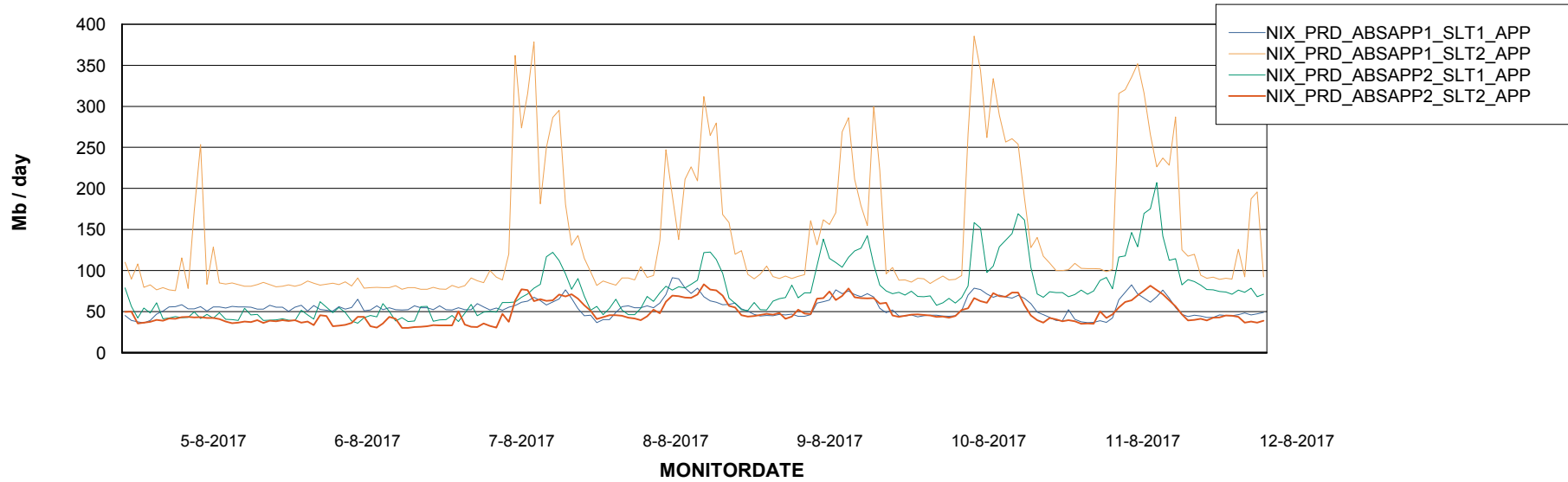
Weekly SLA Customer Report

Customer NIX_Production
Database ID 51

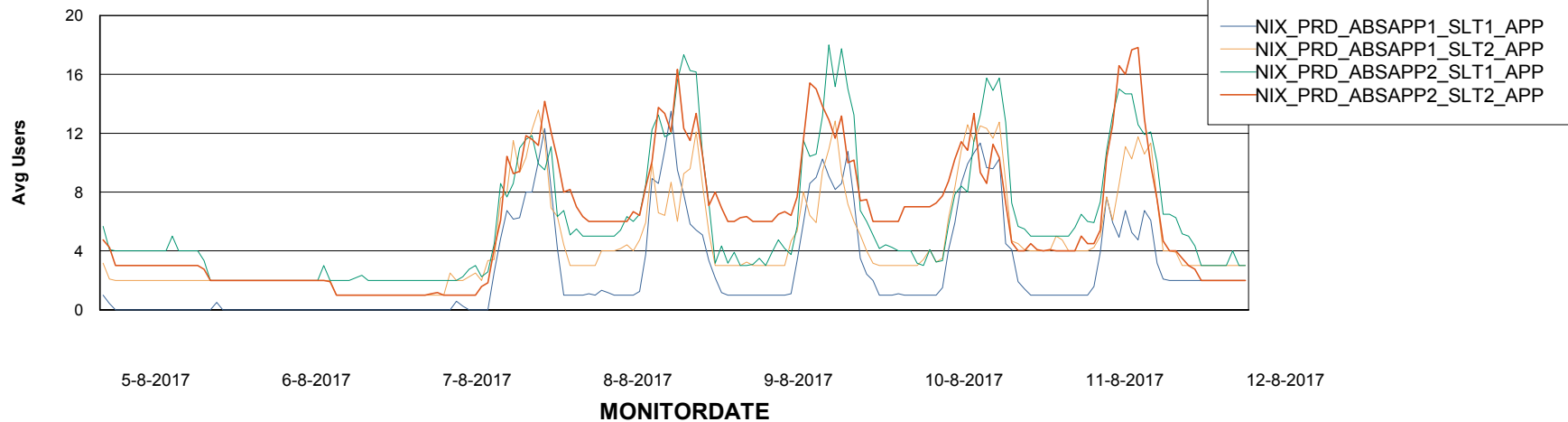


ABSolute Application Server Services

Avg memory used per ABS Server Service



Avg users per day per ABS server



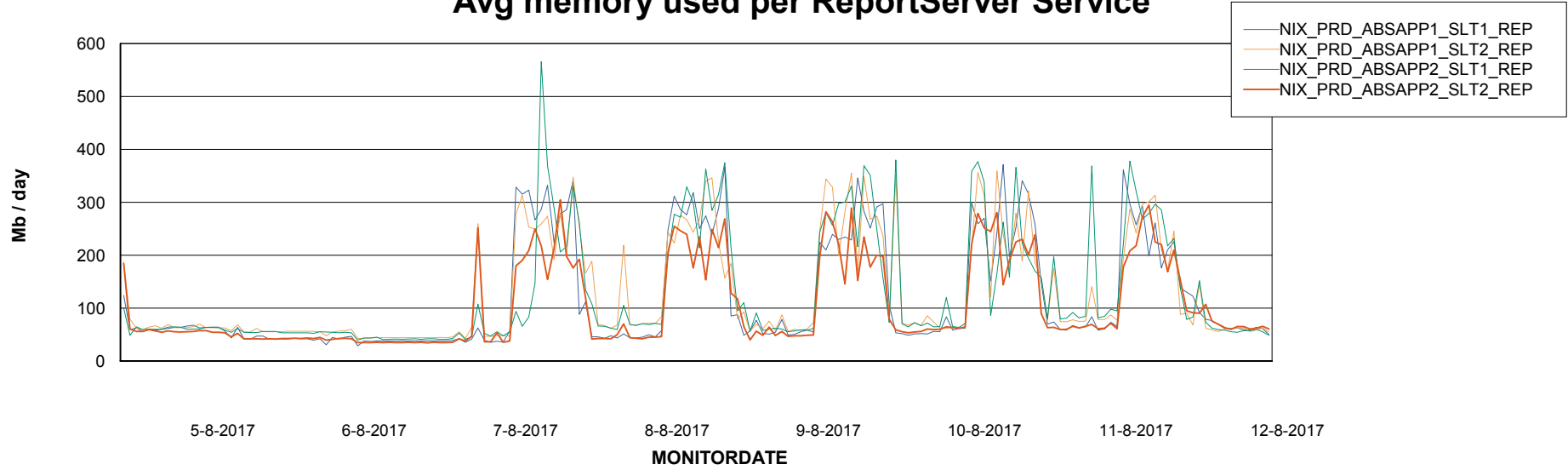
Weekly SLA Customer Report

Customer NIX_Production
Database ID 51



ABSSolute Application ReportServer Services

Avg memory used per ReportServer Service



Disaster per ABS component

