

Weekly SLA Customer Report

Customer PCO Production
Database ID 44



Harddisk Usage PCO_PRD_ORACLE1

	Free disk space on c: (%)	Total disk space on c: (Gb)	Free disk space on d: (%)	Total disk space on d: (Gb)
5-8-2017	61	279	28	838
4-8-2017	61	279	29	838
3-8-2017	60	279	21	838
2-8-2017	60	279	17	838
1-8-2017	60	279	22	838
31-7-2017	60	279	19	838
30-7-2017	60	279	19	838

Harddisk Usage PCO_PRD_ORACLE2

	Free disk space on c: (%)	Total disk space on c: (Gb)	Free disk space on d: (%)	Total disk space on d: (Gb)
5-8-2017	77	279	61	838
4-8-2017	77	279	61	838
3-8-2017	77	279	45	838
2-8-2017	77	279	32	838
1-8-2017	77	279	33	838
31-7-2017	77	279	33	838
30-7-2017	77	279	34	838

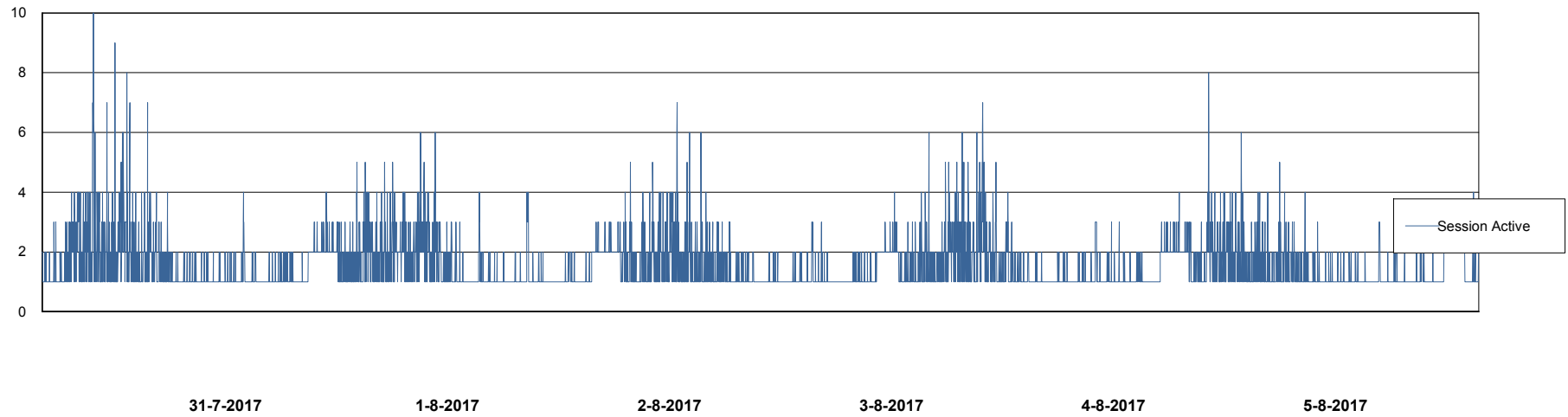
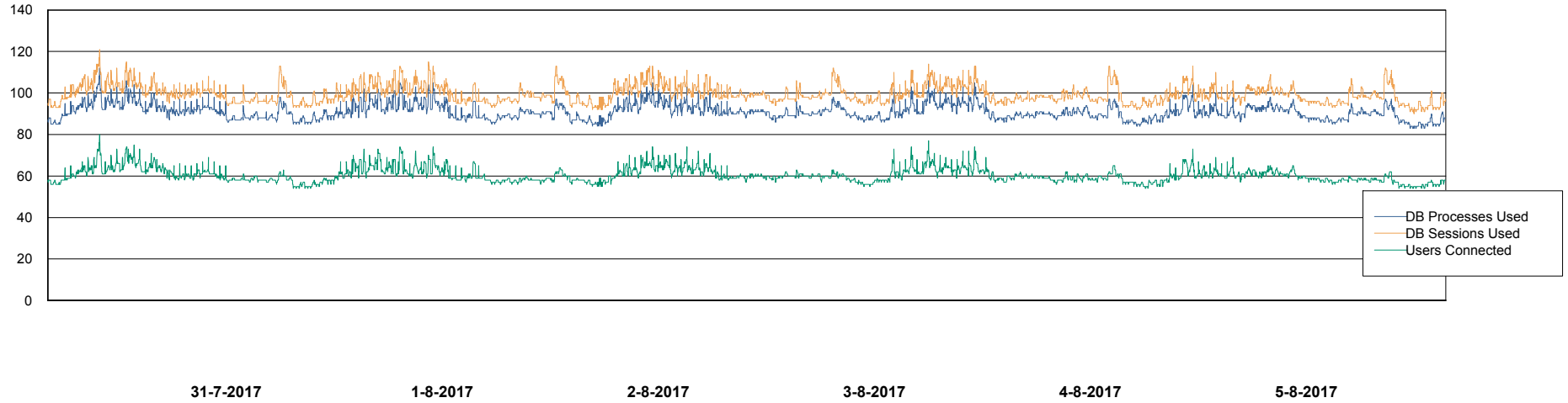
Weekly SLA Customer Report

Customer PCO Production
Database ID 44



Database Performance PCODB_Production

DB Processes Max 300
DB Sessions Max 480



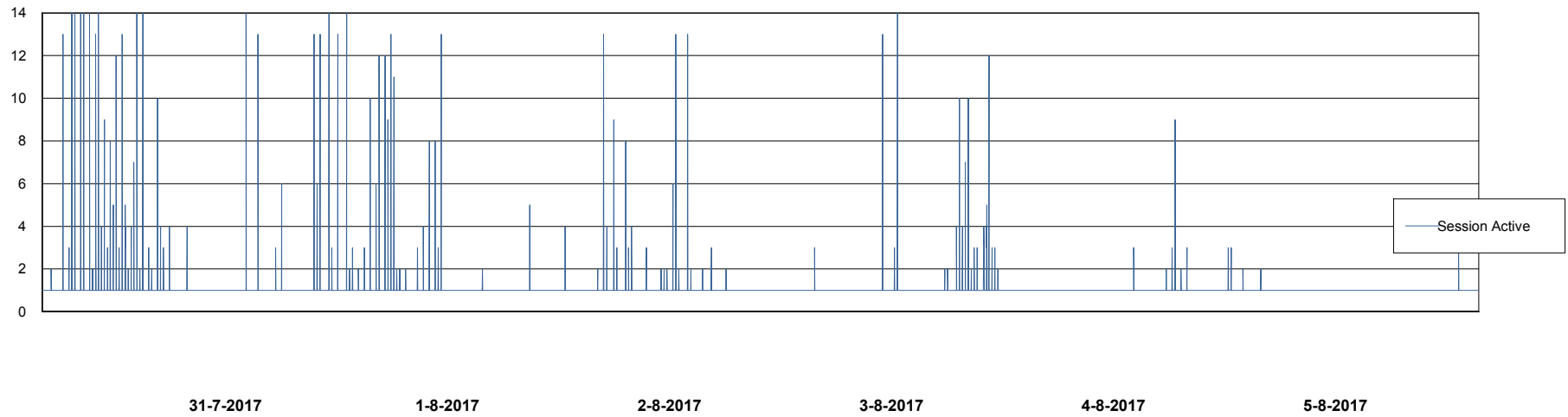
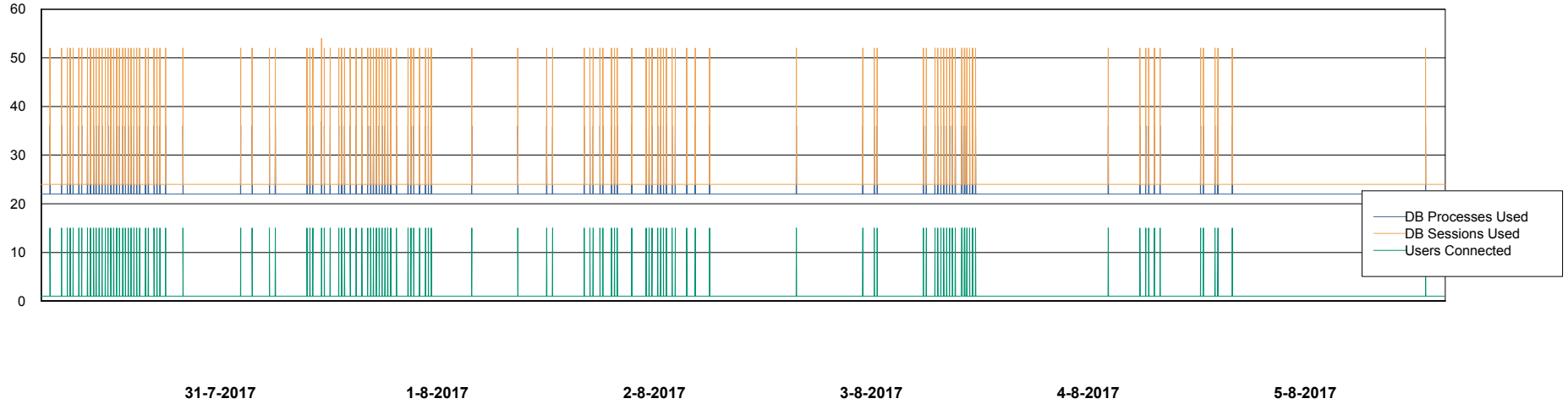
Weekly SLA Customer Report

Customer PCO Production
Database ID 44



Database Performance PCODB_Standby

DB Processes Max 520
DB Sessions Max 804



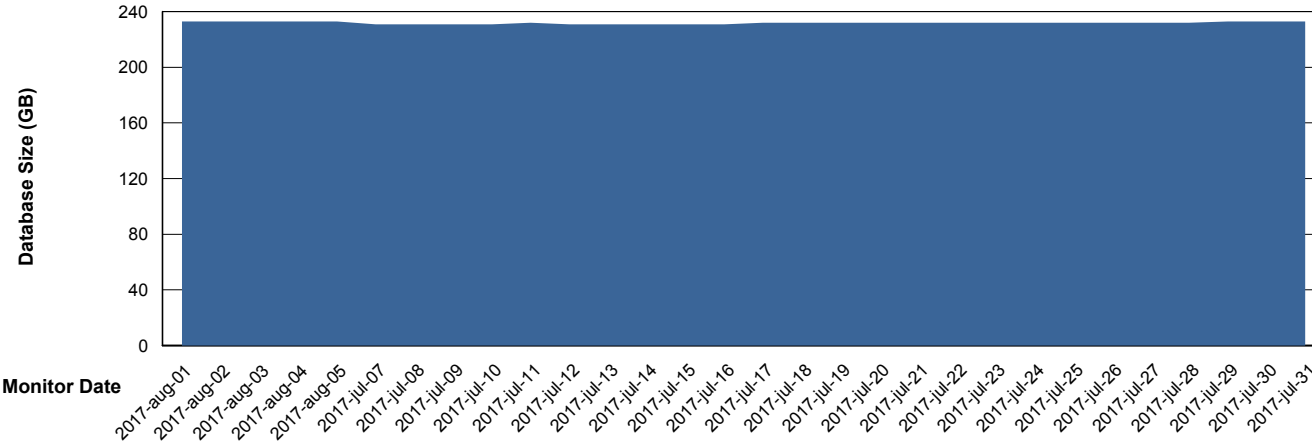
Weekly SLA Customer Report

Customer PCO Production
 Database ID 44



DATABASE SIZE PCODB_Production

Database growth over last month



Database Tablespace		PCODB_Production		
Date	Tablespace Name	Filesize (Gb)	Usedsize (Gb)	Percentage free
5-8-2017	ABSDATA	95	82	14
	INDX	174	149	14
4-8-2017	ABSDATA	95	82	14
	INDX	174	149	14
3-8-2017	ABSDATA	95	82	14
	INDX	174	149	14
2-8-2017	ABSDATA	95	82	14
	INDX	174	149	14
1-8-2017	ABSDATA	95	82	14
	INDX	174	149	14
31-7-2017	ABSDATA	95	82	14
	INDX	174	149	14
30-7-2017	ABSDATA	95	82	14
	INDX	174	149	14

Weekly SLA Customer Report

Customer PCO Production
Database ID 44



Standby Database Health PCO Production

Recovery lag for last 7 days

