

# Weekly SLA Customer Report

Customer BCH Production  
Database ID 28



## Harddisk Usage BCH\_PRD\_ORCDB1

	Free disk space on c: (%)	Total disk space on c: (Gb)	Free disk space on d: (%)	Total disk space on d: (Gb)
5-8-2017	41	278	16	278
4-8-2017	42	278	17	278
3-8-2017	42	278	16	278
2-8-2017	42	278	15	278
1-8-2017	42	278	15	278
31-7-2017	42	278	15	278
30-7-2017	42	278	15	278

## Harddisk Usage BCH\_PRD\_ORCDB2

	Free disk space on c: (%)	Total disk space on c: (Gb)	Free disk space on d: (%)	Total disk space on d: (Gb)
5-8-2017	43	278	15	278
4-8-2017	43	278	16	278
3-8-2017	43	278	15	278
2-8-2017	43	278	14	278
1-8-2017	43	278	14	278
31-7-2017	43	278	14	278
30-7-2017	43	278	14	278

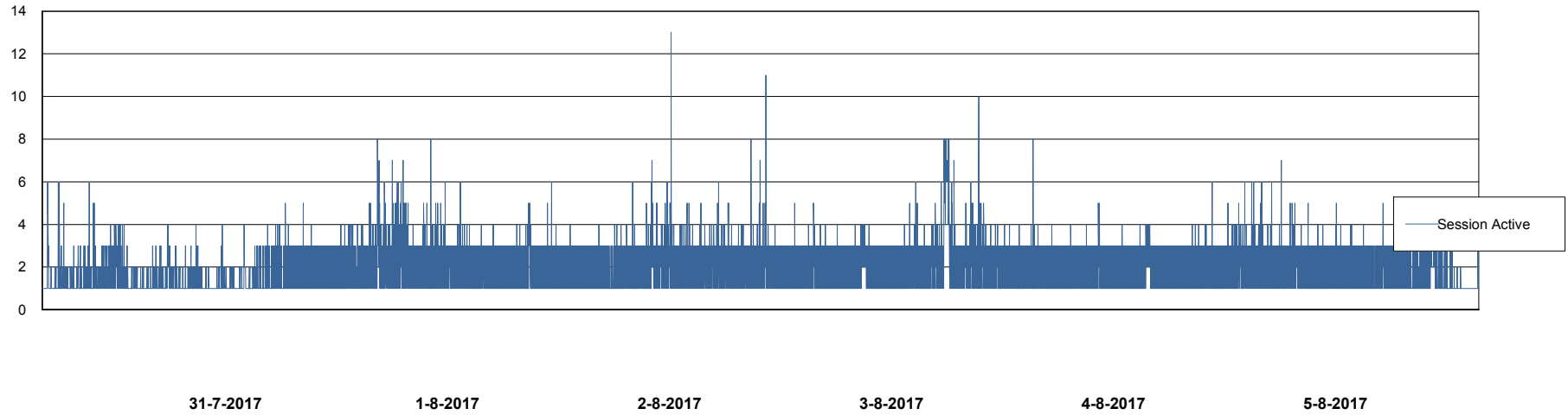
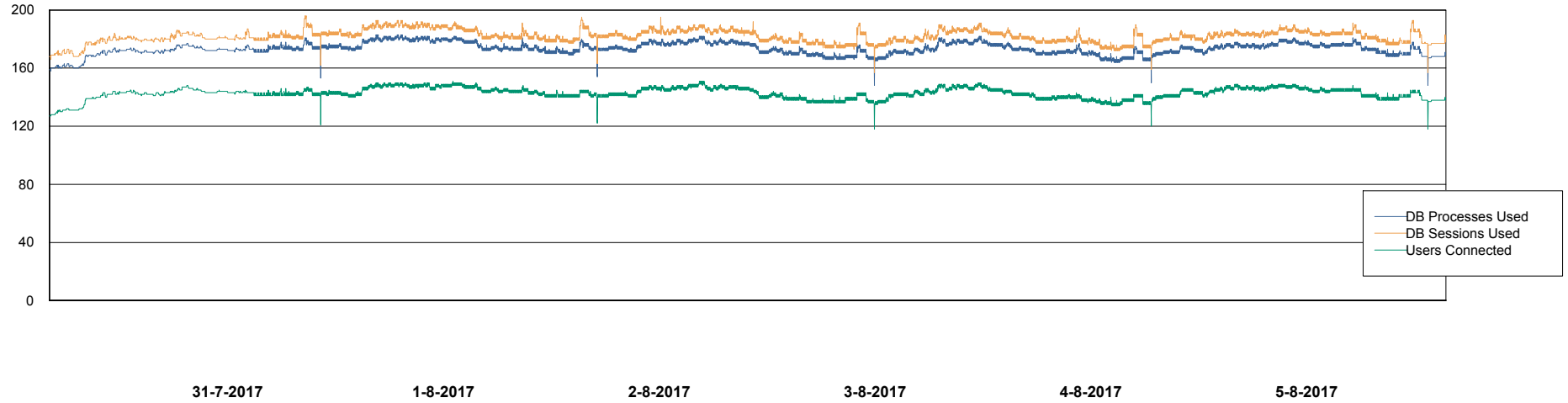
# Weekly SLA Customer Report

Customer BCH Production  
Database ID 28



## Database Performance BCHDB\_Production

DB Processes Max 600  
DB Sessions Max 928



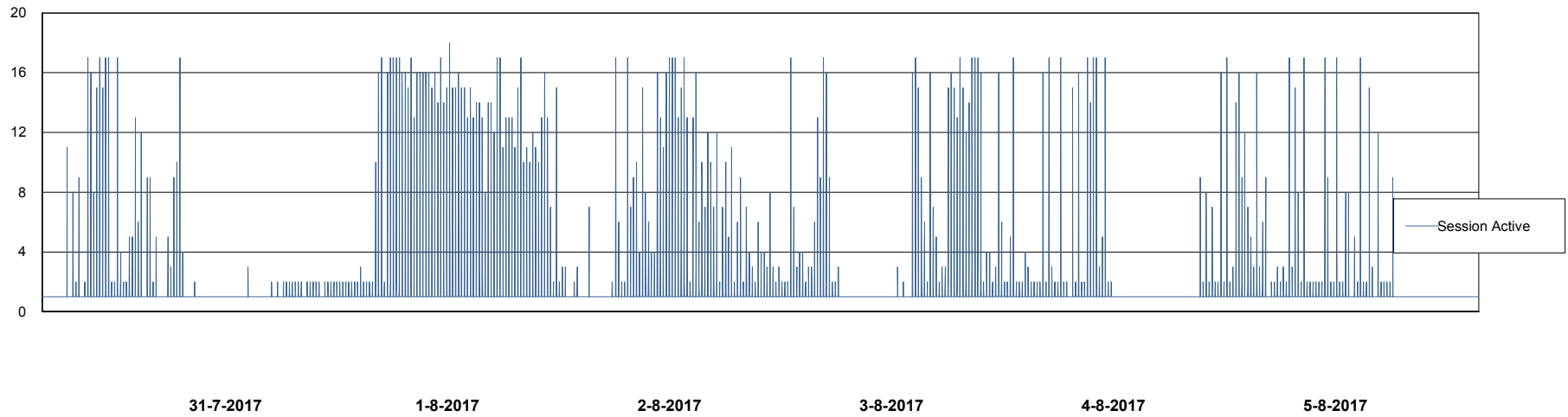
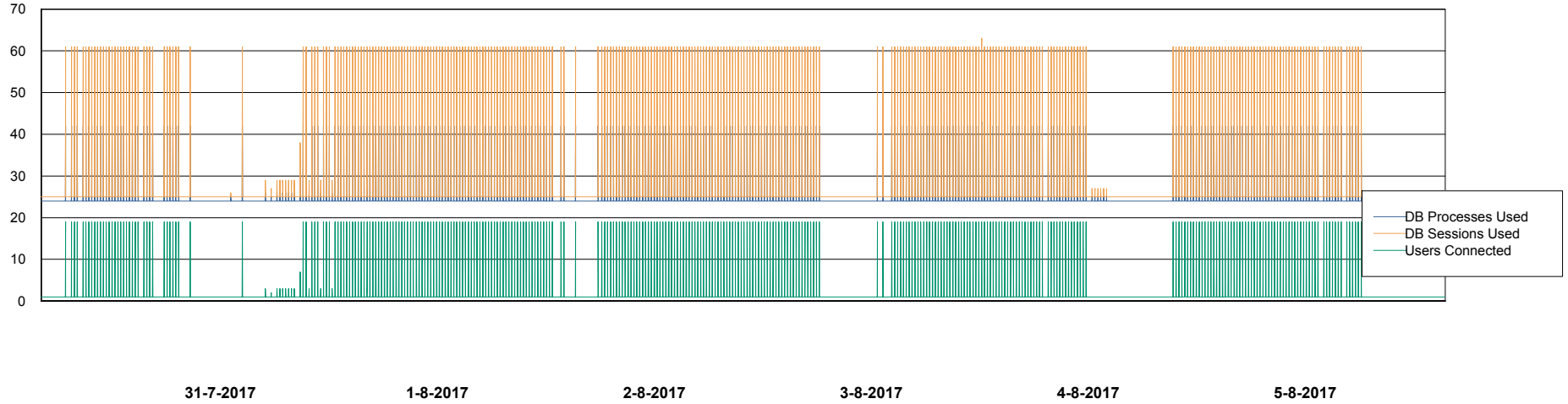
# Weekly SLA Customer Report

Customer BCH Production  
Database ID 28



## Database Performance BCHDB\_Standby

DB Processes Max 150  
DB Sessions Max 256



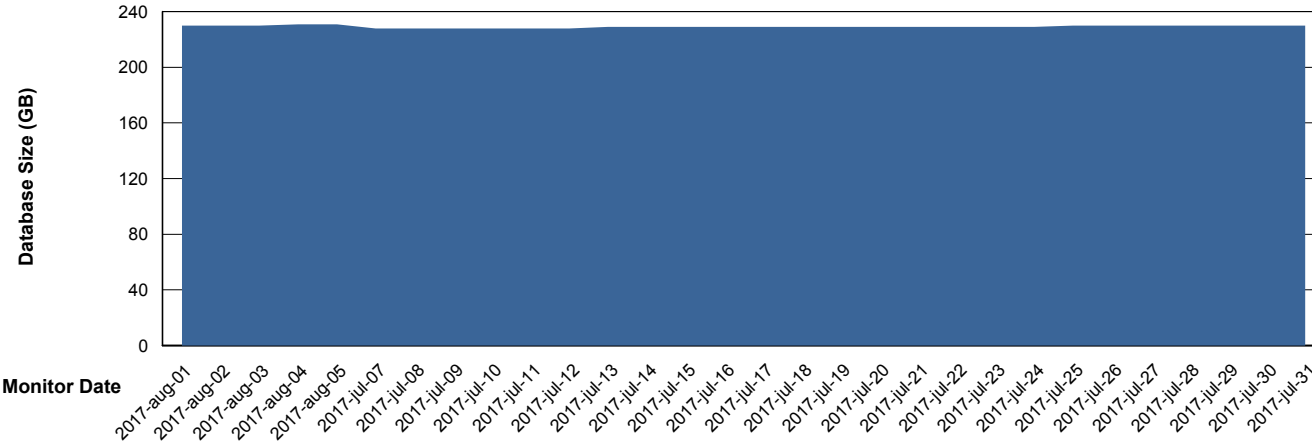
# Weekly SLA Customer Report

Customer BCH Production  
 Database ID 28



DATABASE SIZE BCHDB\_Production

## Database growth over last month



Database Tablespace		BCHDB_Production		
Date	Tablespace Name	Filesize (Gb)	Usedsize (Gb)	Percentage free
5-8-2017	ABSDATA	51	40	22
	INDX	222	187	16
4-8-2017	ABSDATA	51	40	22
	INDX	222	187	16
3-8-2017	ABSDATA	51	40	22
	INDX	222	187	16
2-8-2017	ABSDATA	51	40	22
	INDX	222	187	16
1-8-2017	ABSDATA	51	40	22
	INDX	222	187	16
31-7-2017	ABSDATA	51	40	22
	INDX	222	187	16
30-7-2017	ABSDATA	51	40	22
	INDX	222	187	16

# Weekly SLA Customer Report

Customer BCH Production  
Database ID 28



Standby Database Health BCH Production

## Recovery lag for last 7 days

