

# Weekly SLA Customer Report

Customer PCO Production  
Database ID 44



## Harddisk Usage PCO\_PRD\_ORACLE1

	Free disk space on c: (%)	Total disk space on c: (Gb)	Free disk space on d: (%)	Total disk space on d: (Gb)
29-7-2017	60	279	20	838
28-7-2017	60	279	18	838
27-7-2017	60	279	18	838
26-7-2017	60	279	23	838
25-7-2017	59	279	26	838
24-7-2017	59	279	25	838
23-7-2017	59	279	20	838

## Harddisk Usage PCO\_PRD\_ORACLE2

	Free disk space on c: (%)	Total disk space on c: (Gb)	Free disk space on d: (%)	Total disk space on d: (Gb)
29-7-2017	77	279	34	838
28-7-2017	77	279	34	838
27-7-2017	77	279	35	838
26-7-2017	77	279	35	838
25-7-2017	77	279	36	838
24-7-2017	77	279	36	838
23-7-2017	77	279	36	838

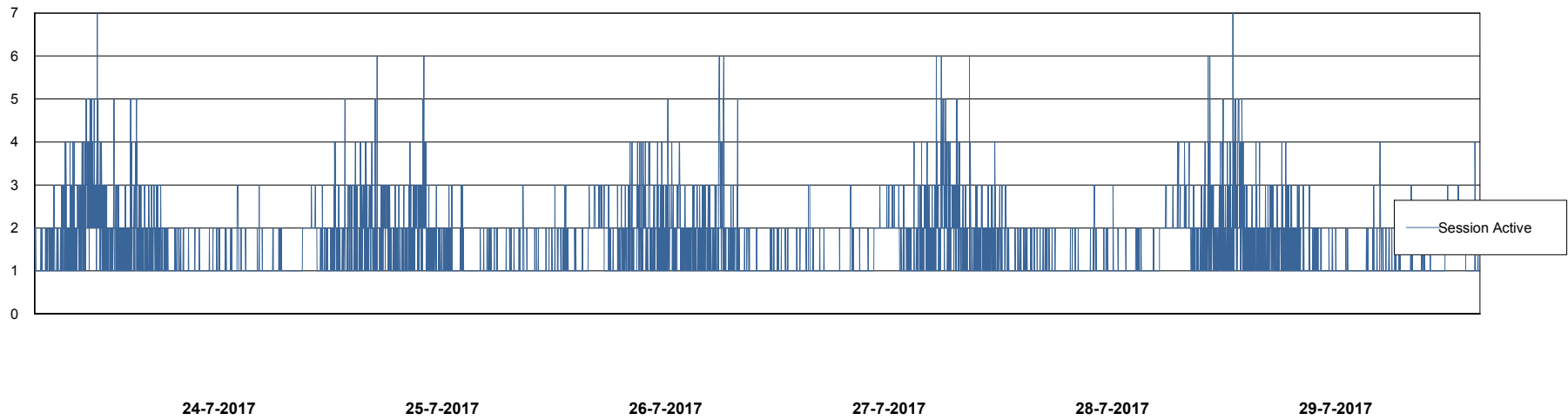
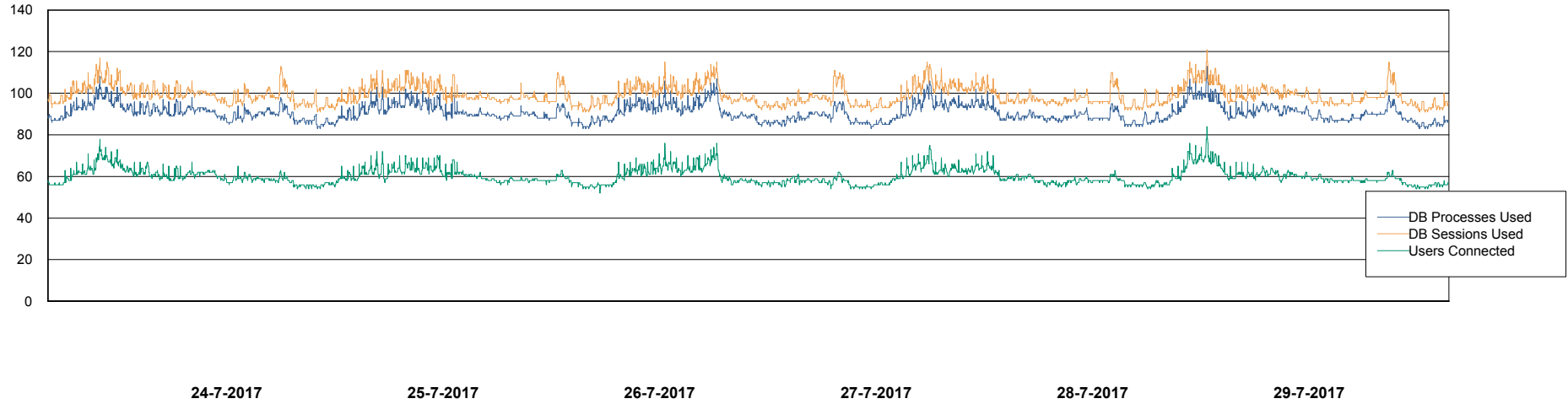
# Weekly SLA Customer Report

Customer PCO Production  
Database ID 44



## Database Performance PCODB\_Production

DB Processes Max 300  
DB Sessions Max 480



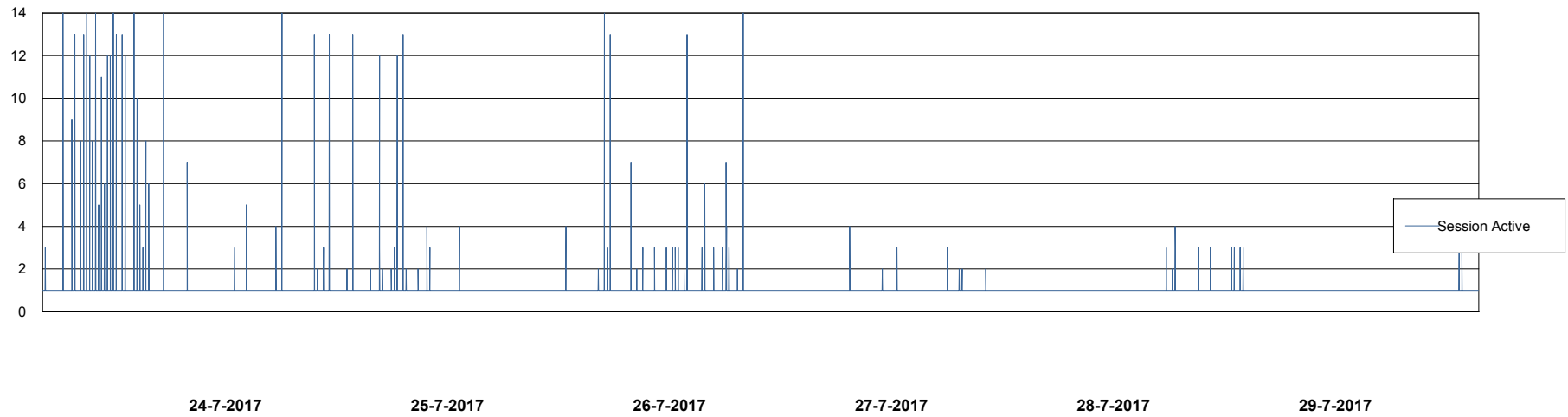
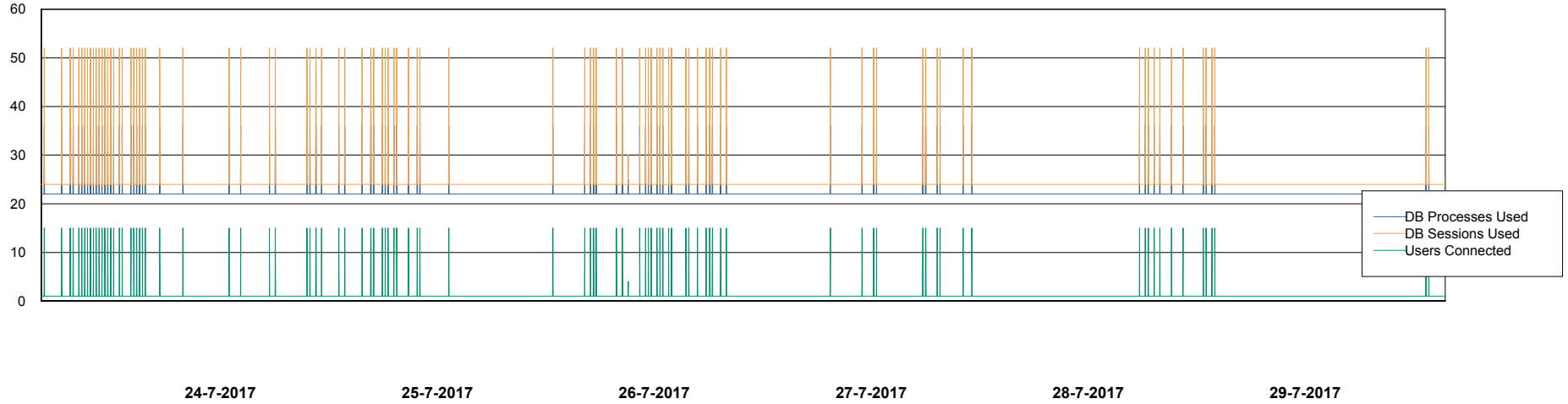
# Weekly SLA Customer Report

Customer PCO Production  
Database ID 44



## Database Performance PCODB\_Standby

DB Processes Max 520  
DB Sessions Max 804



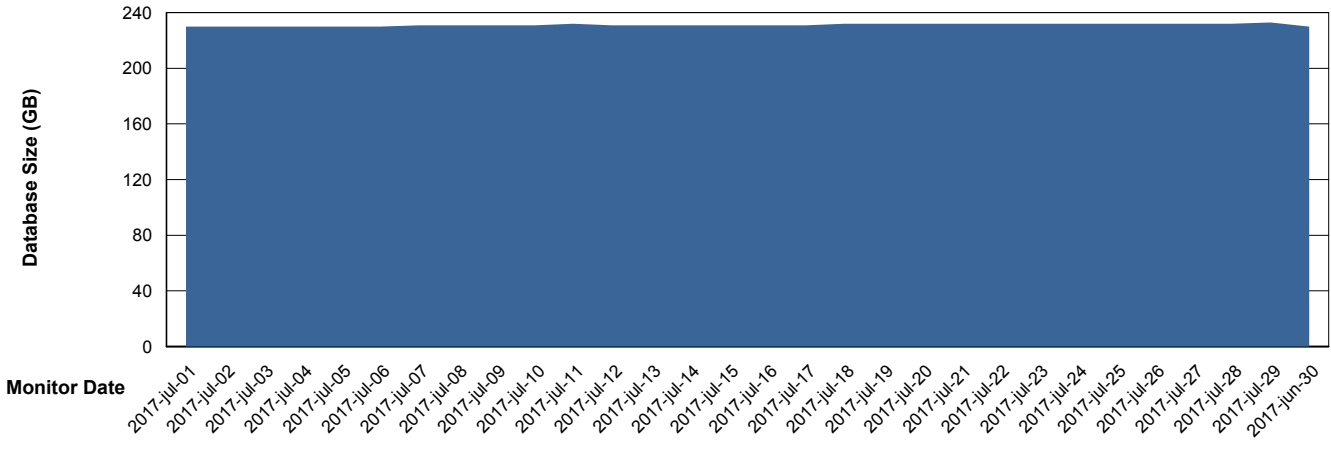
# Weekly SLA Customer Report

Customer PCO Production  
 Database ID 44



DATABASE SIZE PCODB\_Production

Database growth over last month



Database Tablespace PCODB\_Production

Date	Tablespace Name	Filesize (Gb)	Usedsize (Gb)	Percentage free
29-7-2017	ABSDATA	95	82	14
	INDX	174	149	14
28-7-2017	ABSDATA	95	82	14
	INDX	174	149	14
27-7-2017	ABSDATA	95	82	14
	INDX	174	149	14
26-7-2017	ABSDATA	95	82	14
	INDX	174	149	14
25-7-2017	ABSDATA	95	82	14
	INDX	174	149	14
24-7-2017	ABSDATA	95	82	14
	INDX	174	149	14
23-7-2017	ABSDATA	95	82	14
	INDX	174	149	14

# Weekly SLA Customer Report

Customer PCO Production  
Database ID 44



Standby Database Health      PCO Production

### Recovery lag for last 7 days

