

Weekly SLA Customer Report

Customer LLG_Production
Database ID 53



Harddisk Usage LLG_PRD_BI01

	Free disk space on c: (%)	Total disk space on c: (Gb)
22-7-2017	55	559
21-7-2017	55	559
20-7-2017	55	559
19-7-2017	55	559
18-7-2017	55	559
17-7-2017	55	559
16-7-2017	55	559

Harddisk Usage LLG_PRD_ORA01

	Free disk space on c: (%)	Total disk space on c: (Gb)	Free disk space on d: (%)	Total disk space on d: (Gb)
22-7-2017	87	1,117	18	600
21-7-2017	87	1,117	22	600
20-7-2017	87	1,117	26	600
19-7-2017	87	1,117	30	600
18-7-2017	87	1,117	34	600
17-7-2017	87	1,117	34	600
16-7-2017	87	1,117	34	600

Weekly SLA Customer Report

Customer LLG_Production
Database ID 53



Harddisk Usage LLG_PRD_ORA02

	Free disk space on c: (%)	Total disk space on c: (Gb)	Free disk space on d: (%)	Total disk space on d: (Gb)
22-7-2017	78	279	25	600
21-7-2017	78	279	25	600
20-7-2017	78	279	25	600
19-7-2017	78	279	25	600
18-7-2017	78	279	25	600
17-7-2017	79	279	24	600
16-7-2017	79	279	25	600

Harddisk Usage LLG_PRD_vABS01

	Free disk space on c: (%)	Total disk space on c: (Gb)	Free disk space on d: (%)	Total disk space on d: (Gb)
22-7-2017	41	180	79	150
21-7-2017	41	180	79	150
20-7-2017	41	180	79	150
19-7-2017	41	180	79	150
18-7-2017	41	180	79	150
17-7-2017	41	180	79	150
16-7-2017	42	180	79	150

Weekly SLA Customer Report

Customer LLG_Production
Database ID 53



Harddisk Usage LLG_PRD_vABS02

	Free disk space on c: (%)	Total disk space on c: (Gb)	Free disk space on d: (%)	Total disk space on d: (Gb)
22-7-2017	42	170	75	150
21-7-2017	42	170	75	150
20-7-2017	42	170	75	150
19-7-2017	42	170	75	150
18-7-2017	42	170	75	150
17-7-2017	42	170	75	150
16-7-2017	42	170	75	150

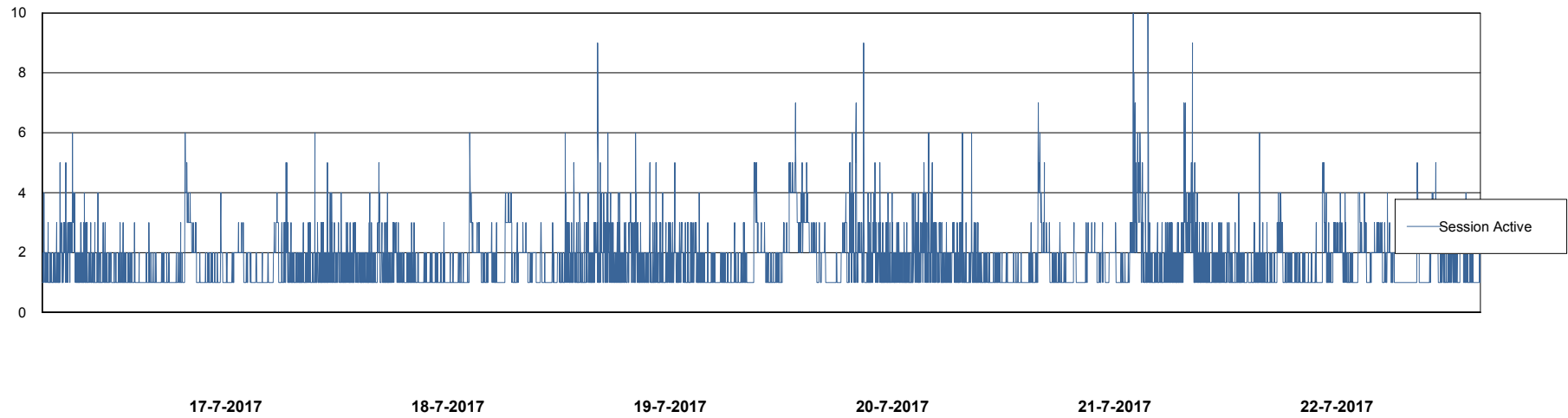
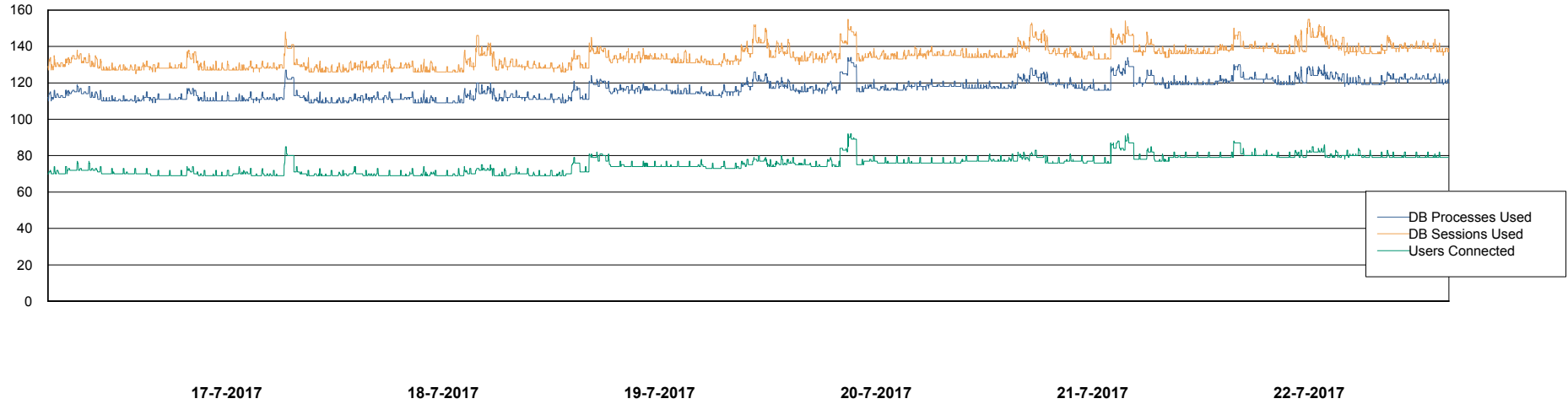
Weekly SLA Customer Report

Customer LLG_Production
Database ID 53



Database Performance LLGDB_Production

DB Processes Max 520
DB Sessions Max 804



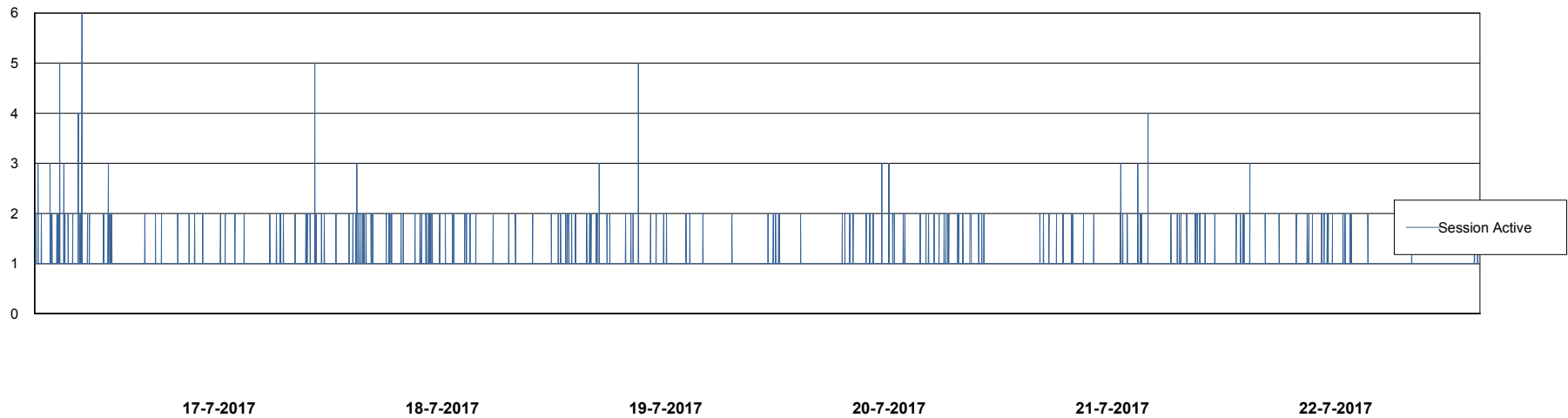
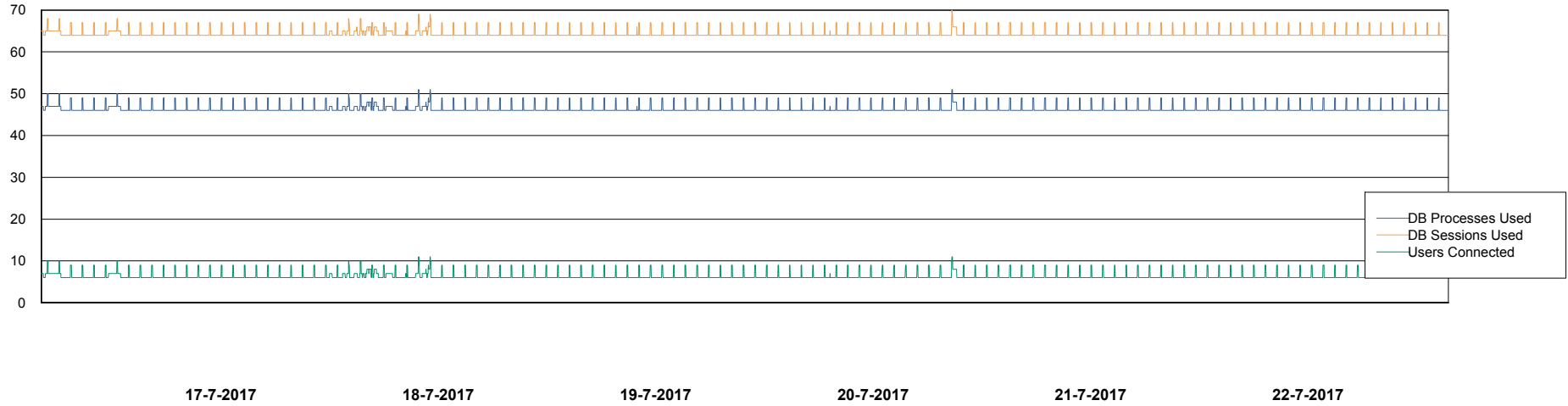
Weekly SLA Customer Report

Customer LLG_Production
Database ID 53



Database Performance LLGDB_Standby

DB Processes Max 520
DB Sessions Max 804



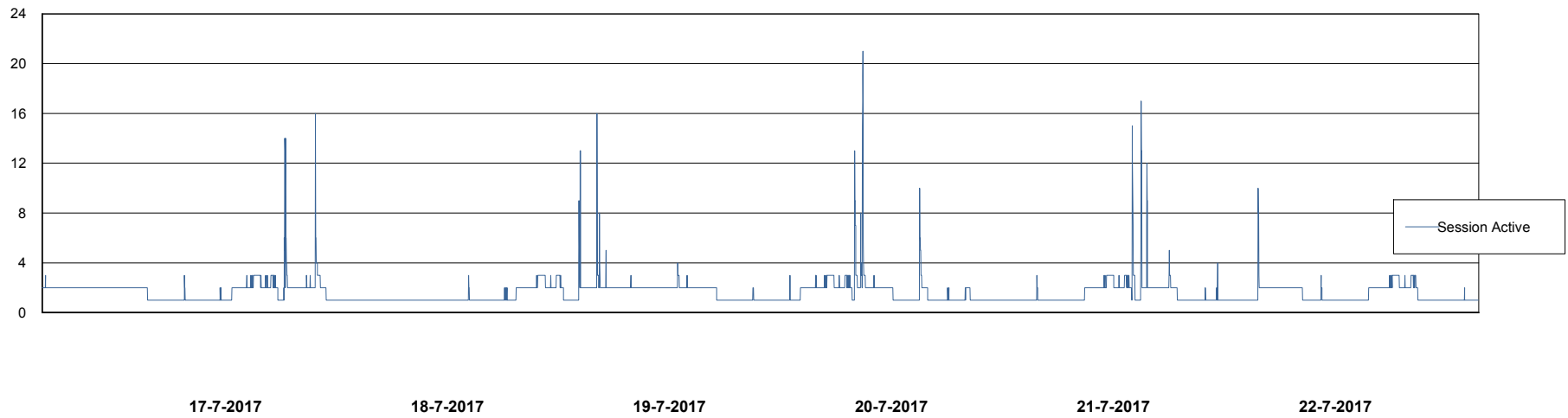
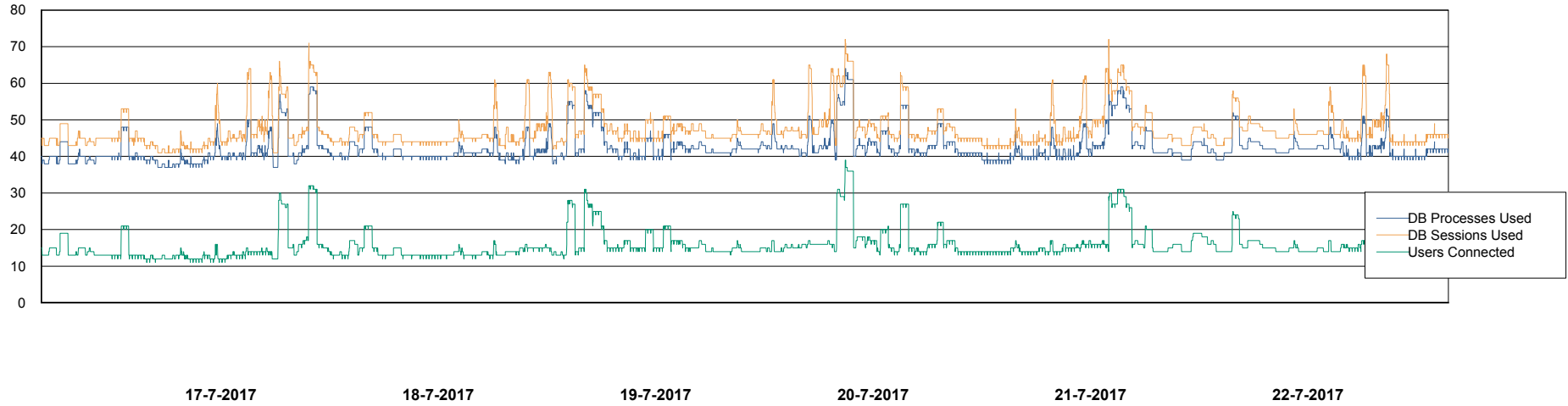
Weekly SLA Customer Report

Customer LLG_Production
Database ID 53



Database Performance LLGDBBI_Production

DB Processes Max 500
DB Sessions Max 780



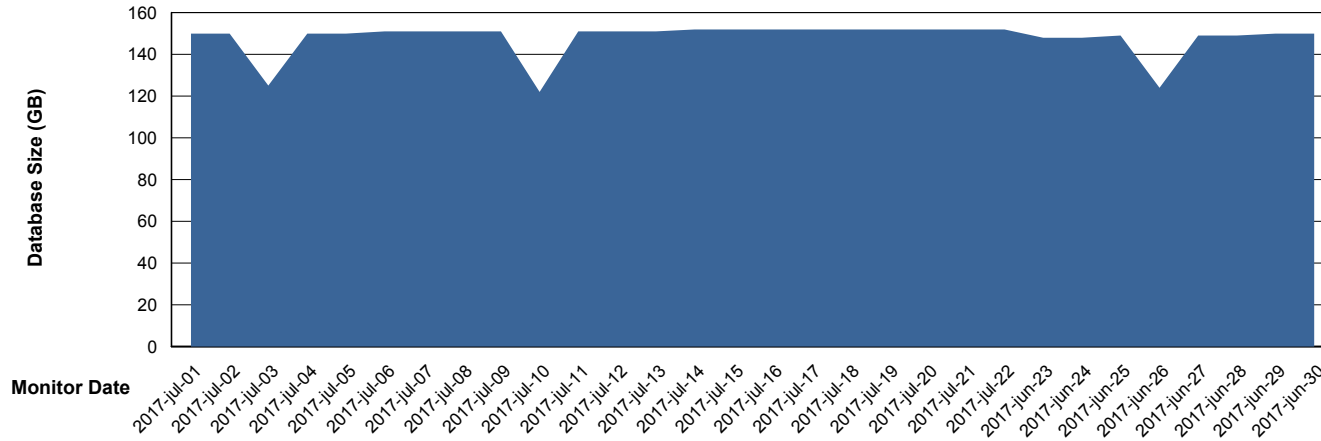
Weekly SLA Customer Report

Customer LLG_Production
 Database ID 53



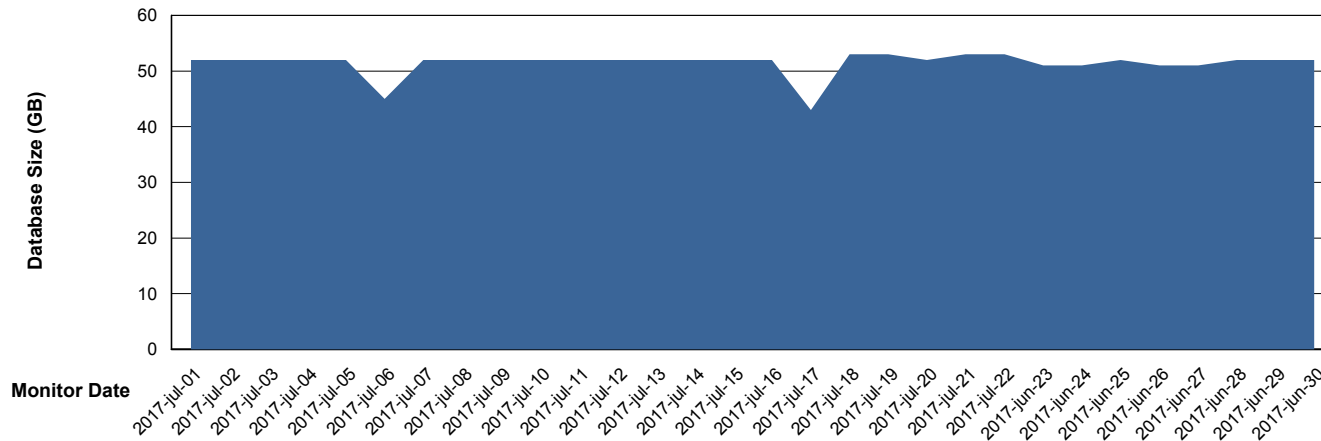
DATABASE SIZE LLGDB_Production

Database growth over last month



DATABASE SIZE LLGDBBI_Production

Database growth over last month



Weekly SLA Customer Report

Customer LLG_Production
Database ID 53



Database Tablespace		LLGDB_Production		
Date	Tablespace Name	Filesize (Gb)	Usedsize (Gb)	Percentage free
22-7-2017	ABSDATA	85	69	19
	INDX	101	81	20
21-7-2017	ABSDATA	85	69	19
	INDX	101	81	20
20-7-2017	ABSDATA	85	69	19
	INDX	101	81	20
19-7-2017	ABSDATA	85	69	19
	INDX	101	81	20
18-7-2017	ABSDATA	85	69	19
	INDX	101	81	20
17-7-2017	ABSDATA	85	69	19
	INDX	101	81	20
16-7-2017	ABSDATA	85	69	19
	INDX	101	81	20

Weekly SLA Customer Report

Customer LLG_Production
Database ID 53



Database Tablespace		LLGDBBI_Production		
Date	Tablespace Name	Filesize (Gb)	Usedsize (Gb)	Percentage free
22-7-2017	ABSDATA	31	26	16
	INDX	29	24	17
21-7-2017	ABSDATA	31	25	19
	INDX	29	24	17
20-7-2017	ABSDATA	31	25	19
	INDX	29	24	17
19-7-2017	ABSDATA	31	25	19
	INDX	29	24	17
18-7-2017	ABSDATA	31	25	19
	INDX	29	24	17
17-7-2017	ABSDATA	31	25	19
	INDX	29	24	17
16-7-2017	ABSDATA	31	25	19
	INDX	29	24	17

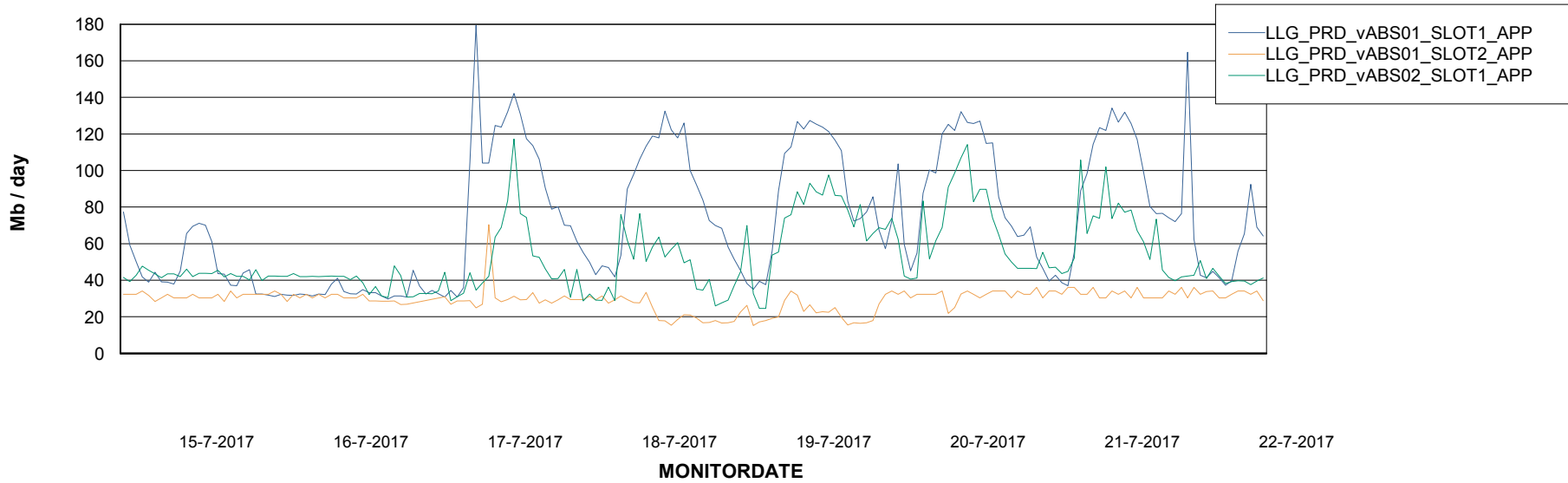
Weekly SLA Customer Report

Customer LLG_Production
Database ID 53

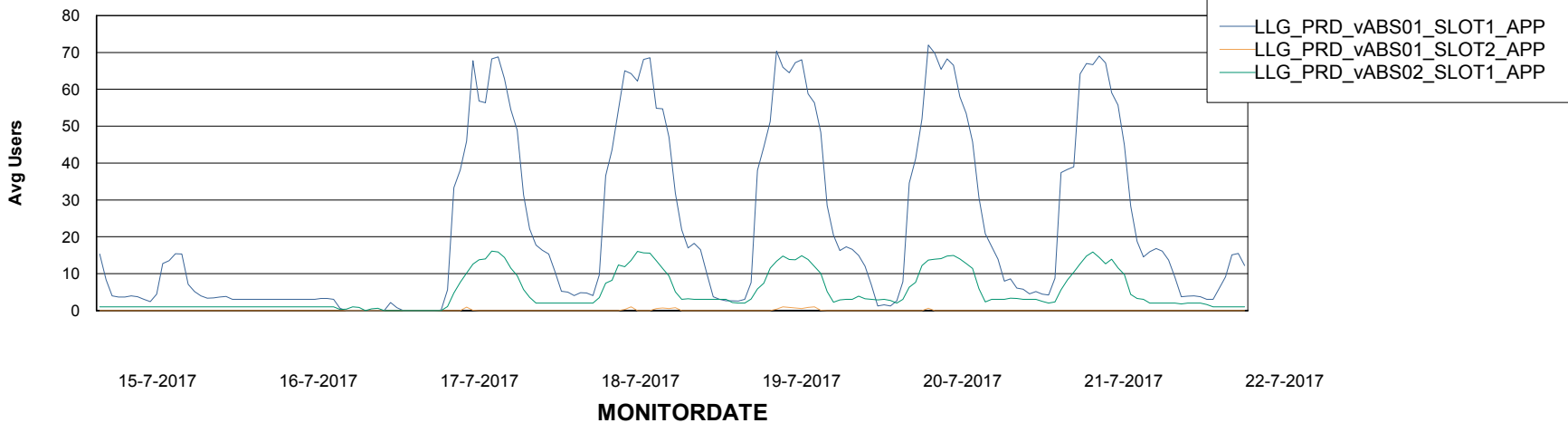


ABSSolute Application Server Services

Avg memory used per ABS Server Service



Avg users per day per ABS server



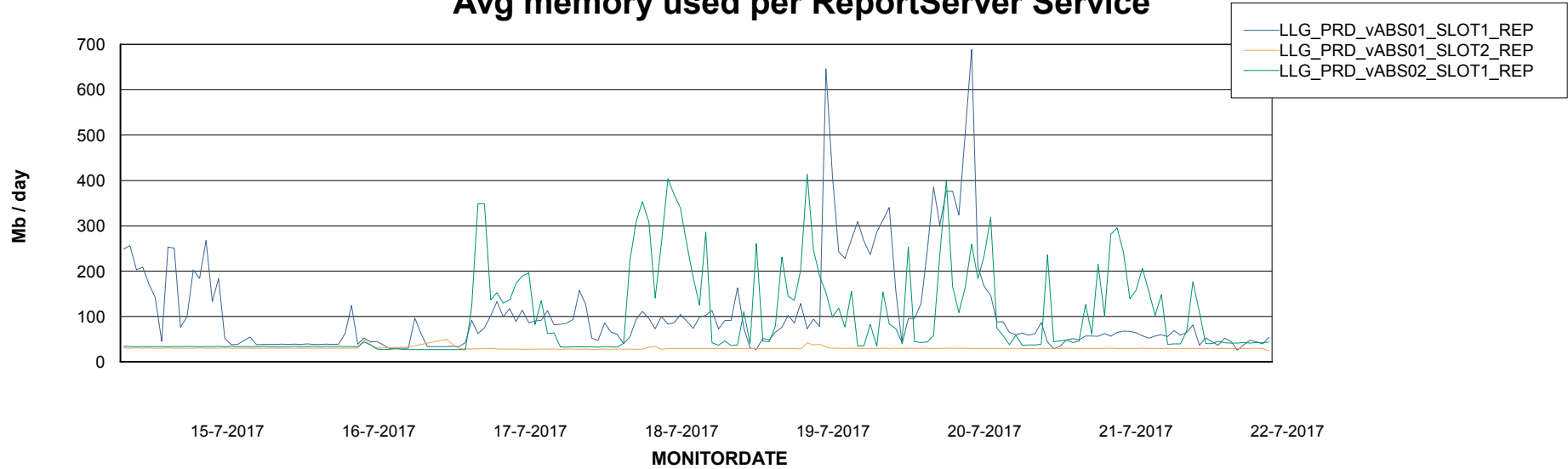
Weekly SLA Customer Report

Customer LLG_Production
 Database ID 53



ABSSolute Application ReportServer Services

Avg memory used per ReportServer Service



Disaster per ABS component

