

# Weekly SLA Customer Report

Customer PCO Production  
Database ID 44



## Harddisk Usage PCO\_PRD\_ORACLE1

	Free disk space on c: (%)	Total disk space on c: (Gb)	Free disk space on d: (%)	Total disk space on d: (Gb)
15-7-2017	58	279	21	838
14-7-2017	58	279	23	838
13-7-2017	58	279	21	838
12-7-2017	58	279	24	838
11-7-2017	58	279	29	838
10-7-2017	58	279	31	838
9-7-2017	58	279	23	838

## Harddisk Usage PCO\_PRD\_ORACLE2

	Free disk space on c: (%)	Total disk space on c: (Gb)	Free disk space on d: (%)	Total disk space on d: (Gb)
15-7-2017	77	279	39	838
14-7-2017	77	279	40	838
13-7-2017	77	279	40	838
12-7-2017	77	279	41	838
11-7-2017	77	279	41	838
10-7-2017	77	279	42	838
9-7-2017	77	279	42	838

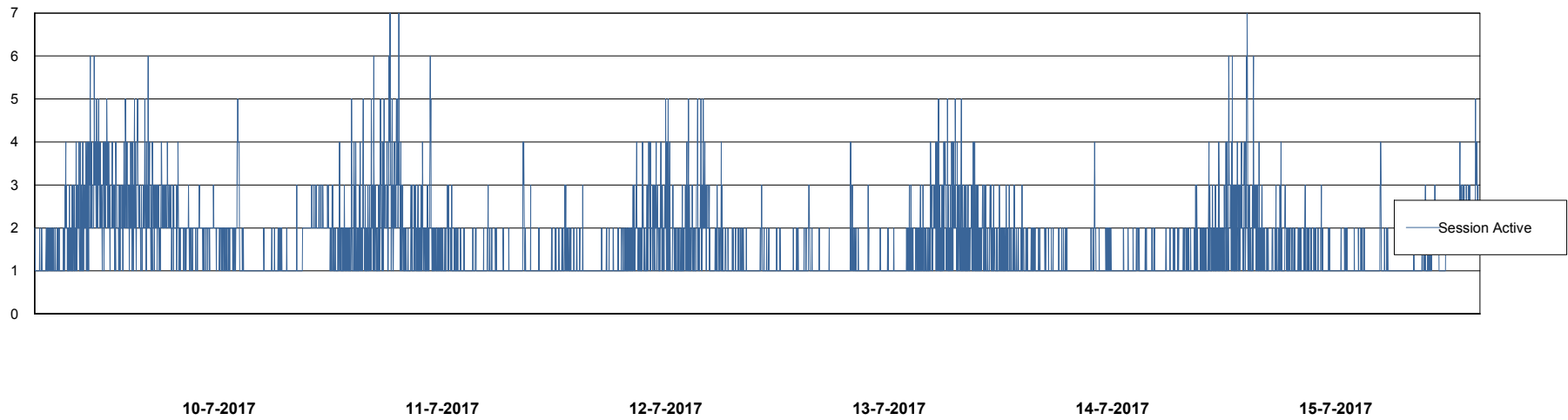
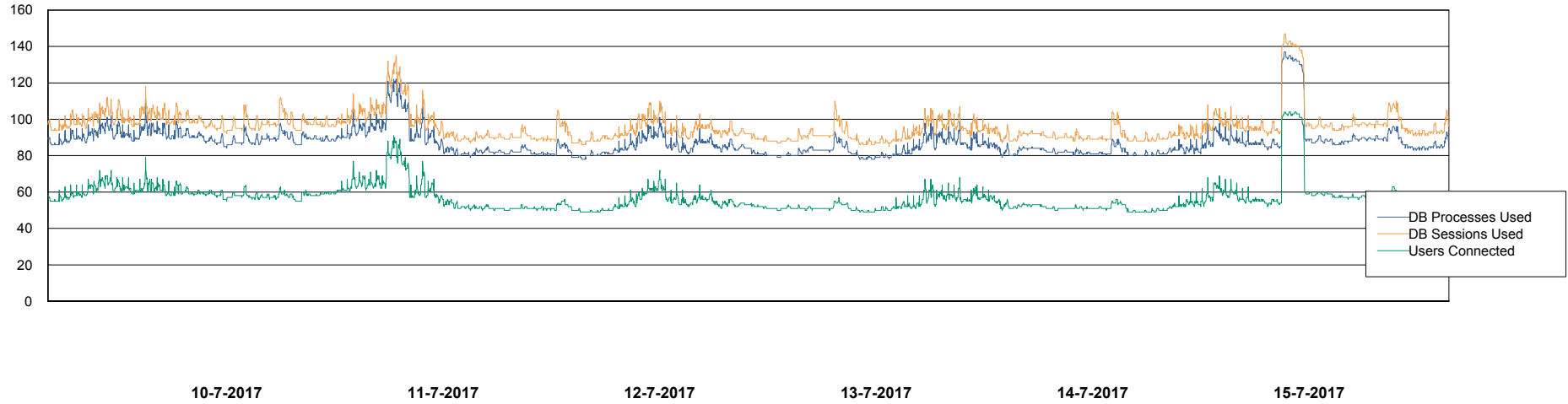
# Weekly SLA Customer Report

Customer PCO Production  
Database ID 44



## Database Performance PCODB\_Production

DB Processes Max 300  
DB Sessions Max 480



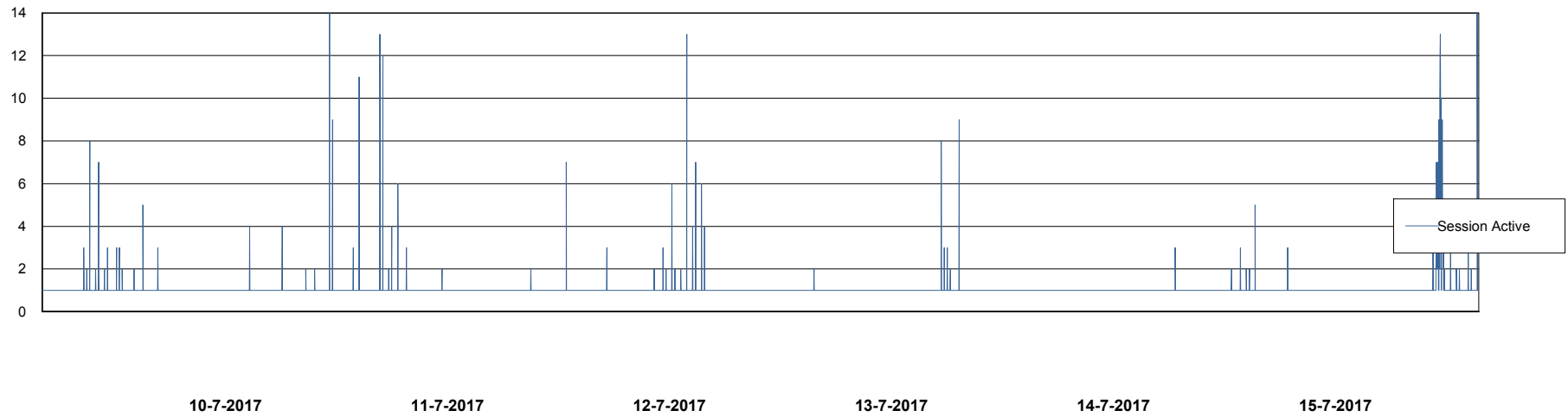
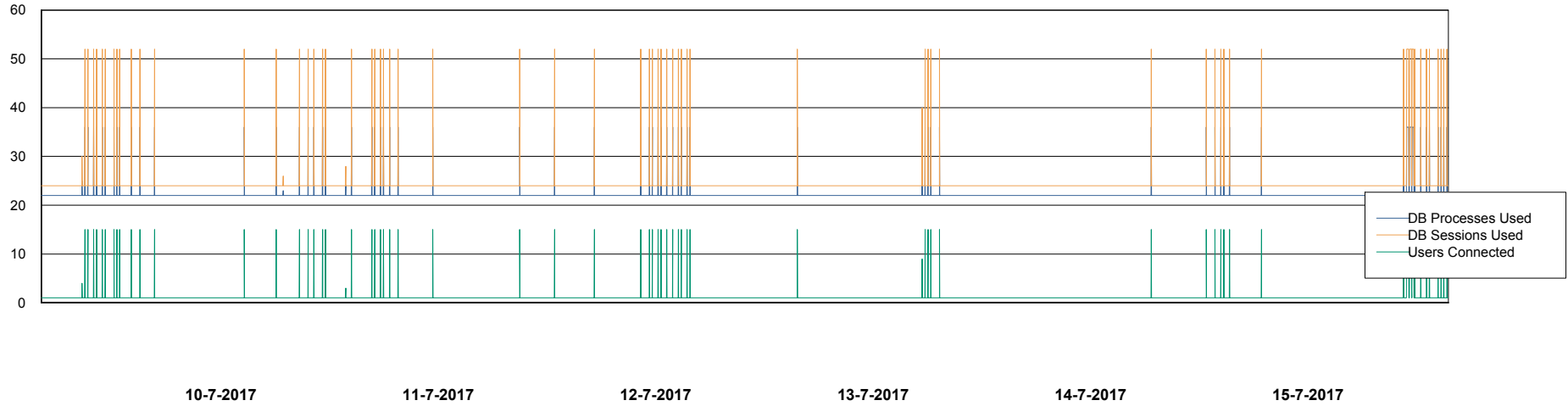
# Weekly SLA Customer Report

Customer PCO Production  
Database ID 44



## Database Performance PCODB\_Standby

DB Processes Max 520  
DB Sessions Max 804



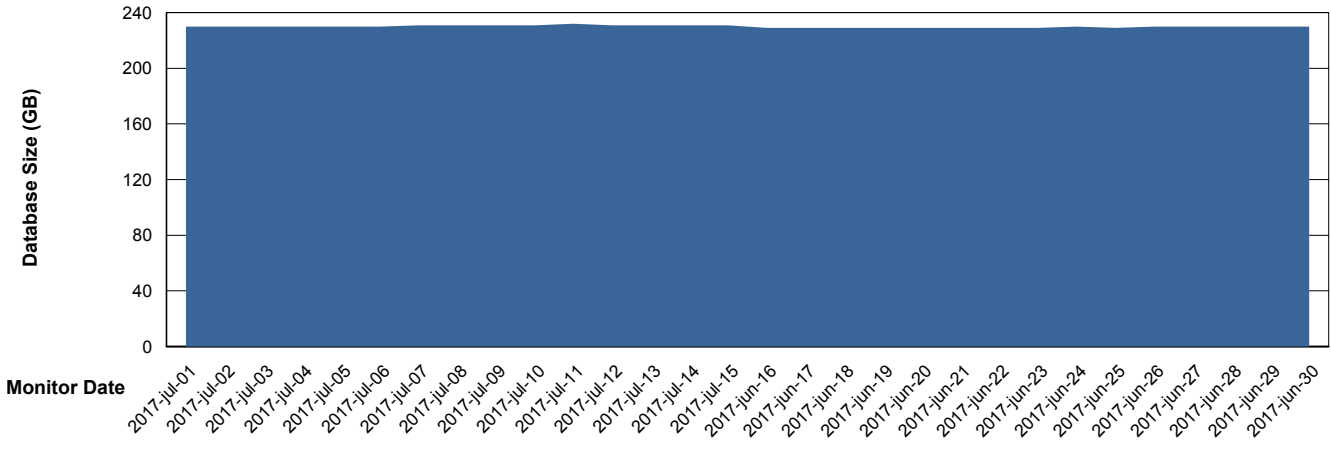
# Weekly SLA Customer Report

Customer PCO Production  
 Database ID 44



DATABASE SIZE PCODB\_Production

## Database growth over last month



Database Tablespace PCODB\_Production

Date	Tablespace Name	Filesize (Gb)	Usedsize (Gb)	Percentage free
15-7-2017	ABSDATA	95	81	15
	INDX	174	148	15
14-7-2017	ABSDATA	95	81	15
	INDX	174	148	15
13-7-2017	ABSDATA	95	81	15
	INDX	174	148	15
12-7-2017	ABSDATA	95	81	15
	INDX	174	148	15
11-7-2017	ABSDATA	95	81	15
	INDX	174	148	15
10-7-2017	ABSDATA	95	81	15
	INDX	174	148	15
9-7-2017	ABSDATA	95	81	15
	INDX	174	147	16

# Weekly SLA Customer Report

Customer PCO Production  
Database ID 44



Standby Database Health      PCO Production

### Recovery lag for last 7 days

