

# Weekly SLA Customer Report

Customer NIX\_Production  
Database ID 51



Harddisk Usage NIX\_PRD\_ABSAPP02

	Free disk space on c: (%)	Total disk space on c: (Gb)
15-7-2017	85	200
14-7-2017	85	200
13-7-2017	85	200
12-7-2017	85	200
11-7-2017	85	200
10-7-2017	85	200
9-7-2017	85	200

Harddisk Usage NIX\_PRD\_ABSAPP03

	Free disk space on c: (%)	Total disk space on c: (Gb)
15-7-2017	79	200
14-7-2017	79	200
13-7-2017	79	200
12-7-2017	79	200
11-7-2017	79	200
10-7-2017	79	200
9-7-2017	79	200

# Weekly SLA Customer Report

Customer NIX\_Production  
Database ID 51



## Harddisk Usage NIX\_PRD\_ABSWEB01

	Free disk space on c: (%)	Total disk space on c: (Gb)
15-7-2017	92	300
14-7-2017	92	300
13-7-2017	92	300
12-7-2017	92	300
11-7-2017	92	300
10-7-2017	92	300
9-7-2017	92	300

## Harddisk Usage NIX\_PRD\_ORACLE\_B11

	Free disk space on c: (%)	Total disk space on c: (Gb)	Free disk space on e: (%)	Total disk space on e: (Gb)	Free disk space on f: (%)	Total disk space on f: (Gb)	Free disk space on g: (%)	Total disk space on g: (Gb)
15-7-2017	46	279	63	558	38	279	68	558
14-7-2017	46	279	63	558	37	279	64	558
13-7-2017	46	279	63	558	37	279	65	558
12-7-2017	46	279	63	558	37	279	66	558
11-7-2017	46	279	63	558	37	279	67	558
10-7-2017	51	279	63	558	37	279	68	558
9-7-2017	45	279	63	558	37	279	69	558

# Weekly SLA Customer Report

Customer NIX\_Production  
Database ID 51



## Harddisk Usage NIX\_PRD\_ORCDB1

	Free disk space on c: (%)	Total disk space on c: (Gb)	Free disk space on e: (%)	Total disk space on e: (Gb)	Free disk space on f: (%)	Total disk space on f: (Gb)	Free disk space on g: (%)	Total disk space on g: (Gb)
15-7-2017	56	279	75	558	81	558	60	279
14-7-2017	56	279	75	558	81	558	60	279
13-7-2017	56	279	75	558	81	558	60	279
12-7-2017	56	279	75	558	81	558	60	279
11-7-2017	56	279	75	558	81	558	60	279
10-7-2017	56	279	75	558	81	558	61	279
9-7-2017	49	279	75	558	81	558	60	279

## Harddisk Usage NIX\_PRD\_ORCDB2

	Free disk space on c: (%)	Total disk space on c: (Gb)	Free disk space on e: (%)	Total disk space on e: (Gb)	Free disk space on f: (%)	Total disk space on f: (Gb)	Free disk space on g: (%)	Total disk space on g: (Gb)
15-7-2017	56	279	75	558	81	558	60	279
14-7-2017	56	279	75	558	81	558	60	279
13-7-2017	56	279	75	558	81	558	60	279
12-7-2017	56	279	75	558	81	558	60	279
11-7-2017	56	279	75	558	81	558	60	279
10-7-2017	56	279	75	558	81	558	61	279
9-7-2017	49	279	75	558	81	558	60	279

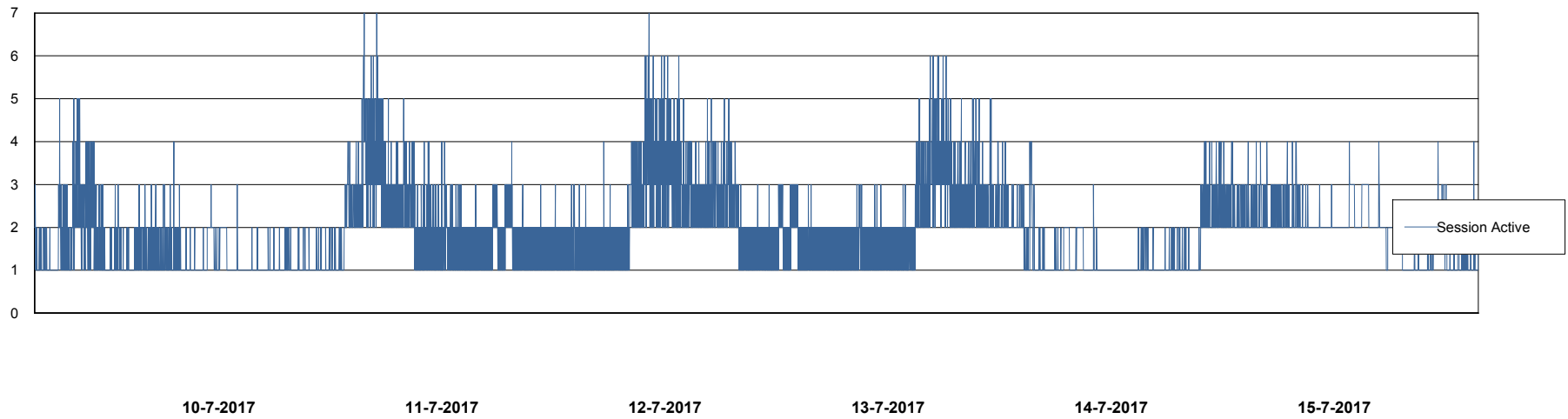
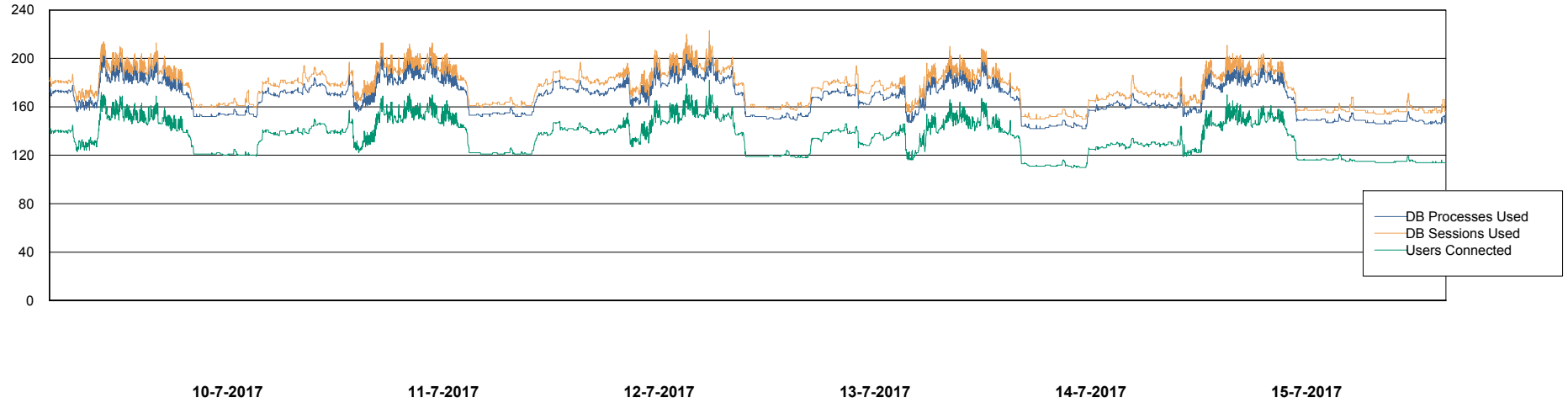
# Weekly SLA Customer Report

Customer NIX\_Production  
Database ID 51



## Database Performance NIXDB\_Production

DB Processes Max 500  
DB Sessions Max 800




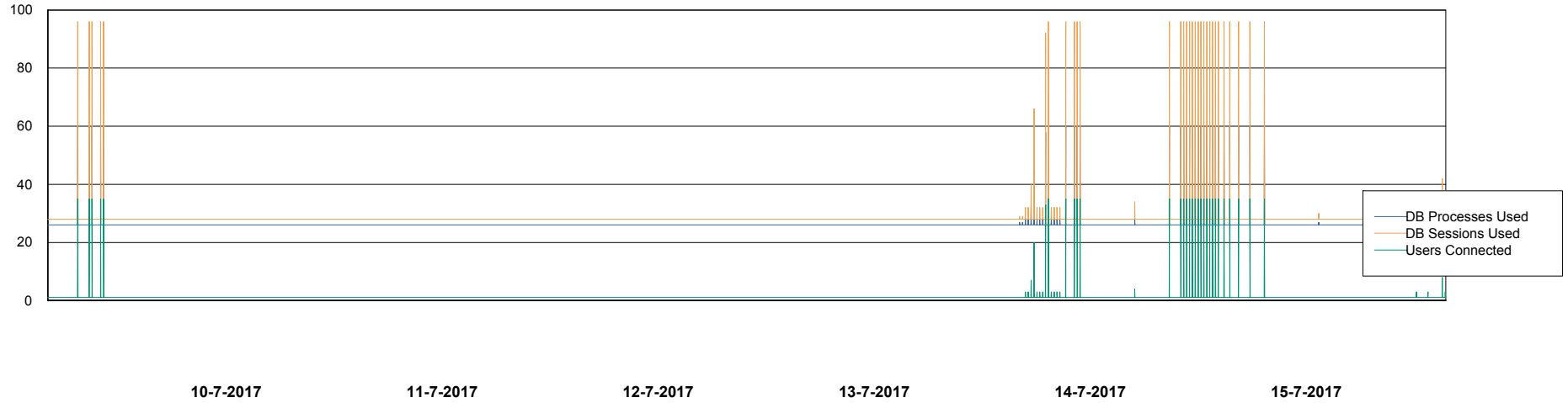
# Weekly SLA Customer Report

Customer NIX\_Production  
Database ID 51



## Database Performance NIXDB\_Standby

DB Processes Max 500  
DB Sessions Max 800



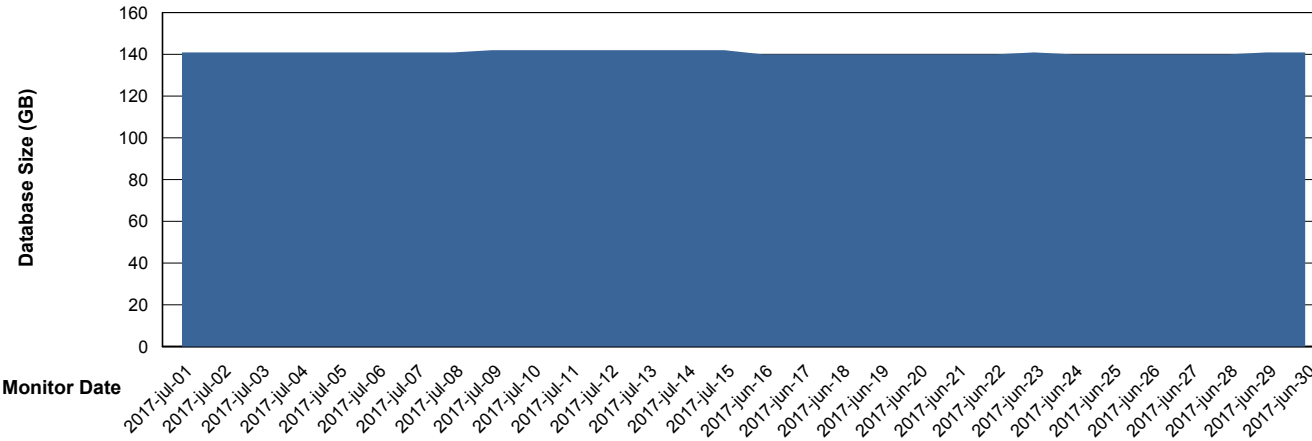
# Weekly SLA Customer Report

Customer NIX\_Production  
 Database ID 51



DATABASE SIZE NIXDB\_Production

Database growth over last month



Database Tablespace NIXDB\_Production

Date	Tablespace Name	Filesize (Gb)	Usedsize (Gb)	Percentage free
15-7-2017	ABSDATA	59	51	14
	INDX	105	90	14
14-7-2017	ABSDATA	59	51	14
	INDX	105	90	14
13-7-2017	ABSDATA	59	51	14
	INDX	105	90	14
12-7-2017	ABSDATA	59	51	14
	INDX	105	90	14
11-7-2017	ABSDATA	59	51	14
	INDX	105	90	14
10-7-2017	ABSDATA	59	51	14
	INDX	105	90	14
9-7-2017	ABSDATA	59	50	15
	INDX	105	90	14

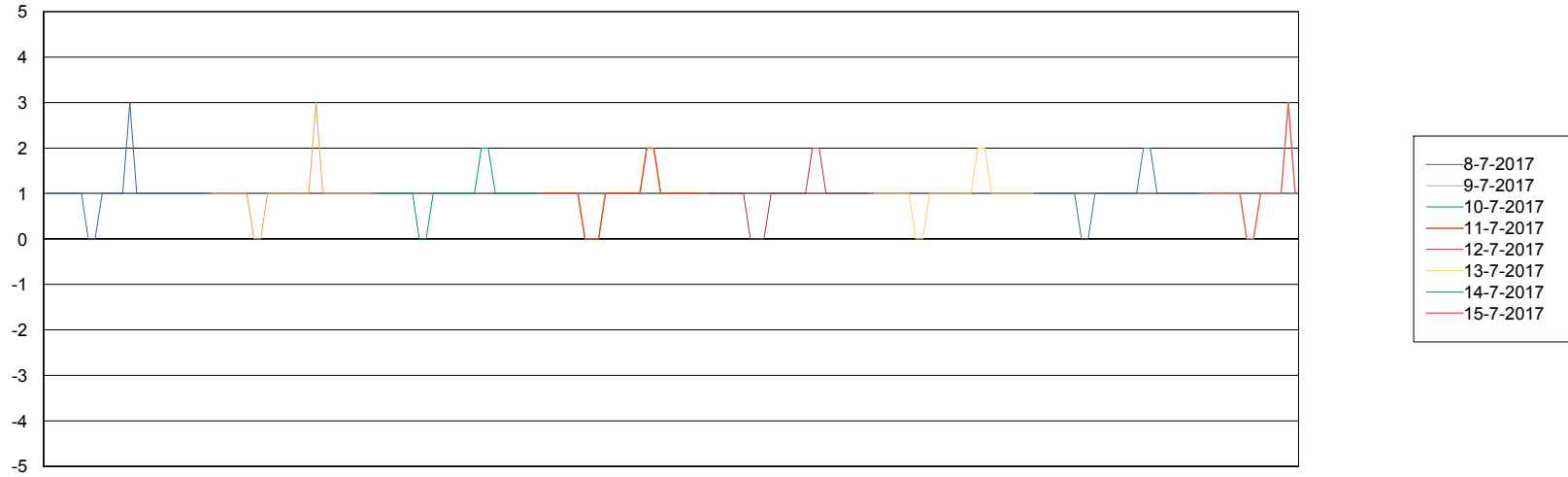
# Weekly SLA Customer Report

Customer NIX\_Production  
Database ID 51



Standby Database Health NIX\_Production

## Recovery lag for last 7 days



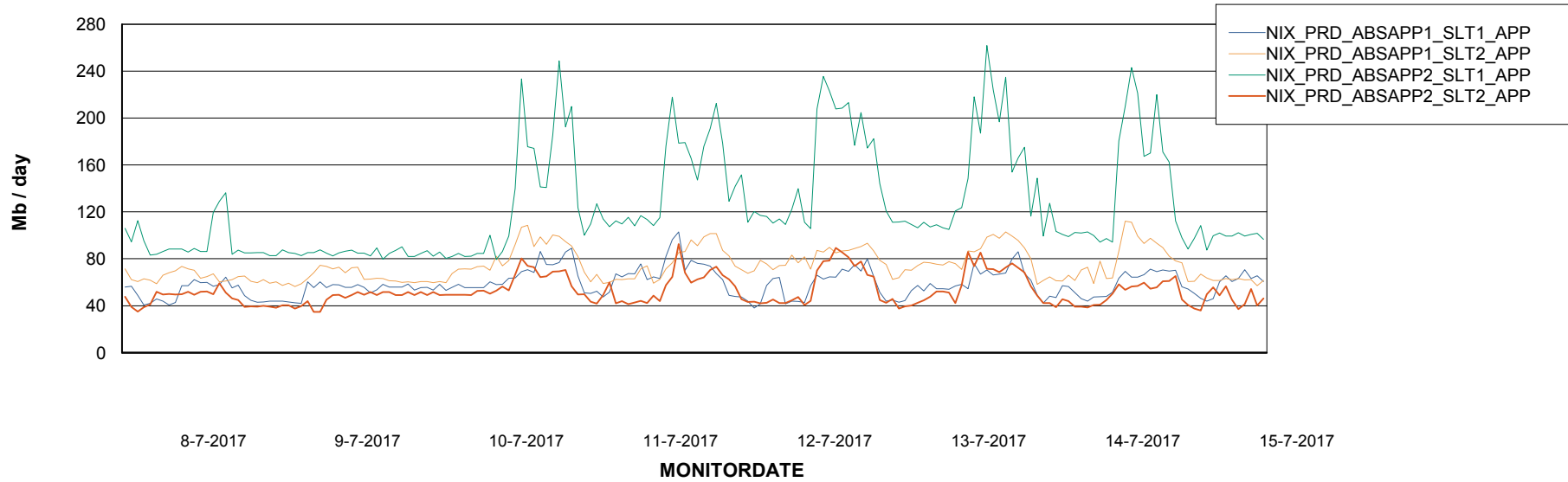
# Weekly SLA Customer Report

Customer NIX\_Production  
Database ID 51

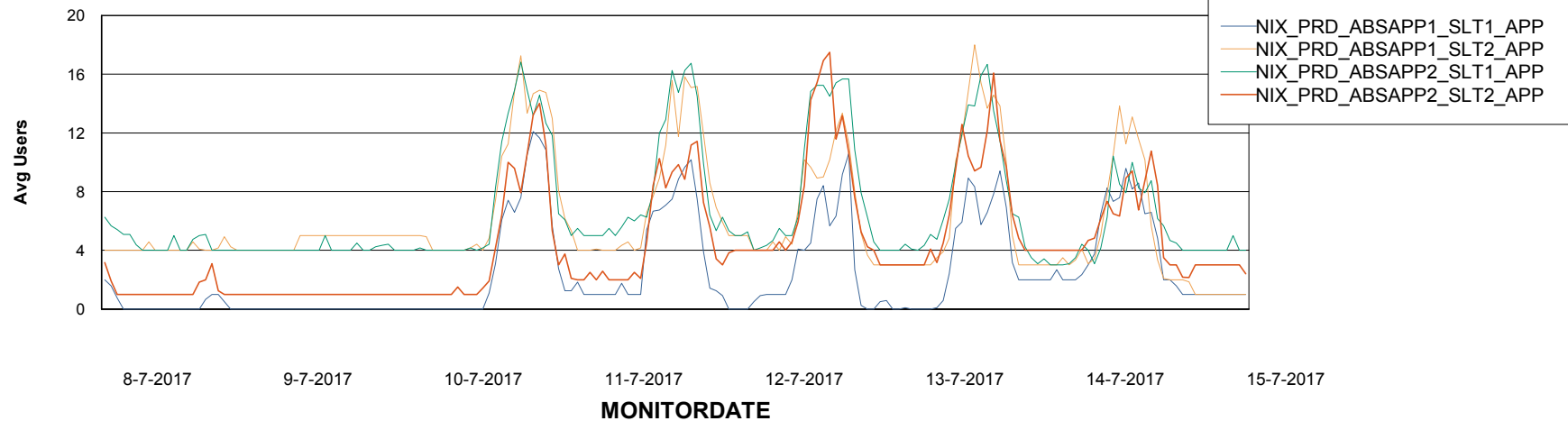


## ABSSolute Application Server Services

### Avg memory used per ABS Server Service



### Avg users per day per ABS server



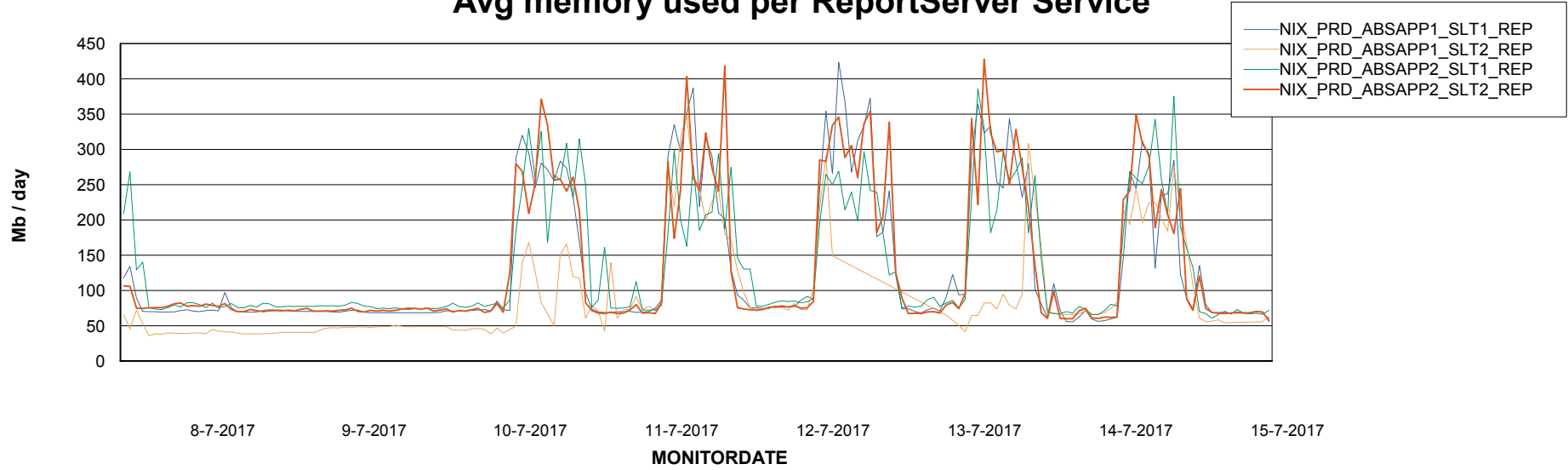
# Weekly SLA Customer Report

Customer NIX\_Production  
Database ID 51



## ABSSolute Application ReportServer Services

### Avg memory used per ReportServer Service



### Disaster per ABS component

