

Weekly SLA Customer Report

Customer CLO Production
Database ID 38



Harddisk Usage CLO_PRD_CLO_ORACLE_001

	Free disk space on c: (%)	Total disk space on c: (Gb)	Free disk space on d: (%)	Total disk space on d: (Gb)	Free disk space on e: (%)	Total disk space on e: (Gb)	Free disk space on f: (%)	Total disk space on f: (Gb)
10-7-2017	18	137	29	137	16	107	49	466
9-7-2017	18	137	29	137	15	107	49	466
8-7-2017	18	137	29	137	14	107	49	466
7-7-2017	19	137	29	137	14	107	49	466
6-7-2017	19	137	29	137	15	107	49	466
5-7-2017	19	137	29	137	24	107	49	466
4-7-2017	19	137	24	137	33	107	49	466

Harddisk Usage CLO_PRD_CLO_ORACLE_002

	Free disk space on c: (%)	Total disk space on c: (Gb)	Free disk space on d: (%)	Total disk space on d: (Gb)	Free disk space on e: (%)	Total disk space on e: (Gb)
10-7-2017	21	273	10	137	15	107
9-7-2017	21	273	10	137	14	107
8-7-2017	21	273	10	137	12	107
7-7-2017	21	273	10	137	12	107
6-7-2017	21	273	10	137	14	107
5-7-2017	21	273	10	137	22	107
4-7-2017	18	273	11	137	32	107

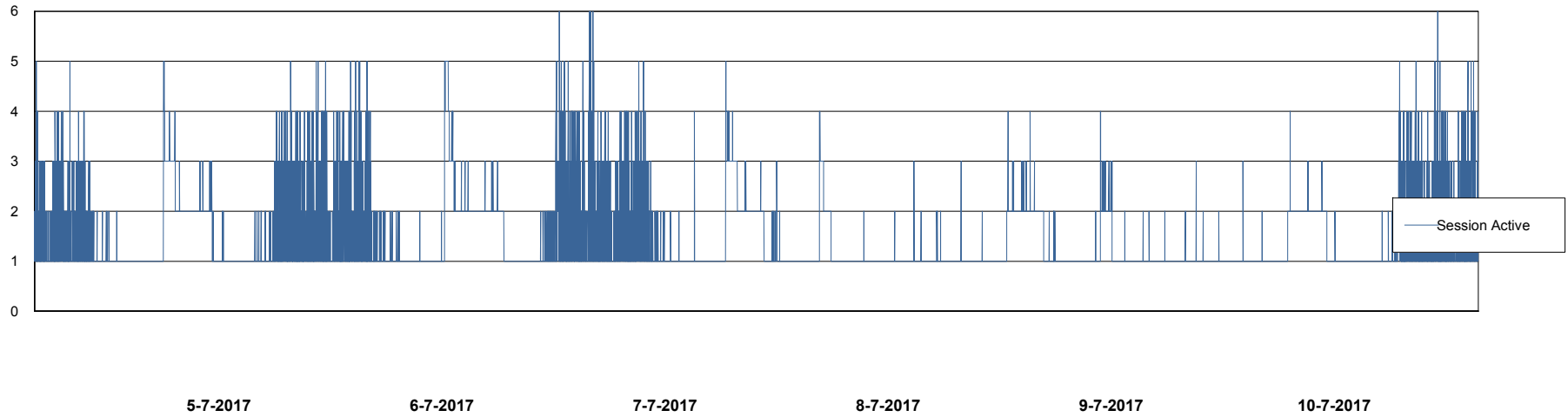
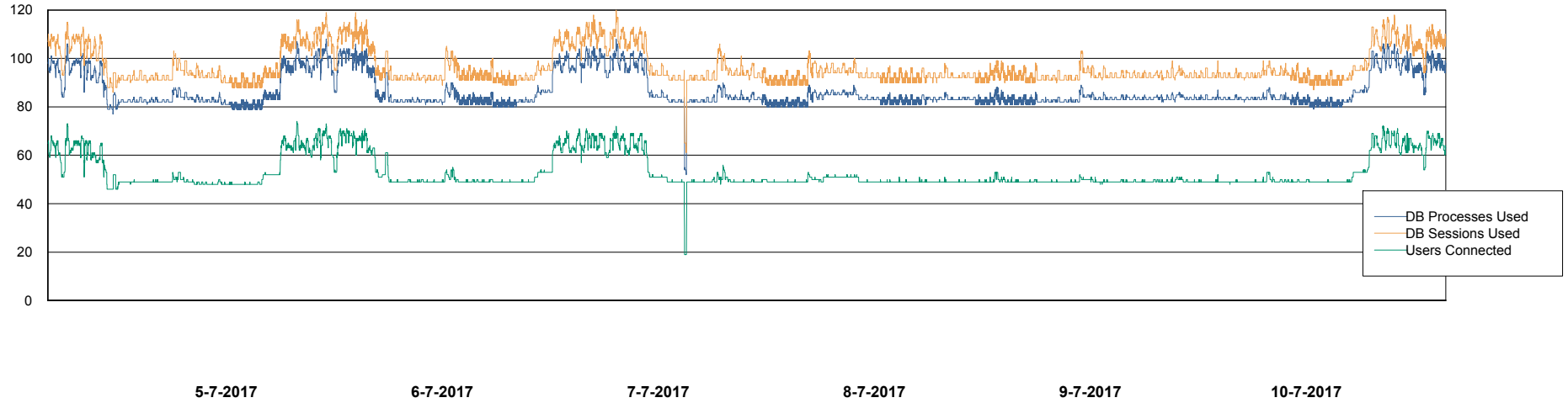
Weekly SLA Customer Report

Customer CLO Production
Database ID 38



Database Performance CLODB_Production

DB Processes Max 500
DB Sessions Max 792



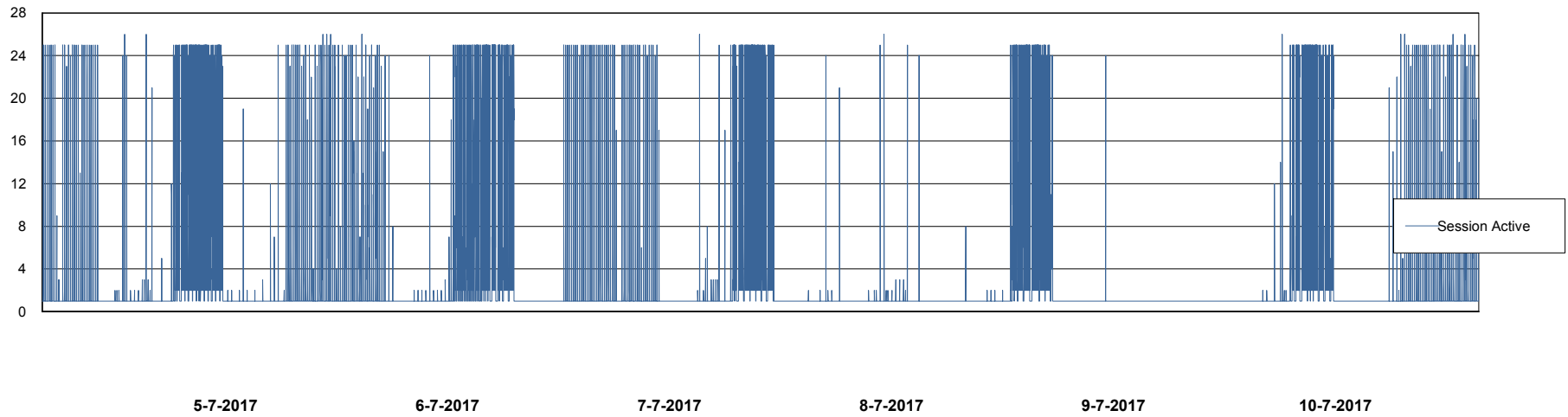
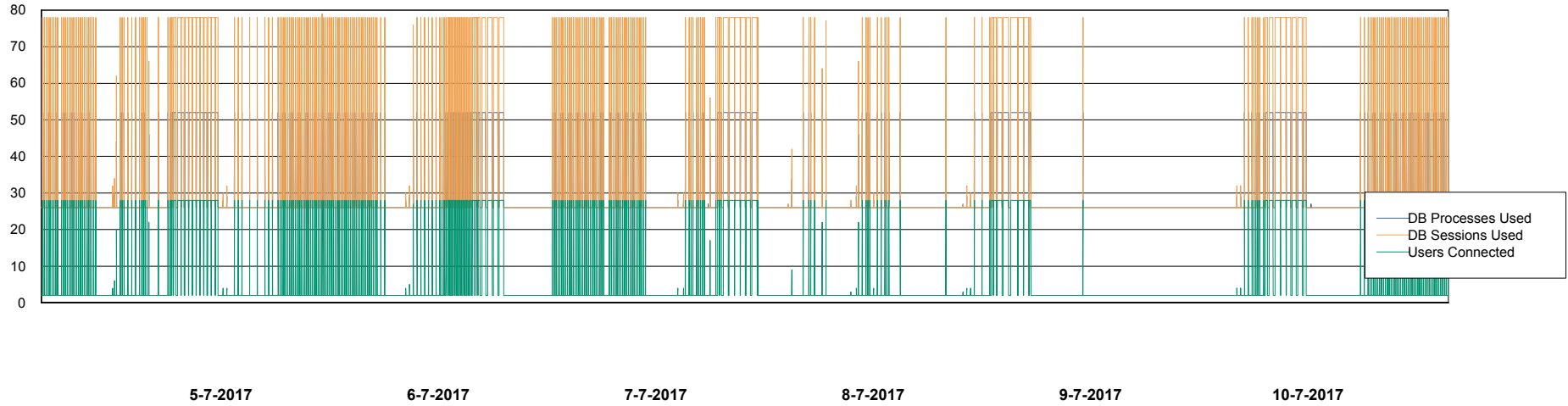
Weekly SLA Customer Report

Customer CLO Production
Database ID 38



Database Performance CLODB_Standby

DB Processes Max 500
DB Sessions Max 792



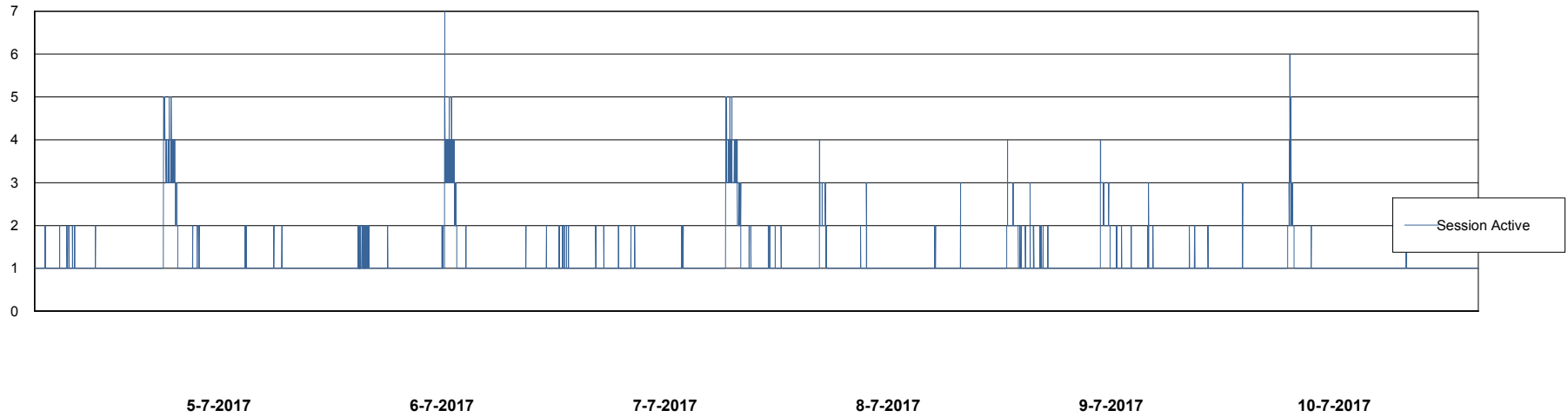
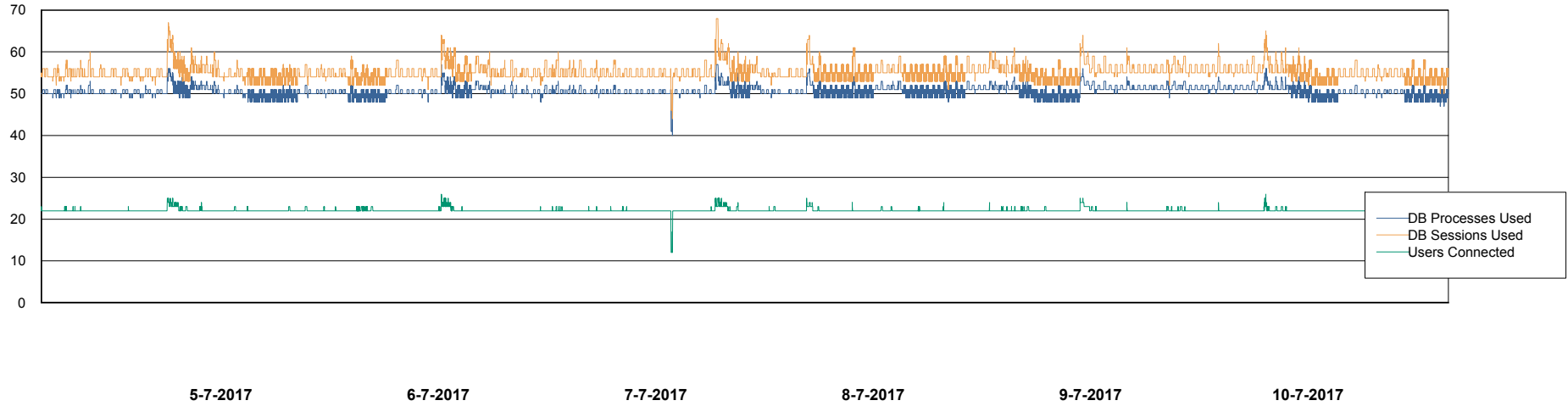
Weekly SLA Customer Report

Customer CLO Production
Database ID 38



Database Performance CLODB_Test

DB Processes Max 500
DB Sessions Max 792



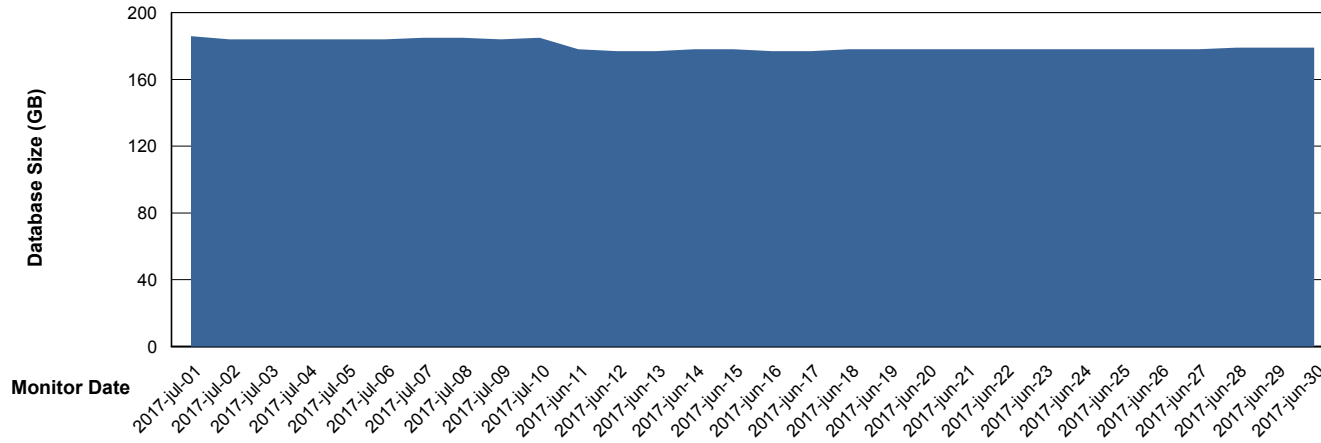
Weekly SLA Customer Report

Customer CLO Production
Database ID 38



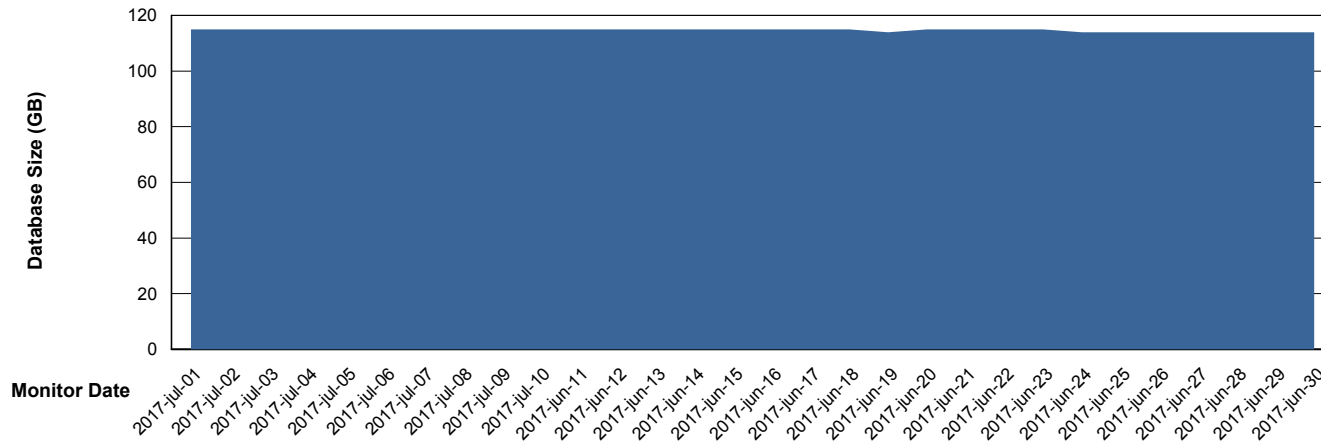
DATABASE SIZE CLODB_Production

Database growth over last month



DATABASE SIZE CLODB_Test

Database growth over last month



Weekly SLA Customer Report

Customer CLO Production
 Database ID 38



Database Tablespace		CLODB_Production		
Date	Tablespace Name	Filesize (Gb)	Usedsize (Gb)	Percentage free
10-7-2017	ABSDATA	97	92	5
	INDX	101	93	8
9-7-2017	ABSDATA	97	92	5
	INDX	101	93	8
8-7-2017	ABSDATA	97	92	5
	INDX	101	93	8
7-7-2017	ABSDATA	97	92	5
	INDX	101	93	8
6-7-2017	ABSDATA	97	92	5
	INDX	101	92	9
5-7-2017	ABSDATA	97	92	5
	INDX	101	92	9
4-7-2017	ABSDATA	97	92	5
	INDX	101	92	9

Weekly SLA Customer Report

Customer CLO Production
 Database ID 38

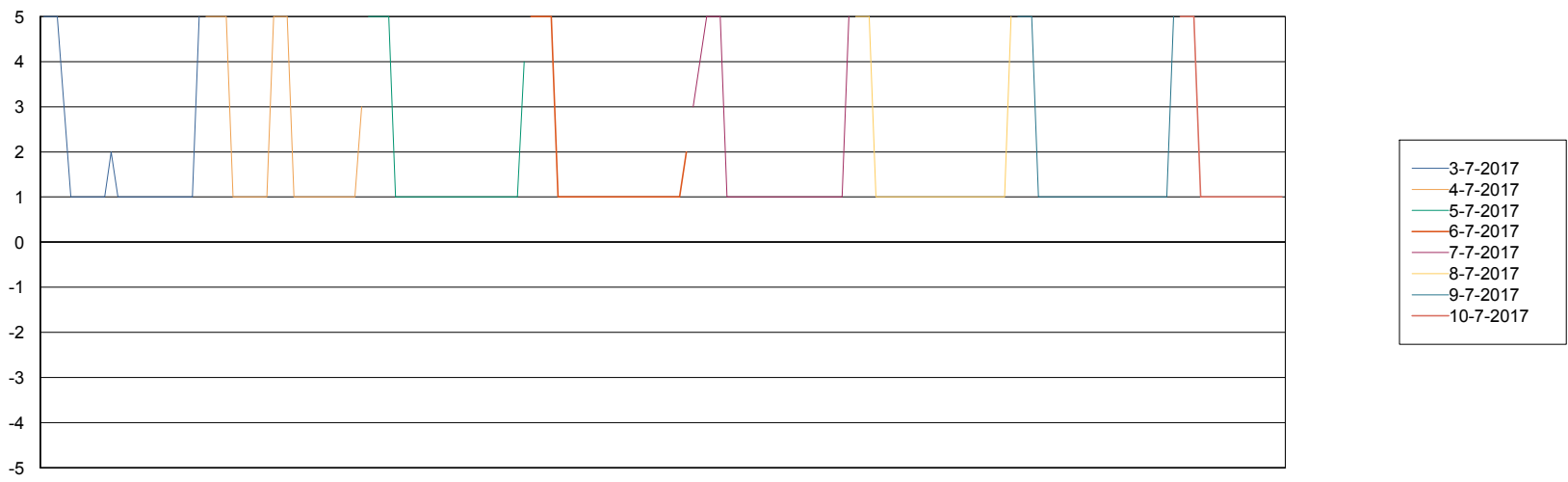


Database Tablespace CLODB_Test

Date	Tablespace Name	Filesize (Gb)	Usedsize (Gb)	Percentage free
10-7-2017	ABSDATA	65	63	3
	INDX	54	53	2
9-7-2017	ABSDATA	65	63	3
	INDX	54	53	2
8-7-2017	ABSDATA	65	63	3
	INDX	54	53	2
7-7-2017	ABSDATA	65	63	3
	INDX	54	53	2
6-7-2017	ABSDATA	65	63	3
	INDX	54	53	2
5-7-2017	ABSDATA	65	63	3
	INDX	54	53	2
4-7-2017	ABSDATA	65	63	3
	INDX	54	53	2

Standby Database Health CLO Production

Recovery lag for last 7 days



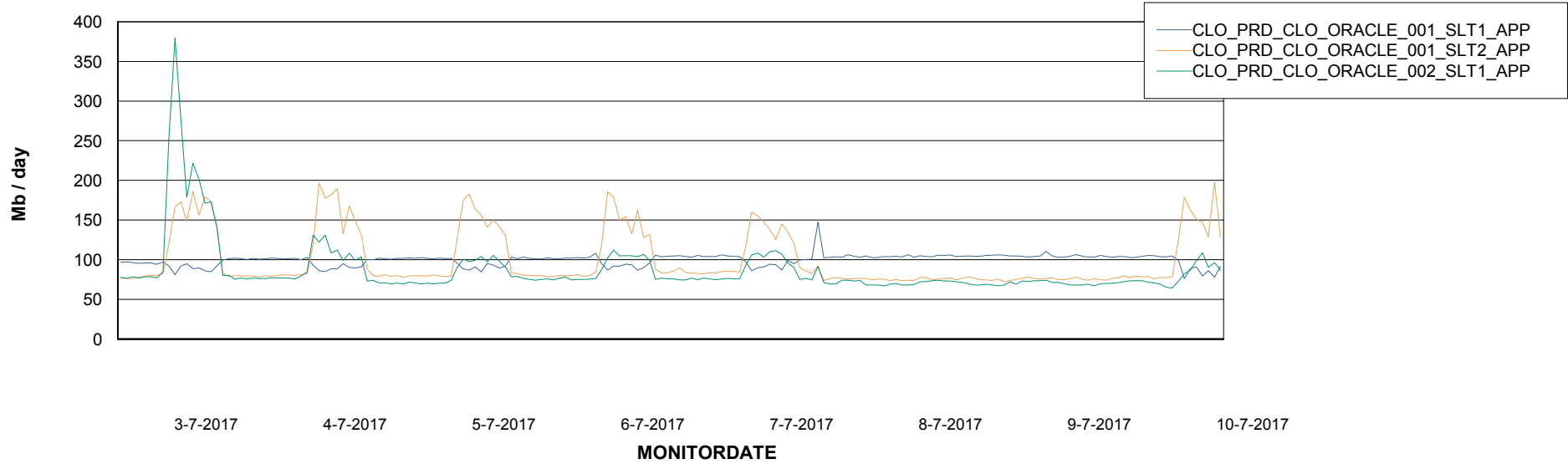
Weekly SLA Customer Report

Customer CLO Production
Database ID 38

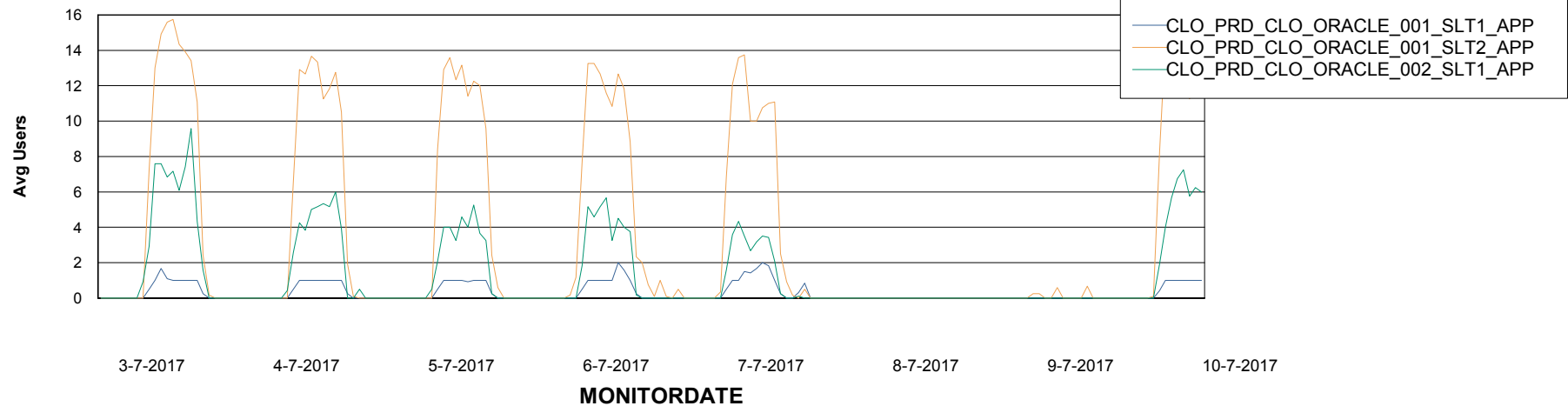


ABSSolute Application Server Services

Avg memory used per ABS Server Service



Avg users per day per ABS server



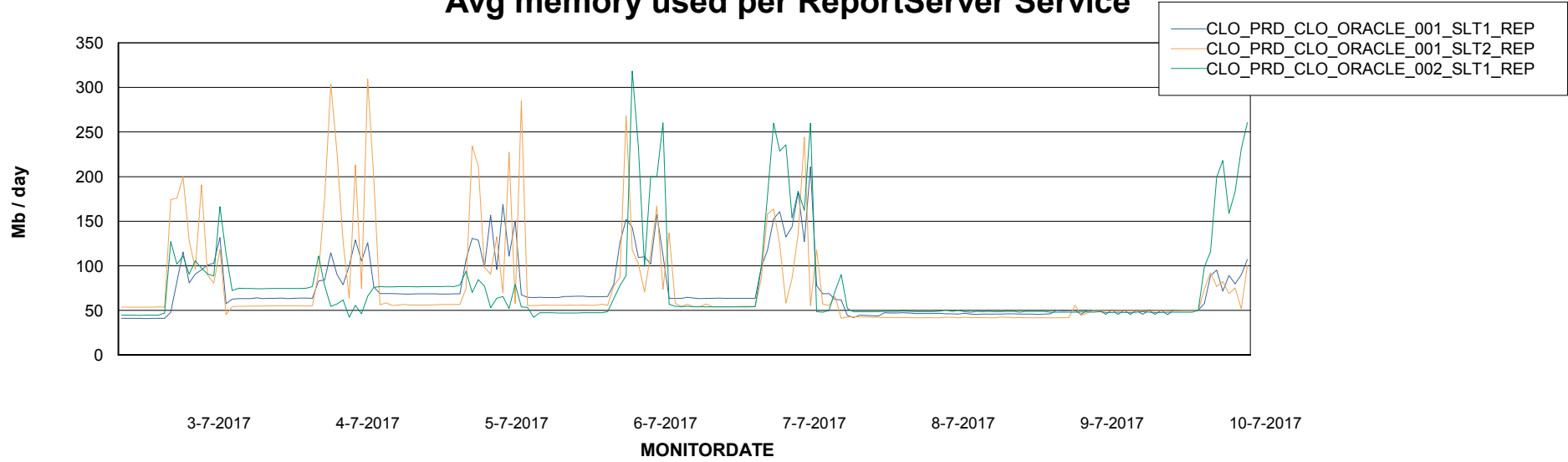
Weekly SLA Customer Report

Customer CLO Production
Database ID 38



ABSSolute Application ReportServer Services

Avg memory used per ReportServer Service



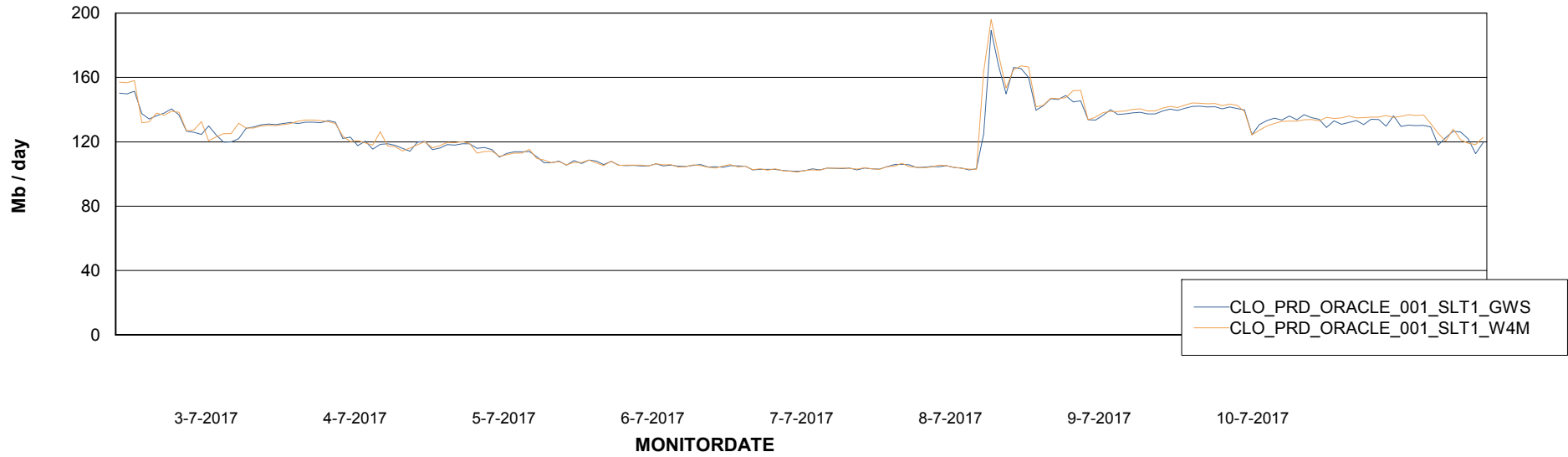
Weekly SLA Customer Report

Customer CLO Production
Database ID 38



ABSSolute Web Component Services

Avg memory used per ABS Web component



Weekly SLA Customer Report

Customer CLO Production
Database ID 38



Disaster per ABS component

