

# Weekly SLA Customer Report

Customer SPI\_Production  
Database ID 49



## Harddisk Usage SPI\_PRD\_ORACLE1

	Free disk space on c: (%)	Total disk space on c: (Gb)	Free disk space on e: (%)	Total disk space on e: (Gb)
5-7-2017	25	80	45	80
4-7-2017	25	80	45	80
3-7-2017	25	80	45	80
2-7-2017	25	80	45	80
1-7-2017	25	80	45	80
30-6-2017	25	80	45	80
29-6-2017	25	80	45	80

## Harddisk Usage SPI\_Webserver

	Free disk space on c: (%)	Total disk space on c: (Gb)	Free disk space on e: (%)	Total disk space on e: (Gb)
5-7-2017	22	60	63	80
4-7-2017	22	60	63	80
3-7-2017	22	60	63	80
2-7-2017	22	60	63	80
1-7-2017	22	60	63	80
30-6-2017	22	60	63	80
29-6-2017	22	60	63	80

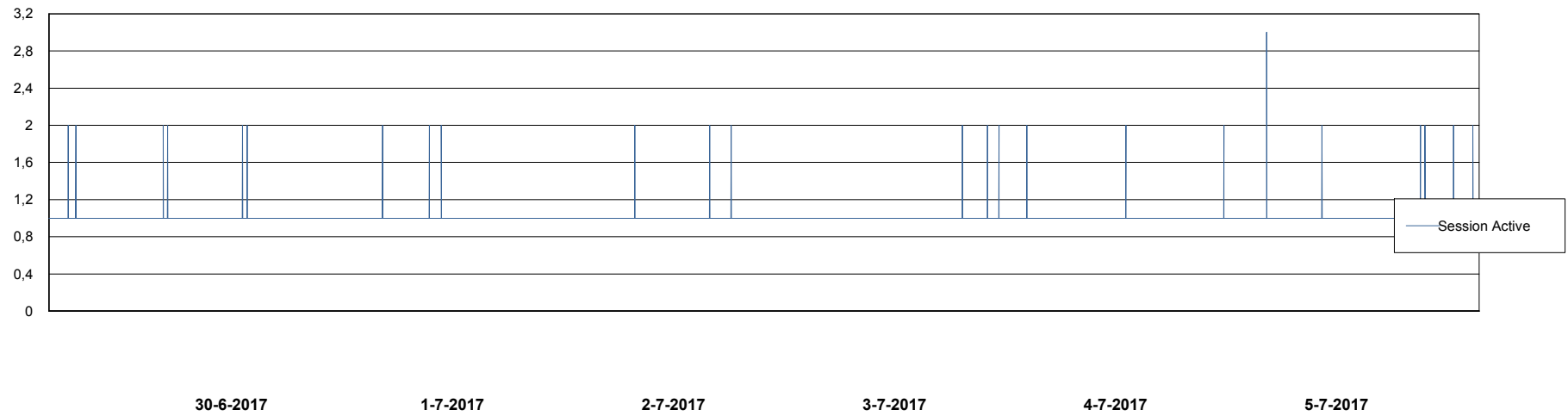
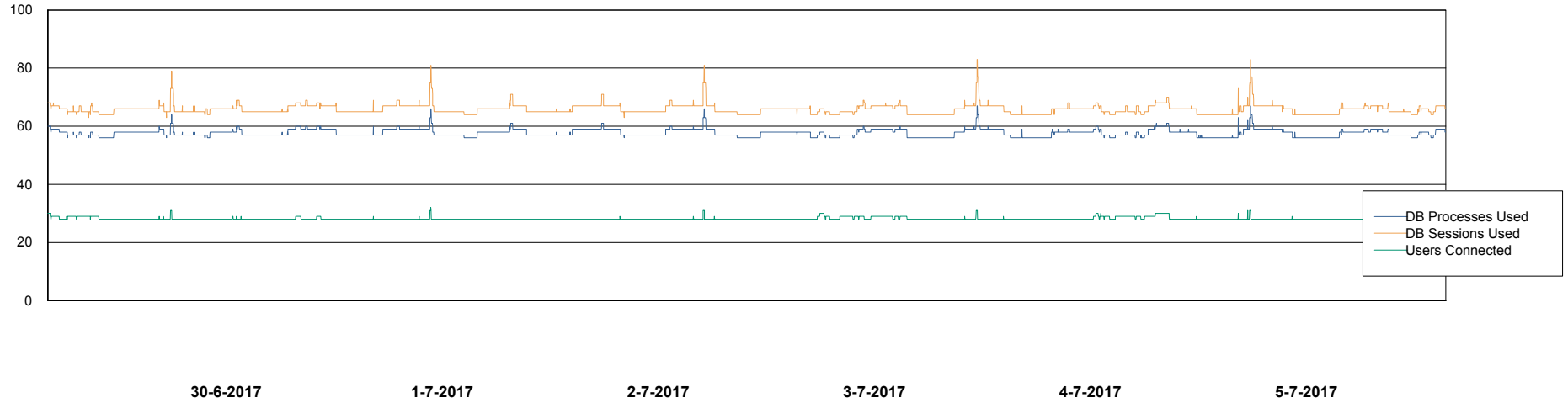
# Weekly SLA Customer Report

Customer SPI\_Production  
Database ID 49



## Database Performance SPIDB\_Production

DB Processes Max 150  
DB Sessions Max 248



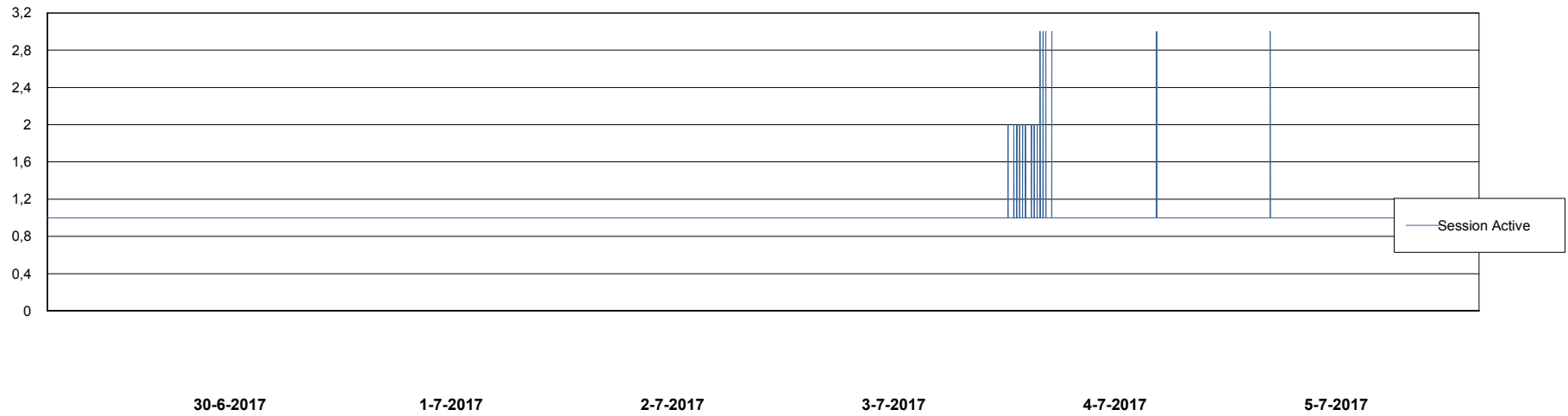
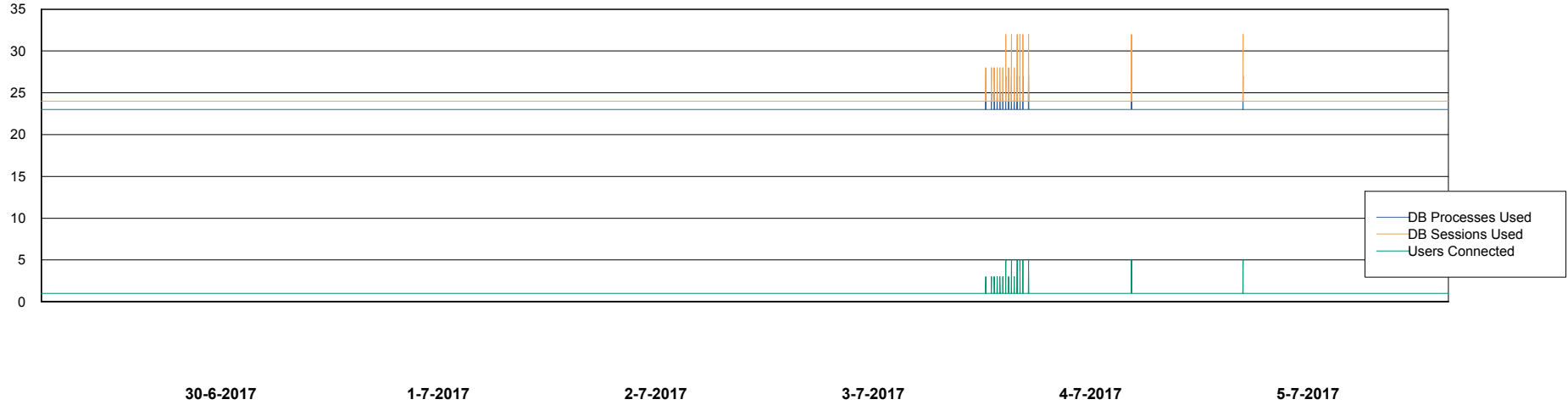
# Weekly SLA Customer Report

Customer SPI\_Production  
Database ID 49



## Database Performance SPIDB\_Standby

DB Processes Max 150  
DB Sessions Max 248



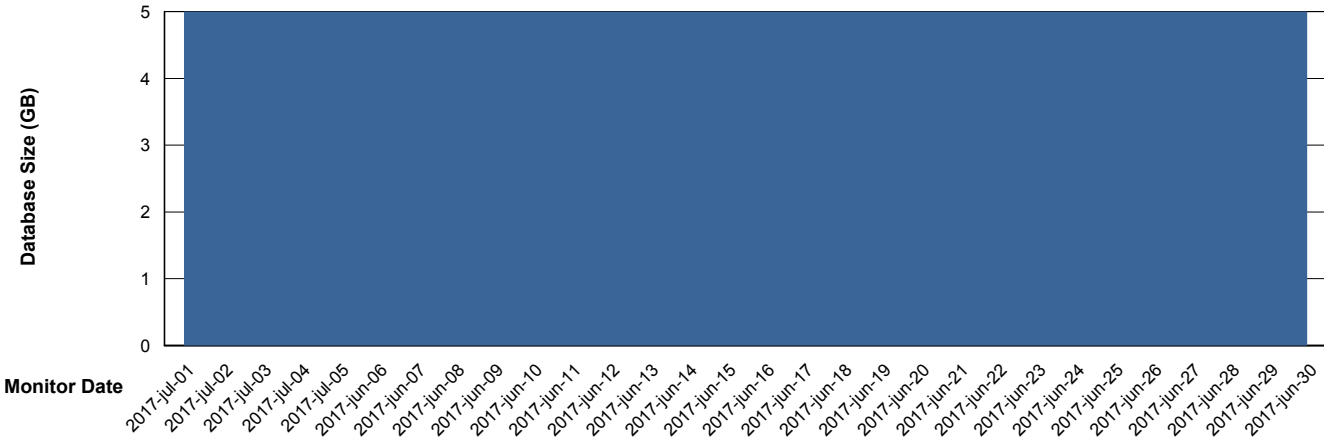
# Weekly SLA Customer Report

Customer SPI\_Production  
 Database ID 49



DATABASE SIZE SPIDB\_Production

## Database growth over last month



Database Tablespace SPIDB\_Production

Date	Tablespace Name	Filesize (Gb)	Usedsize (Gb)	Percentage free
5-7-2017	ABSDATA	4	1	75
	INDX	6	1	83
4-7-2017	ABSDATA	4	1	75
	INDX	6	1	83
3-7-2017	ABSDATA	4	1	75
	INDX	6	1	83
2-7-2017	ABSDATA	4	1	75
	INDX	6	1	83
1-7-2017	ABSDATA	4	1	75
	INDX	6	1	83
30-6-2017	ABSDATA	4	1	75
	INDX	6	1	83
29-6-2017	ABSDATA	4	1	75
	INDX	6	1	83

# Weekly SLA Customer Report

---

Customer SPI\_Production  
Database ID 49

