

Weekly SLA Customer Report

Customer CLO Production
Database ID 38



Harddisk Usage CLO_PRD_CLO_ORACLE_001

	Free disk space on c: (%)	Total disk space on c: (Gb)	Free disk space on d: (%)	Total disk space on d: (Gb)	Free disk space on e: (%)	Total disk space on e: (Gb)	Free disk space on f: (%)	Total disk space on f: (Gb)
5-7-2017	19	137	29	137	24	107	49	466
4-7-2017	19	137	24	137	33	107	49	466
3-7-2017	18	137	16	137	26	107	49	466
2-7-2017	18	137	3	137	24	107	49	466
1-7-2017	18	137	14	137	27	107	49	466
30-6-2017	26	137	18	137	46	107	93	466
29-6-2017	27	137	23	137	48	107	99	466

Harddisk Usage CLO_PRD_CLO_ORACLE_002

	Free disk space on c: (%)	Total disk space on c: (Gb)	Free disk space on d: (%)	Total disk space on d: (Gb)	Free disk space on e: (%)	Total disk space on e: (Gb)
5-7-2017	21	273	10	137	23	107
4-7-2017	18	273	11	137	32	107
3-7-2017	14	273	11	137	24	107
2-7-2017	14	273	11	137	22	107
1-7-2017	14	273	11	137	25	107
30-6-2017	17	273	10	137	45	107
29-6-2017	18	273	10	137	48	107

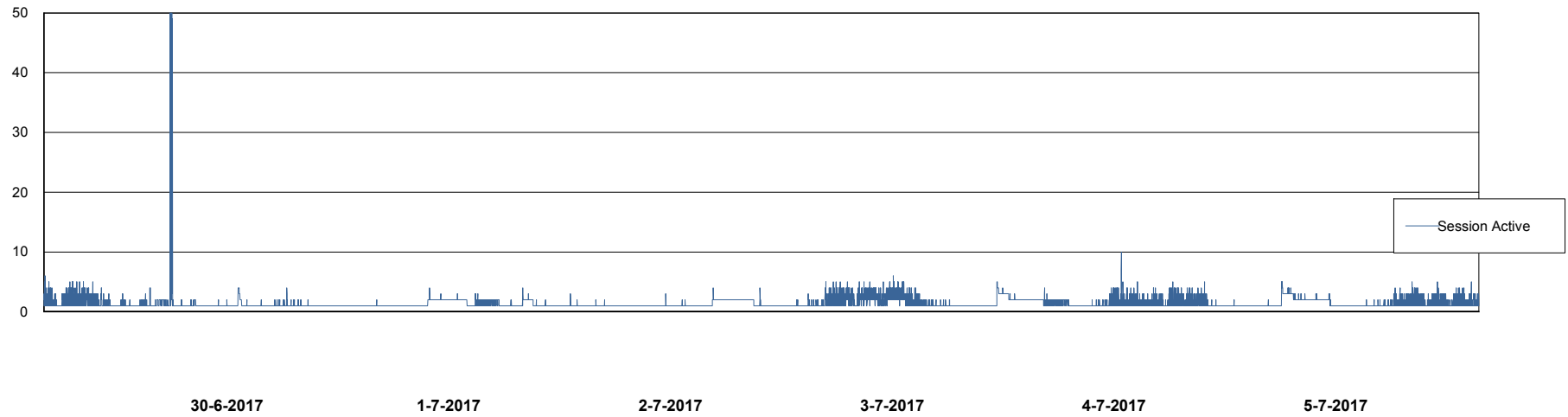
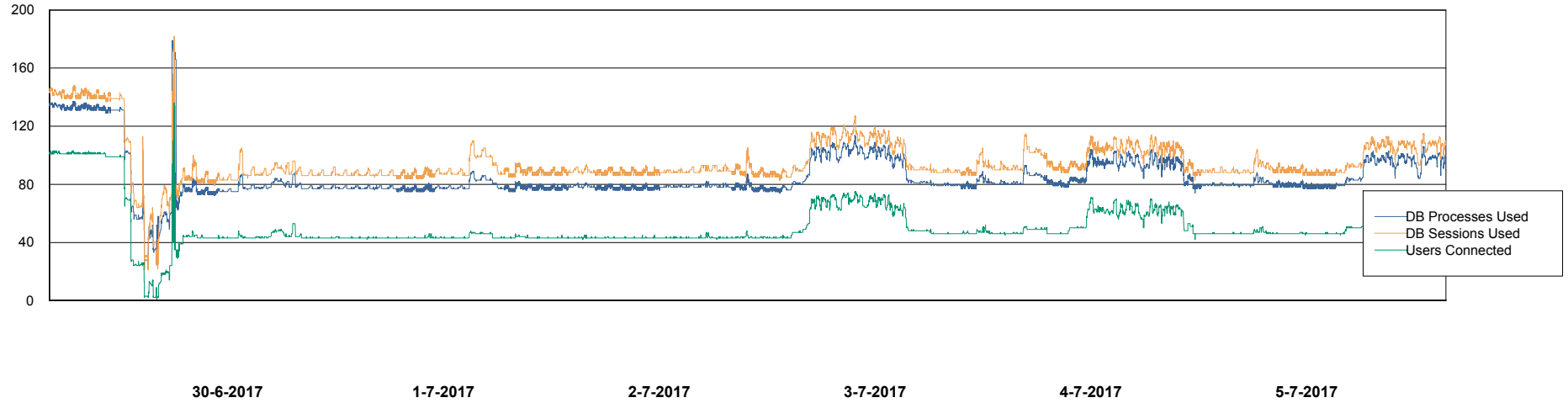
Weekly SLA Customer Report

Customer CLO Production
Database ID 38



Database Performance CLODB_Production

DB Processes Max 500
DB Sessions Max 792



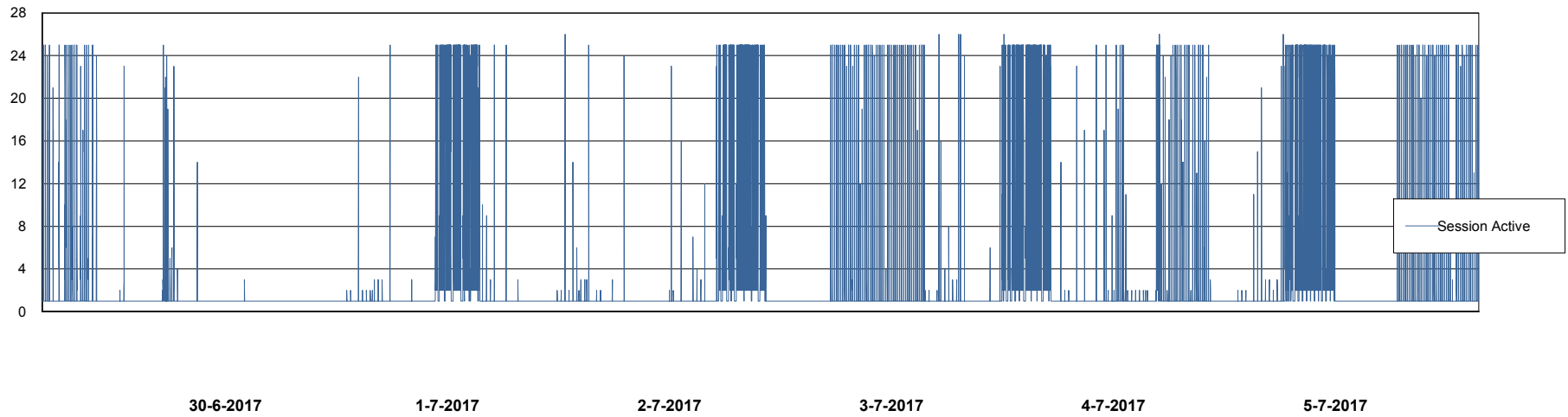
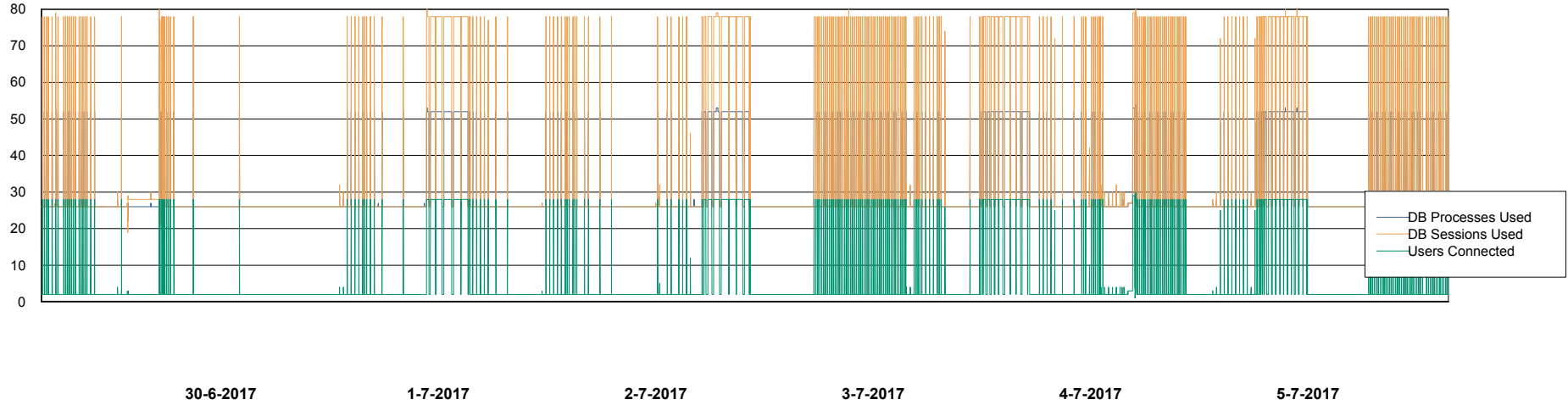
Weekly SLA Customer Report

Customer CLO Production
Database ID 38



Database Performance CLODB_Standby

DB Processes Max 500
DB Sessions Max 792



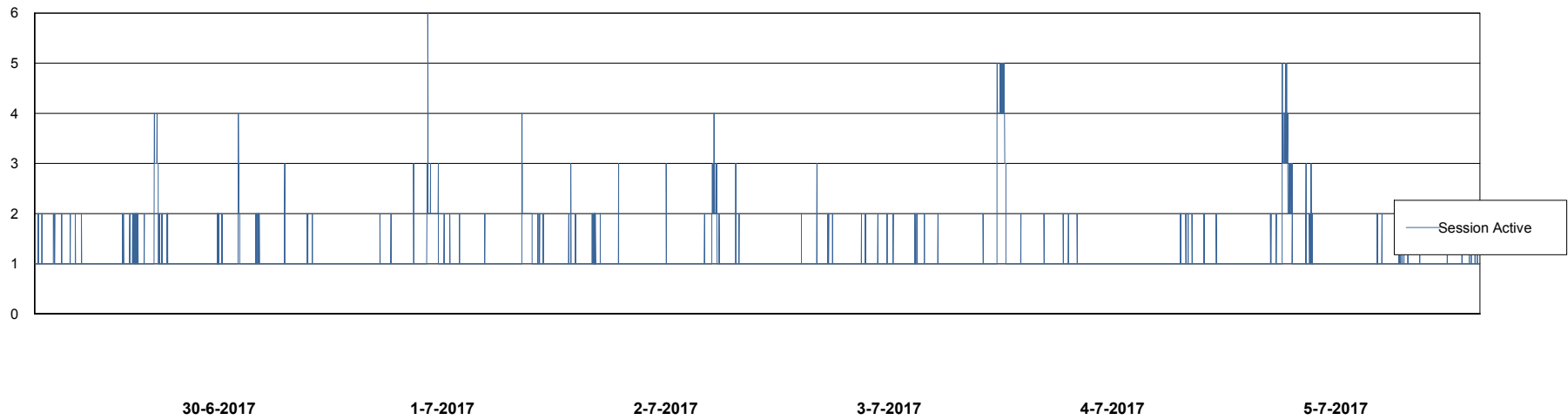
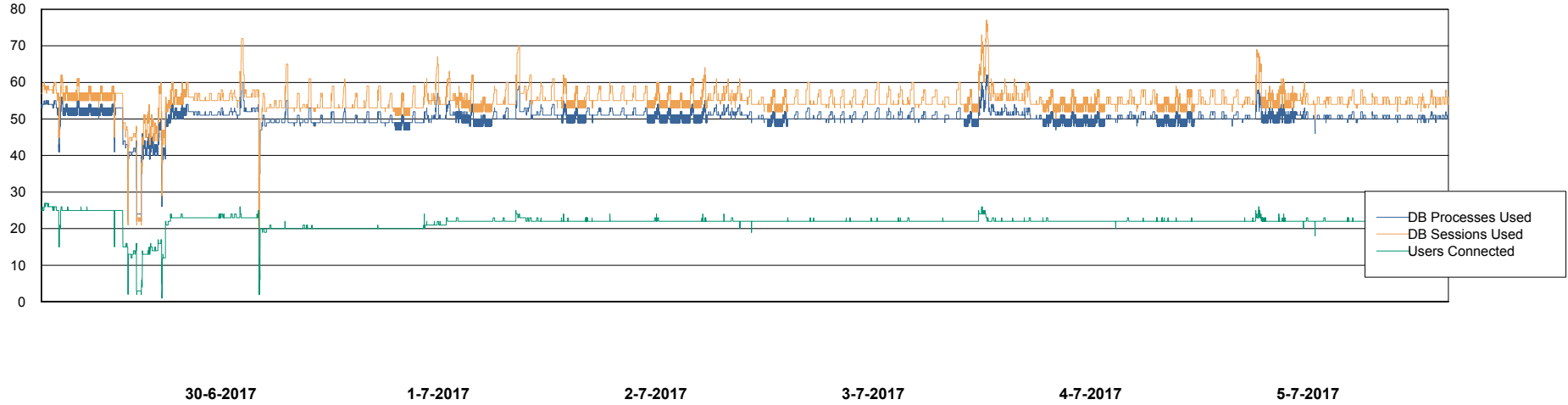
Weekly SLA Customer Report

Customer CLO Production
Database ID 38



Database Performance CLODB_Test

DB Processes Max 500
DB Sessions Max 792



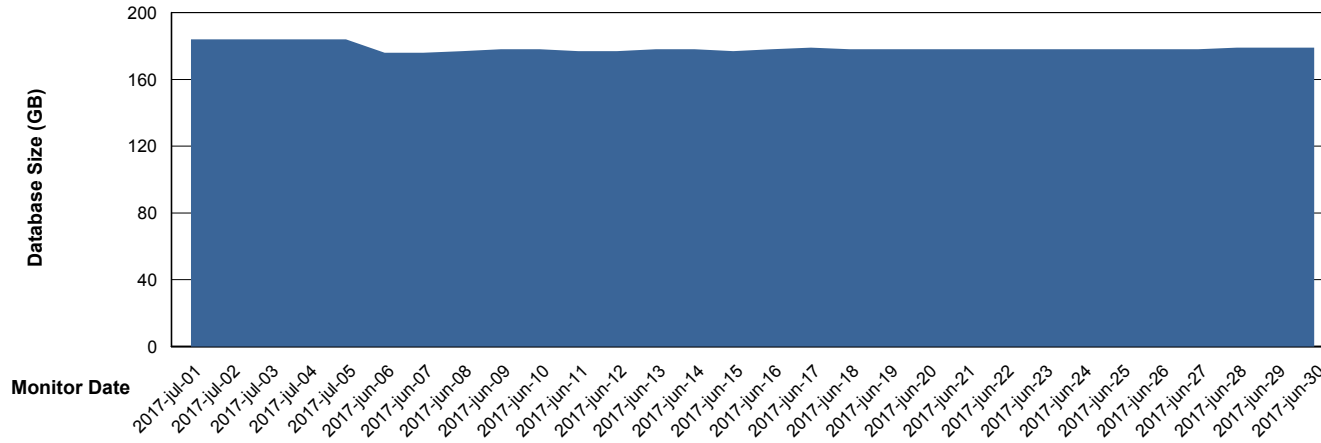
Weekly SLA Customer Report

Customer CLO Production
Database ID 38



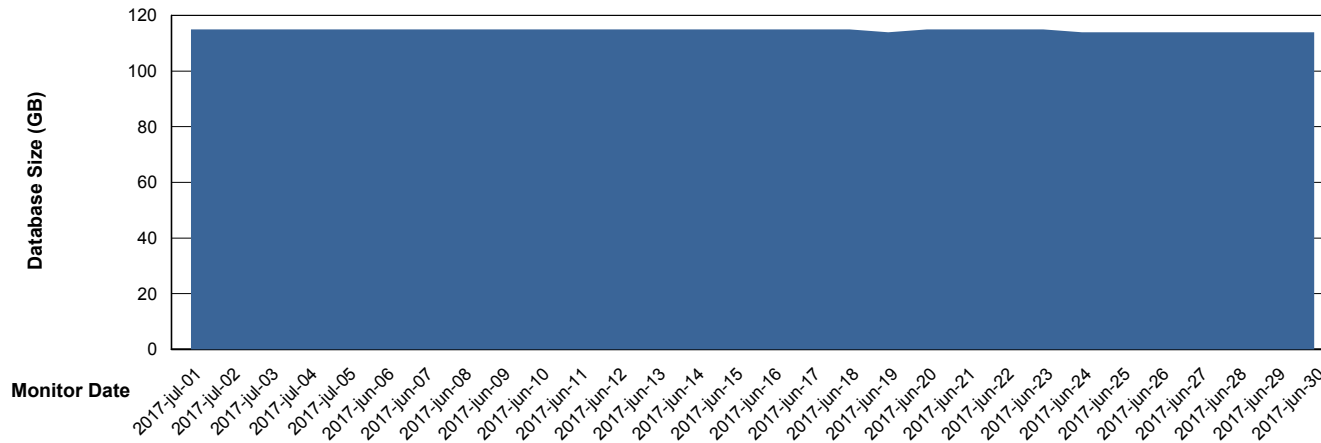
DATABASE SIZE CLODB_Production

Database growth over last month



DATABASE SIZE CLODB_Test

Database growth over last month



Weekly SLA Customer Report

Customer CLO Production
 Database ID 38



Database Tablespace		CLODB_Production		
Date	Tablespace Name	Filesize (Gb)	Usedsize (Gb)	Percentage free
5-7-2017	ABSDATA	97	92	5
	INDX	101	92	9
4-7-2017	ABSDATA	97	92	5
	INDX	101	92	9
3-7-2017	ABSDATA	97	92	5
	INDX	95	92	3
2-7-2017	ABSDATA	97	92	5
	INDX	95	92	3
1-7-2017	ABSDATA	97	92	5
	INDX	95	92	3
30-6-2017	ABSDATA	97	91	6
	INDX	95	90	5
29-6-2017	ABSDATA	97	91	6
	INDX	95	90	5

Weekly SLA Customer Report

Customer CLO Production
 Database ID 38

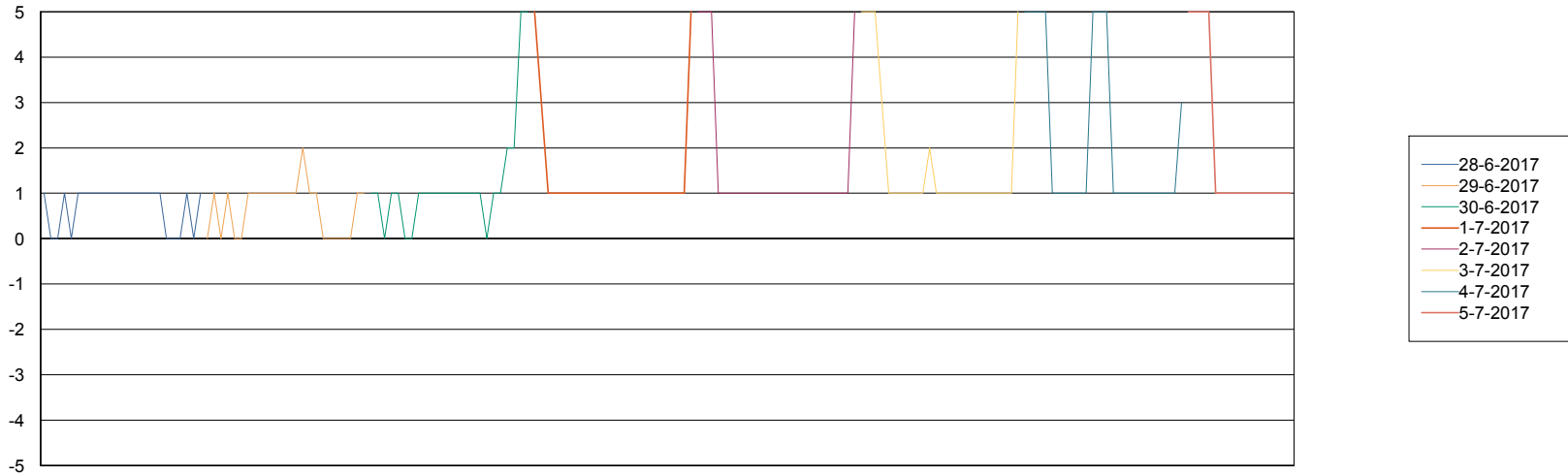


Database Tablespace CLODB_Test

Date	Tablespace Name	Filesize (Gb)	Usedsize (Gb)	Percentage free
5-7-2017	ABSDATA	65	63	3
	INDX	54	53	2
4-7-2017	ABSDATA	65	63	3
	INDX	54	53	2
3-7-2017	ABSDATA	65	63	3
	INDX	54	53	2
2-7-2017	ABSDATA	65	63	3
	INDX	54	53	2
1-7-2017	ABSDATA	65	63	3
	INDX	54	53	2
30-6-2017	ABSDATA	65	63	3
	INDX	54	53	2
29-6-2017	ABSDATA	63	63	0
	INDX	54	53	2

Standby Database Health CLO Production

Recovery lag for last 7 days



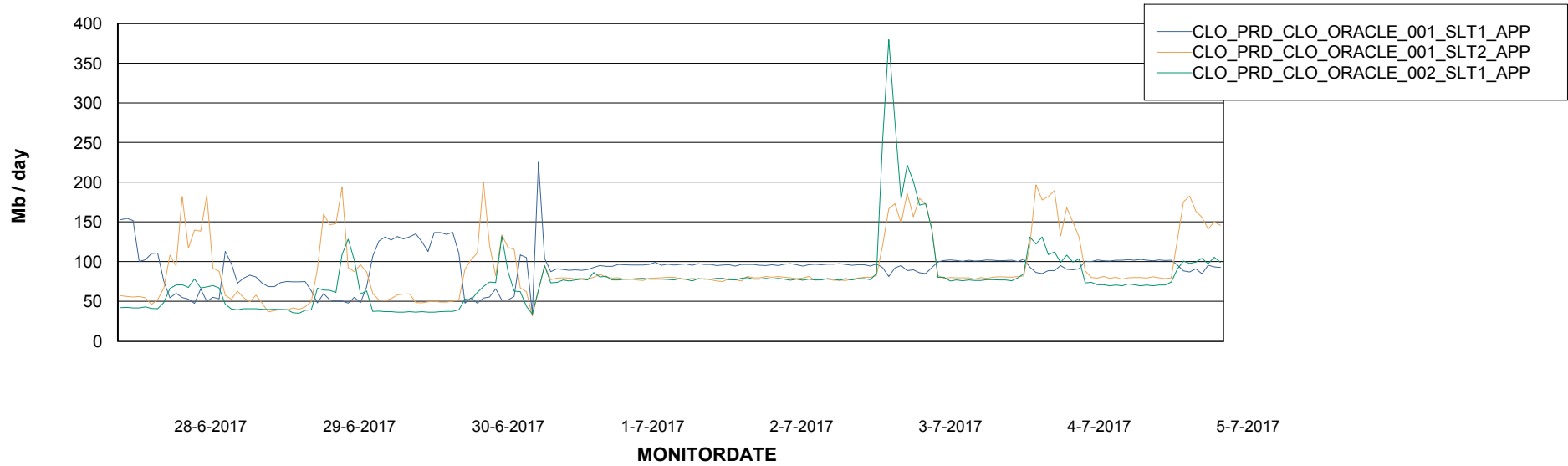
Weekly SLA Customer Report

Customer CLO Production
Database ID 38

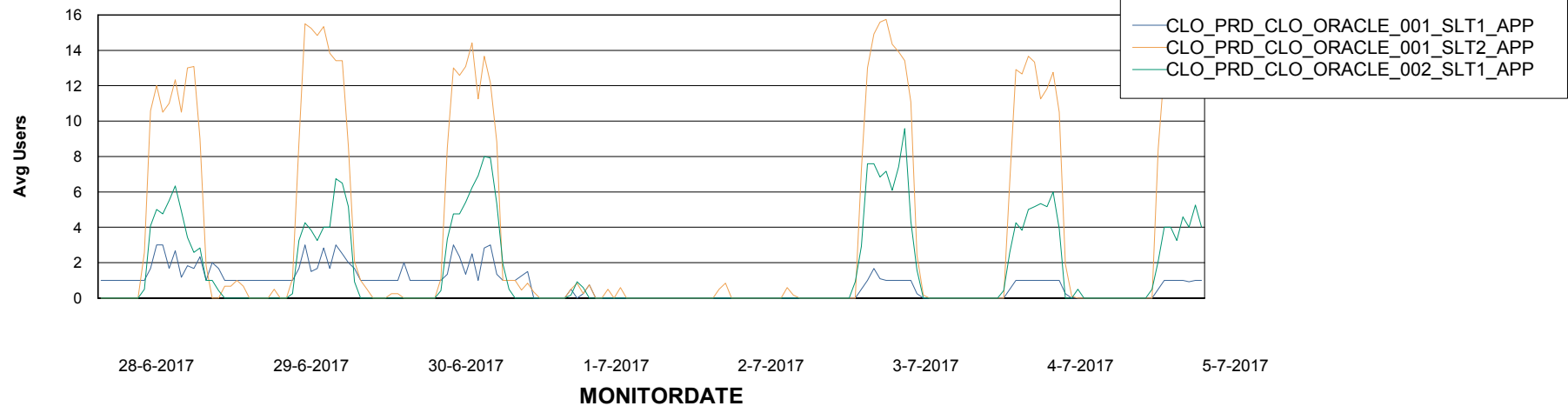


ABSSolute Application Server Services

Avg memory used per ABS Server Service



Avg users per day per ABS server



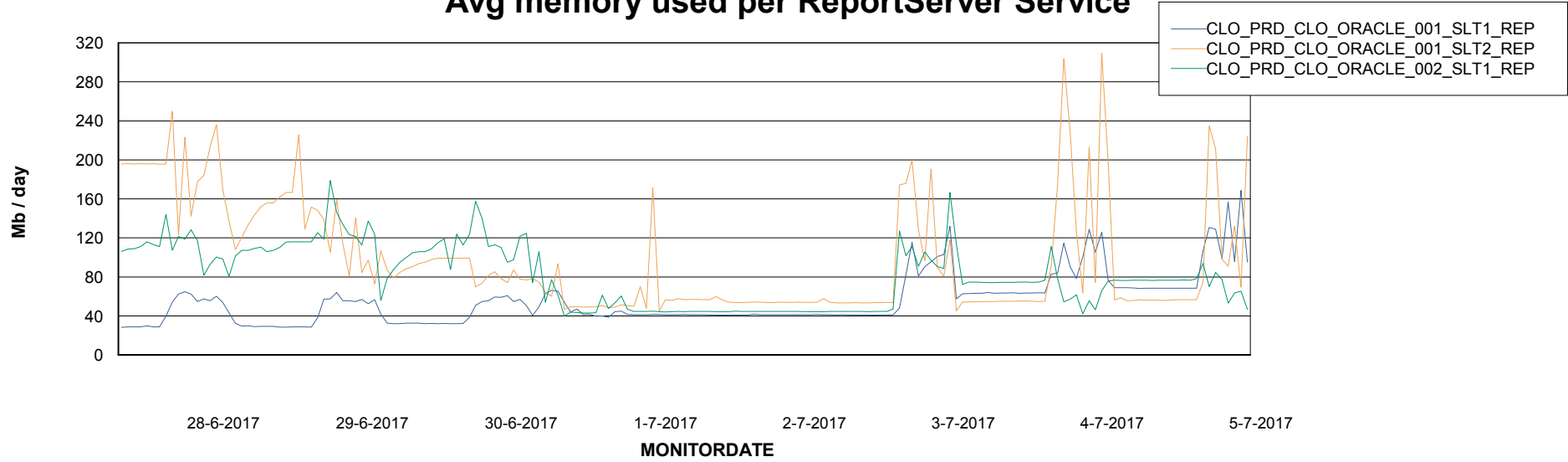
Weekly SLA Customer Report

Customer CLO Production
Database ID 38



ABSSolute Application ReportServer Services

Avg memory used per ReportServer Service



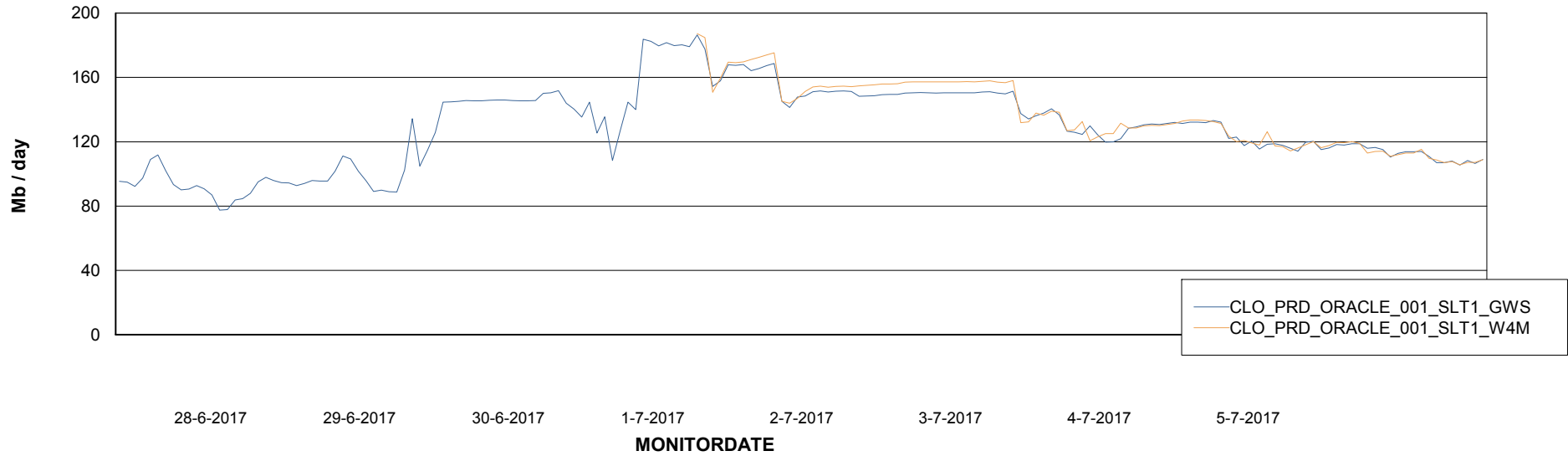
Weekly SLA Customer Report

Customer CLO Production
Database ID 38



ABSSolute Web Component Services

Avg memory used per ABS Web component



Weekly SLA Customer Report

Customer CLO Production
Database ID 38



Disaster per ABS component

