

Weekly SLA Customer Report

Customer DFD Production
Database ID 39



Harddisk Usage DFD_PRD_BI1

	Free disk space on c: (%)	Total disk space on c: (Gb)	Free disk space on e: (%)	Total disk space on e: (Gb)
17-6-2017	33	50	23	130
16-6-2017	33	50	23	130
15-6-2017	33	50	23	130
14-6-2017	33	50	23	130
13-6-2017	32	50	23	130
12-6-2017	32	50	23	130
11-6-2017	32	50	23	130

Harddisk Usage DFD_PRD_ORACLE1

	Free disk space on c: (%)	Total disk space on c: (Gb)	Free disk space on d: (%)	Total disk space on d: (Gb)	Free disk space on e: (%)	Total disk space on e: (Gb)	Free disk space on f: (%)	Total disk space on f: (Gb)
17-6-2017	46	78	73	479	26	400	79	800
16-6-2017	46	78	73	479	26	400	79	800
15-6-2017	46	78	73	479	27	400	79	800
14-6-2017	46	78	73	479	27	400	79	800
13-6-2017	46	78	73	479	27	400	79	800
12-6-2017	46	78	73	479	28	400	79	800
11-6-2017	46	78	73	479	28	400	79	800

Weekly SLA Customer Report

Customer DFD Production
 Database ID 39



Harddisk Usage DFD_PRD_ORACLE2

	Free disk space on c: (%)	Total disk space on c: (Gb)	Free disk space on d: (%)	Total disk space on d: (Gb)	Free disk space on e: (%)	Total disk space on e: (Gb)	Free disk space on f: (%)	Total disk space on f: (Gb)
17-6-2017	17	78	71	479	29	800	66	800
16-6-2017	17	78	71	479	29	800	66	800
15-6-2017	17	78	71	479	29	800	66	800
14-6-2017	17	78	71	479	30	800	66	800
13-6-2017	17	78	71	479	30	800	66	800
12-6-2017	17	78	71	479	30	800	66	800
11-6-2017	17	78	71	479	30	800	66	800

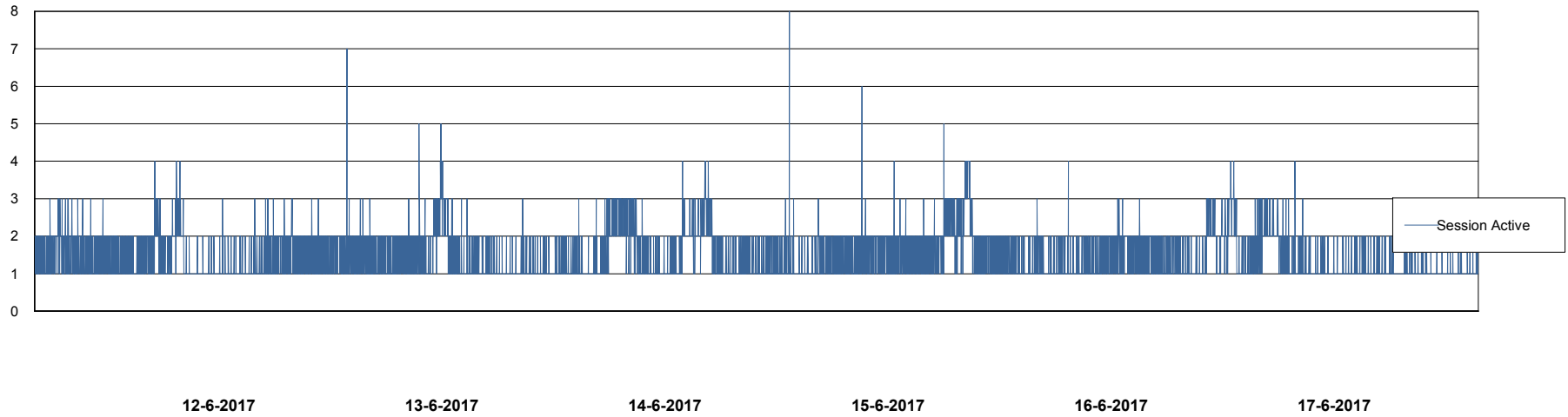
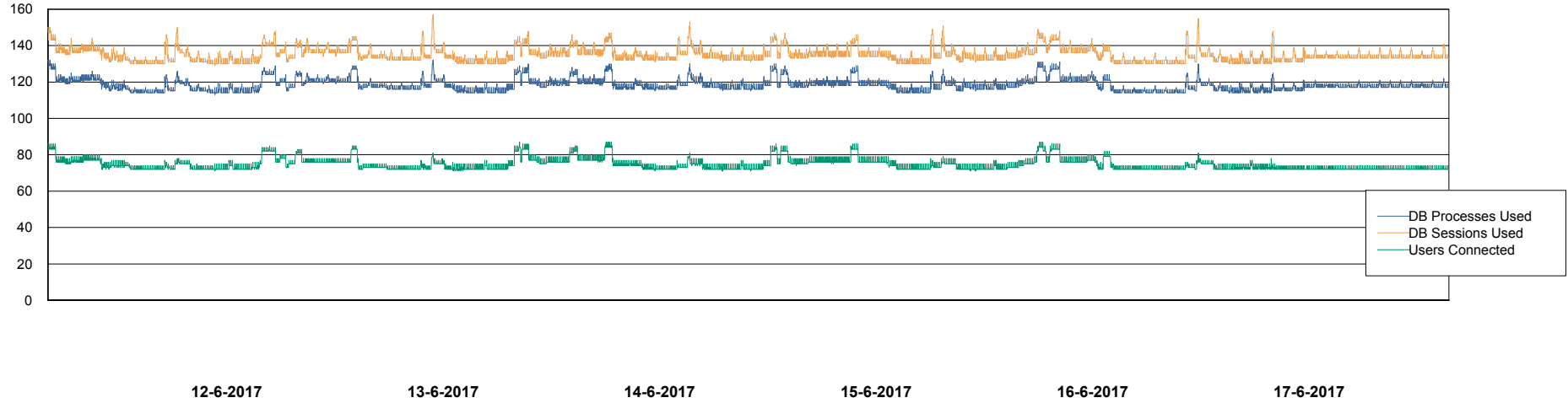
Weekly SLA Customer Report

Customer DFD Production
Database ID 39



Database Performance DFDDDB_Production

DB Processes Max 600
DB Sessions Max 928



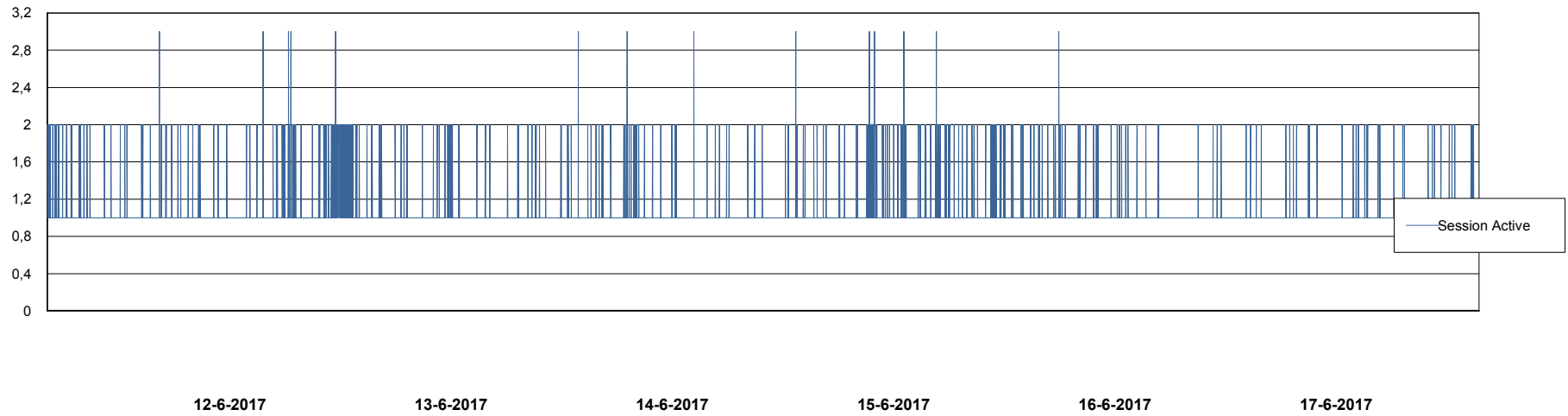
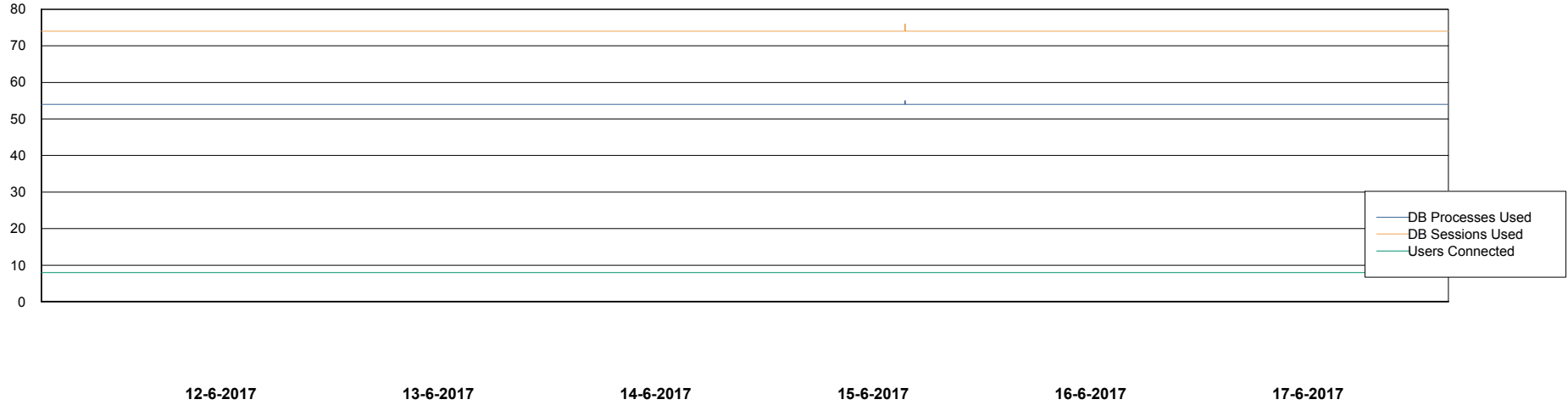
Weekly SLA Customer Report

Customer DFD Production
Database ID 39



Database Performance DFDDDB_Standby

DB Processes Max 600
DB Sessions Max 928



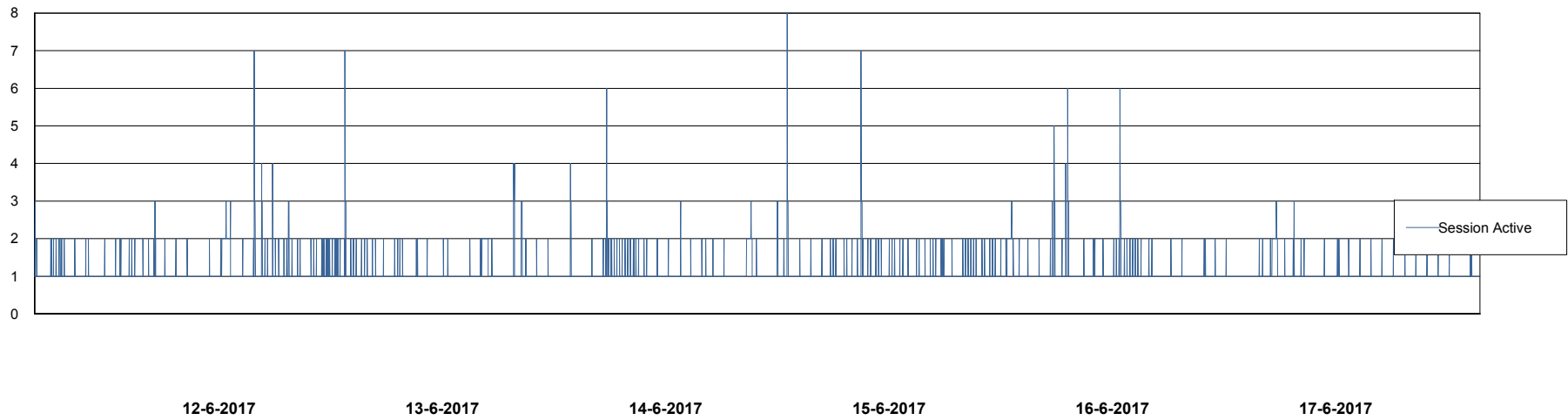
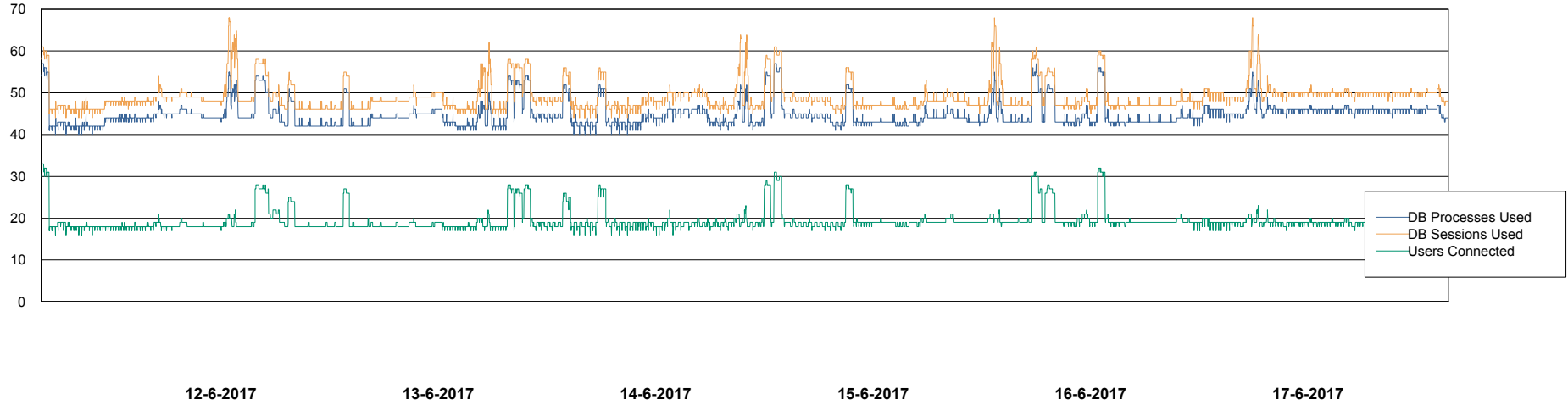
Weekly SLA Customer Report

Customer DFD Production
Database ID 39



Database Performance DFDDDBBI_Production

DB Processes Max 500
DB Sessions Max 772



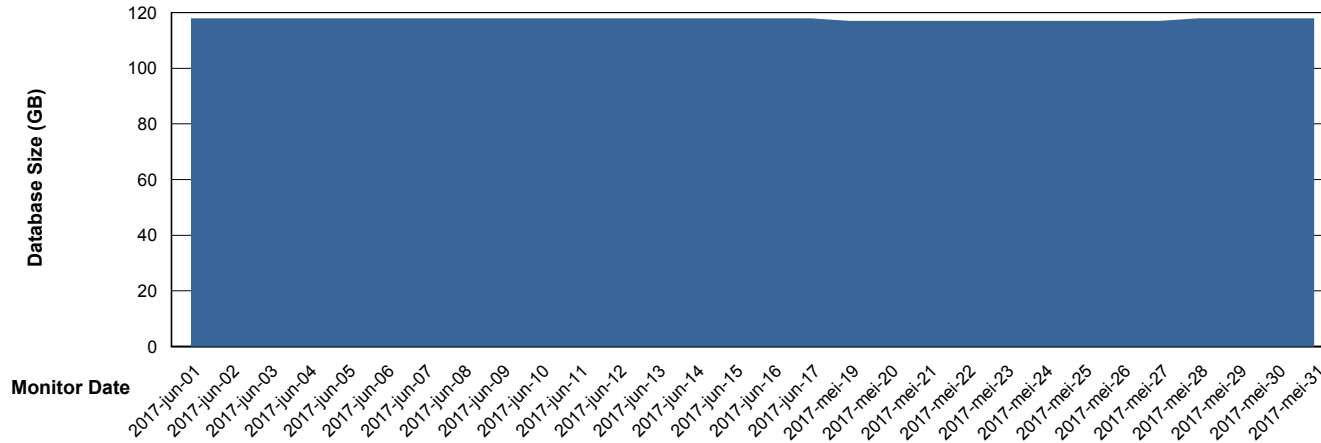
Weekly SLA Customer Report

Customer DFD Production
Database ID 39



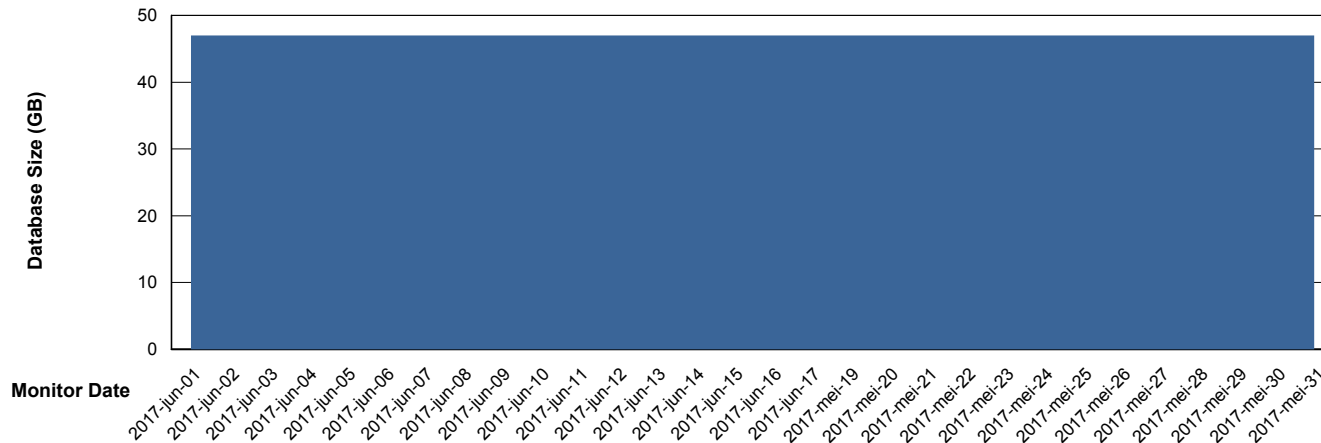
DATABASE SIZE DFDDDB_Production

Database growth over last month



DATABASE SIZE DFDDDBI_Production

Database growth over last month



Weekly SLA Customer Report

Customer DFD Production
Database ID 39



Database Tablespace		DFDDB_Production		
Date	Tablespace Name	Filesize (Gb)	Usedsize (Gb)	Percentage free
17-6-2017	ABSDATA	44	36	18
	INDX	94	80	15
16-6-2017	ABSDATA	44	36	18
	INDX	94	80	15
15-6-2017	ABSDATA	44	36	18
	INDX	94	80	15
14-6-2017	ABSDATA	44	36	18
	INDX	94	80	15
13-6-2017	ABSDATA	44	36	18
	INDX	94	80	15
12-6-2017	ABSDATA	44	36	18
	INDX	94	80	15
11-6-2017	ABSDATA	44	36	18
	INDX	94	80	15

Weekly SLA Customer Report

Customer DFD Production
 Database ID 39



Database Tablespace DFDDDBBI_Production

Date	Tablespace Name	Filesize (Gb)	Usedsize (Gb)	Percentage free
17-6-2017	ABSDATA	29	23	21
	INDX	29	21	28
16-6-2017	ABSDATA	29	23	21
	INDX	29	21	28
15-6-2017	ABSDATA	29	23	21
	INDX	29	21	28
14-6-2017	ABSDATA	29	23	21
	INDX	29	21	28
13-6-2017	ABSDATA	29	23	21
	INDX	29	21	28
12-6-2017	ABSDATA	29	22	24
	INDX	29	21	28
11-6-2017	ABSDATA	29	22	24
	INDX	29	21	28

Standby Database Health DFD Production

Recovery lag for last 7 days



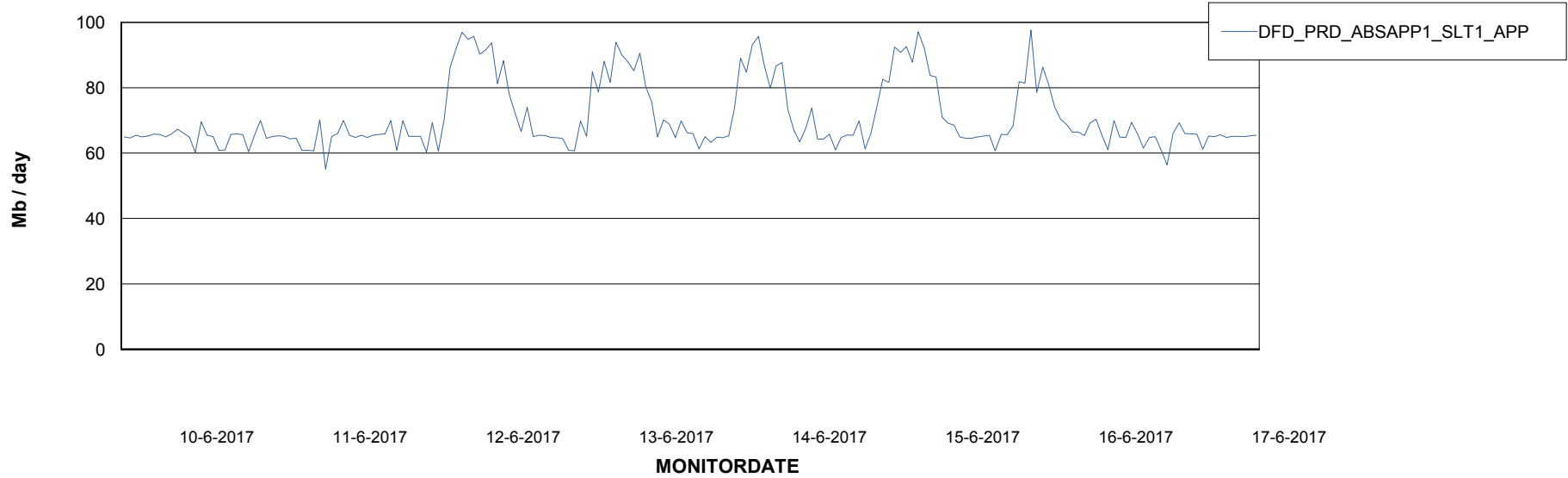
Weekly SLA Customer Report

Customer DFD Production
Database ID 39

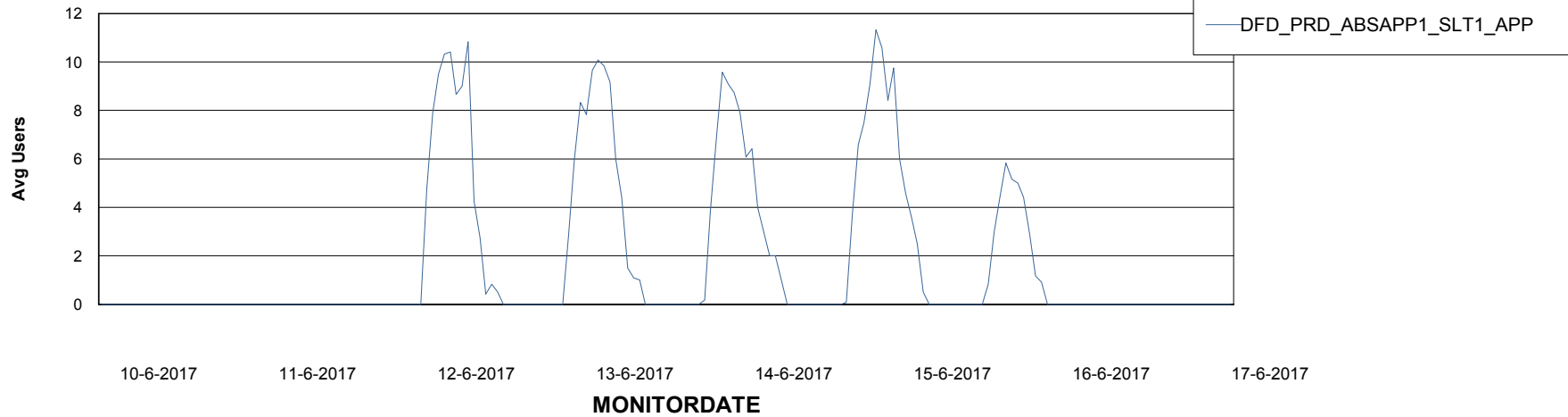


ABSSolute Application Server Services

Avg memory used per ABS Server Service



Avg users per day per ABS server



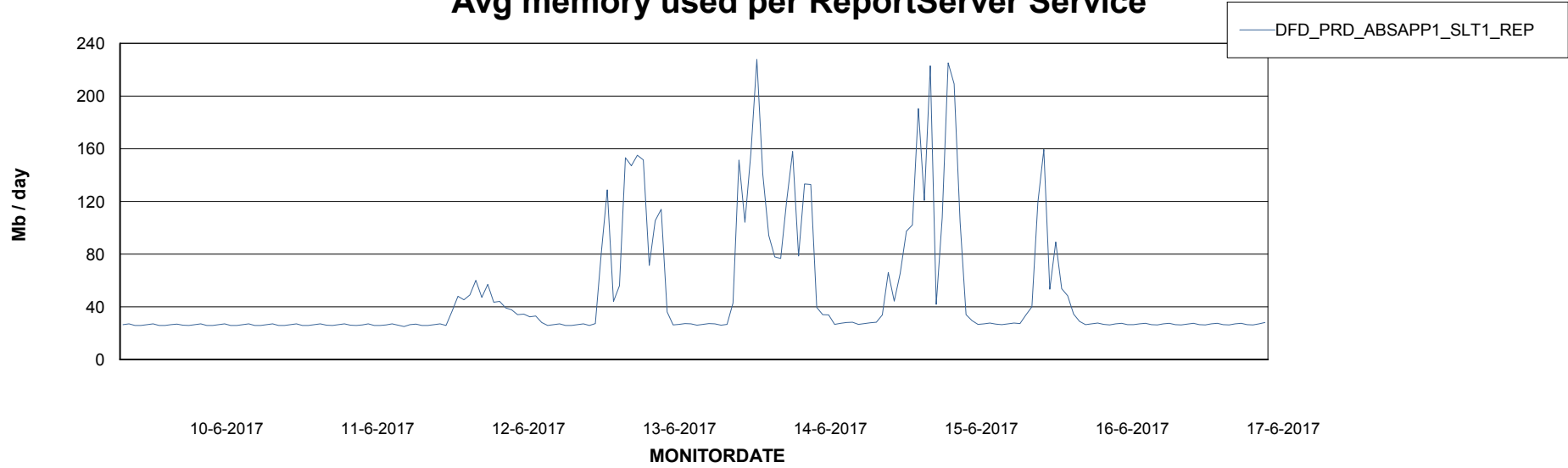
Weekly SLA Customer Report

Customer DFD Production
Database ID 39



ABSSolute Application ReportServer Services

Avg memory used per ReportServer Service



Disaster per ABS component

