

Weekly SLA Customer Report

Customer BCH Production
Database ID 28



Harddisk Usage BCH_PRD_ORCDB1

	Free disk space on c: (%)	Total disk space on c: (Gb)	Free disk space on d: (%)	Total disk space on d: (Gb)
17-6-2017	42	278	17	278
16-6-2017	42	278	17	278
15-6-2017	42	278	17	278
14-6-2017	42	278	17	278
13-6-2017	42	278	17	278
12-6-2017	42	278	17	278
11-6-2017	42	278	17	278

Harddisk Usage BCH_PRD_ORCDB2

	Free disk space on c: (%)	Total disk space on c: (Gb)	Free disk space on d: (%)	Total disk space on d: (Gb)
17-6-2017	44	278	16	278
16-6-2017	44	278	16	278
15-6-2017	44	278	16	278
14-6-2017	44	278	16	278
13-6-2017	44	278	16	278
12-6-2017	45	278	16	278
11-6-2017	45	278	16	278

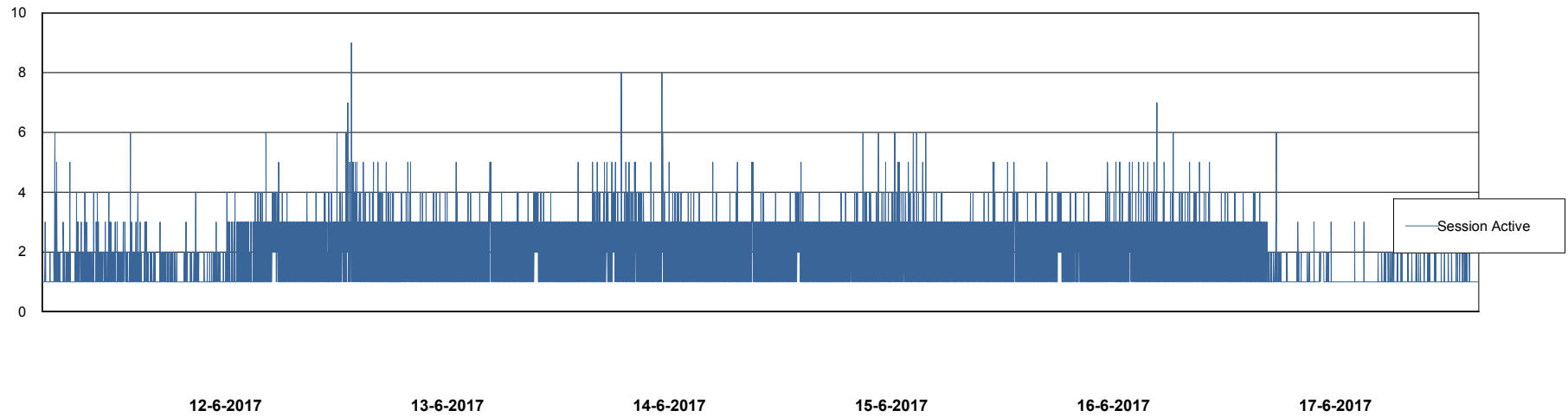
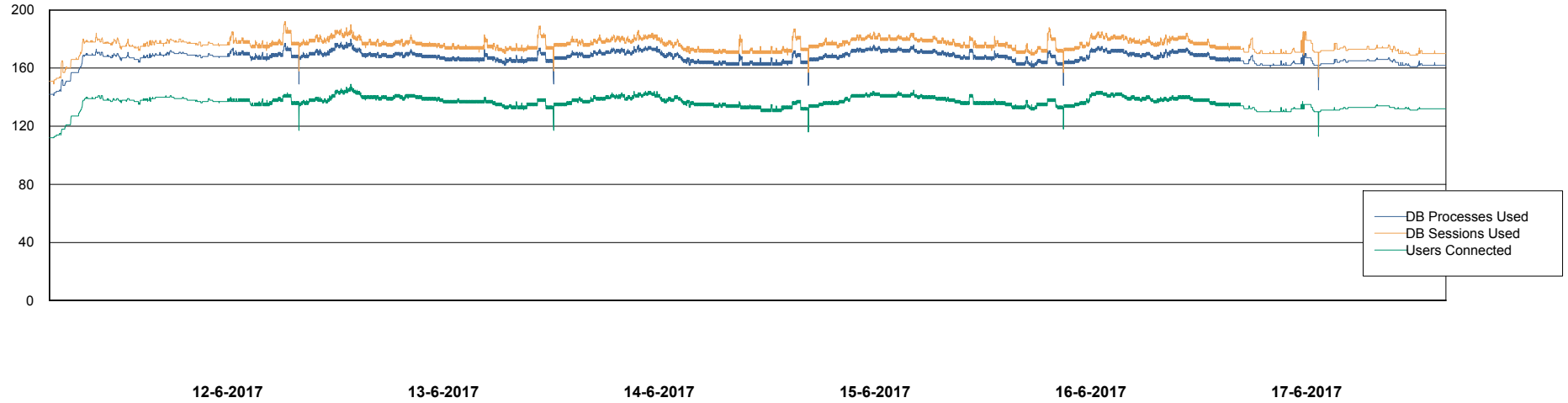
Weekly SLA Customer Report

Customer BCH Production
Database ID 28



Database Performance BCHDB_Production

DB Processes Max 600
DB Sessions Max 928



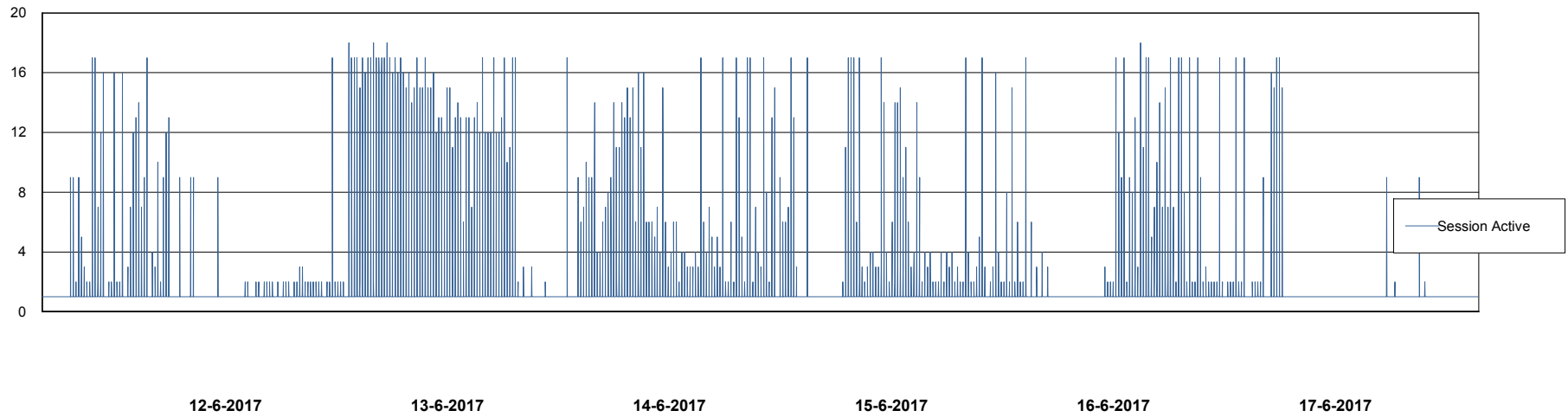
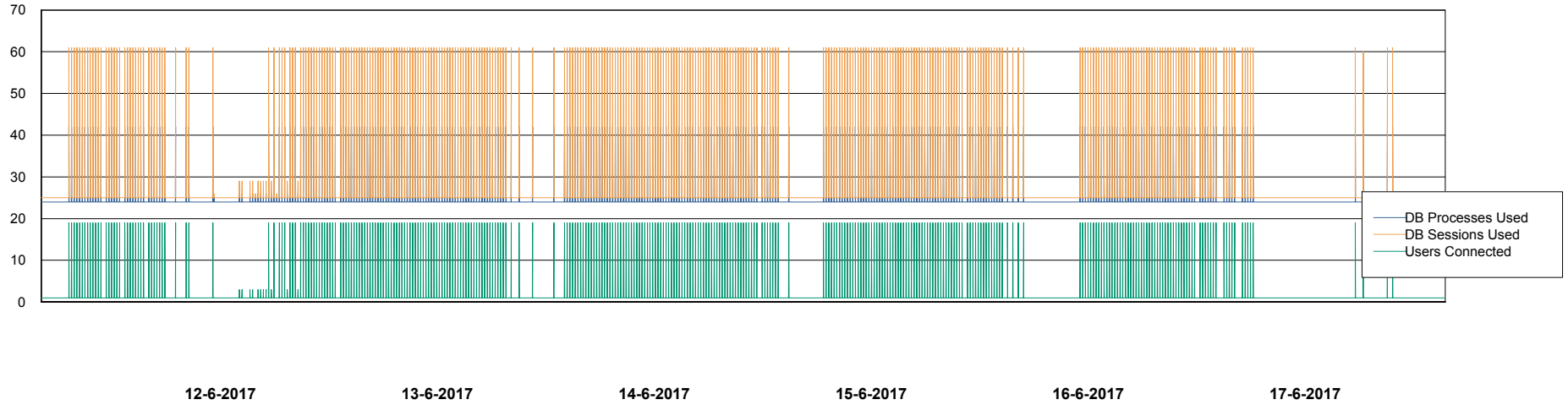
Weekly SLA Customer Report

Customer BCH Production
Database ID 28



Database Performance BCHDB_Standby

DB Processes Max 150
DB Sessions Max 256



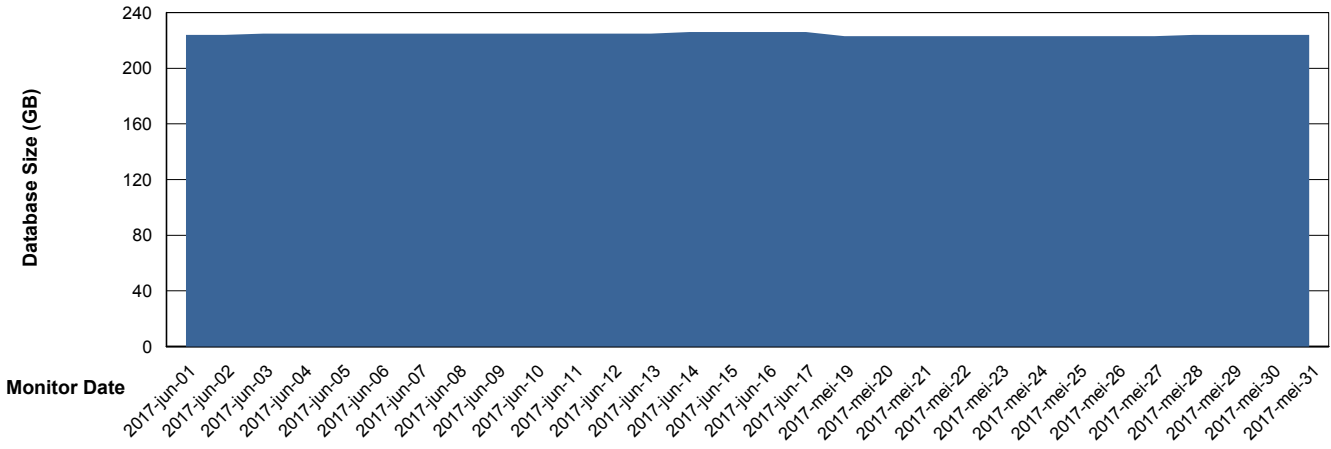
Weekly SLA Customer Report

Customer BCH Production
 Database ID 28



DATABASE SIZE BCHDB_Production

Database growth over last month



Database Tablespace BCHDB_Production

Date	Tablespace Name	Filesize (Gb)	Usedsize (Gb)	Percentage free
17-6-2017	ABSDATA	51	40	22
	INDX	216	183	15
16-6-2017	ABSDATA	51	40	22
	INDX	216	183	15
15-6-2017	ABSDATA	51	40	22
	INDX	216	183	15
14-6-2017	ABSDATA	51	40	22
	INDX	216	183	15
13-6-2017	ABSDATA	51	40	22
	INDX	216	183	15
12-6-2017	ABSDATA	51	40	22
	INDX	216	183	15
11-6-2017	ABSDATA	51	40	22
	INDX	216	183	15

Weekly SLA Customer Report

Customer BCH Production
Database ID 28



Standby Database Health BCH Production

Recovery lag for last 7 days

